

LAMPIRAN - LAMPIRAN



Lampiran 1

Daftar Populasi Perusahaan *Property & Real Estate* Yang terdaftar di Bursa Efek Indonesia Tahun 2017-2019

No	Kode>Nama Perusahaan	Nama
1	APLN	Agung Podomoro Land Tbk.
2	ARMY	Armidian Karyatama Tbk.
3	ASRI	Alam Sutera Realty Tbk.
4	BAPA	Bekasi Asri Pemula Tbk.
5	BAPI	Bhakti Agung Propertindo Tbk.
6	BCIP	Bumi Citra Permai Tbk.
7	BEST	Bekasi Fajar Industrial Estate
8	BIKA	Binakarya Jaya Abadi Tbk.
9	BIPP	Bhuwanatala Indah Permai Tbk.
10	BKDP	Bukit Darmo Property Tbk
11	BKSL	Sentul City Tbk.
12	BSDE	Bumi Serpong Damai Tbk.
13	CITY	Natura City Developments Tbk.
14	COWL	Cowell Development Tbk.
15	CPRI	Capri Nusa Satu Properti Tbk.
16	CTRA	Ciputra Development Tbk.
17	DART	Duta Anggada Realty Tbk.
18	DILD	Intiland Development Tbk.
19	DMAS	Puradelta Lestari Tbk.
20	DUTI	Duta Pertiwi Tbk
21	ELTY	Bakrieland Development Tbk.
22	EMDE	Megapolitan Developments Tbk.
23	FMII	Fortune Mate Indonesia Tbk
24	FORZ	Forza Land Indonesia Tbk.
25	GAMA	Aksara Global Development Tbk.
26	GMTD	Gowa Makassar Tourism Developm
27	GPRA	Perdana Gapuraprima Tbk.
28	GWSA	Greenwood Sejahtera Tbk.
29	INDO	Royalindo Investa Wijaya Tbk.
30	JRPT	Jaya Real Property Tbk.
31	KIJA	Kawasan Industri Jababeka Tbk.
32	KOTA	DMS Propertindo Tbk.
33	LAND	Trimitra Propertindo Tbk.
34	LCGP	Eureka Prima Jakarta Tbk.
35	LPCK	Lippo Cikarang Tbk

36	LPKR	Lippo Karawaci Tbk.
37	MDLN	Modernland Realty Tbk.
38	MKPI	Metropolitan Kentjana Tbk.
39	MMLP	Mega Manunggal Property Tbk.
40	MPRO	Maha Properti Indonesia Tbk.
41	MTLA	Metropolitan Land Tbk.
42	MYRX	Hanson International Tbk.
43	NIRO	City Retail Developments Tbk.
44	NZIA	Nusantara Almazia Tbk.
45	OMRE	Indonesia Prima Property Tbk
46	PAMG	Bima Sakti Pertiwi Tbk.
47	PLIN	Plaza Indonesia Realty Tbk.
48	POLI	Pollux Hotels Group Tbk.
49	POLL	Pollux Properties Indonesia Tb
50	POSA	Bliss Properti Indonesia Tbk.
51	PPRO	PP Properti Tbk.
52	PUDP	Pudjadi Prestige Tbk.
53	PWON	Pakuwon Jati Tbk.
54	RBMS	Ristia Bintang Mahkotasejati T
55	RDTX	Roda Vivatex Tbk
56	REAL	Repower Asia Indonesia Tbk.
57	ROCK	Rockfields Properti Indonesia
58	RODA	Pikko Land Development Tbk.
59	SATU	Kota Satu Properti Tbk.
60	SMDM	Suryamas Dutamakmur Tbk.
61	SMRA	Summarecon Agung Tbk.
62	SCBD	Dadanayasa Arthatama Tbk
63	TARA	Agung Semesta Sejahtera Tbk.
64	TRIN	Perintis Trinita Properti Tbk.
65	URBN	Urban Jakarta Propertindo Tbk.

Sumber : www.sahamok.com

Lampiran 2

Data Perhitungan Sampel Perusahaan *Property & Real Estate* yang Terdaftar di BEI tahun 2017-2019

No	Kode>Nama Perusahaan	Nama	Perusahaan <i>Property & real estate</i> yang terdaftar di Bursa Efek Indonesia pada tahun 2017-2019		
			2017	2018	2019
1	APLN	Agung Podomoro Land Tbk.	1	1	1
2	ARMY	Armidian Karyatama Tbk.	1	1	1
3	ASRI	Alam Sutera Realty Tbk.	1	1	1
4	BAPA	Bekasi Asri Pemula Tbk.	1	1	1
5	BAPI	Bhakti Agung Propertindo Tbk.	0	0	1
6	BCIP	Bumi Citra Permai Tbk.	1	1	1
7	BEST	Bekasi Fajar Industrial Estate	1	1	1
8	BIKA	Binakarya Jaya Abadi Tbk.	1	1	1
9	BIPP	Bhuwanatala Indah Permai Tbk.	1	1	1
10	BKDP	Bukit Darmo Property Tbk	1	1	1
11	BKSL	Sentul City Tbk.	1	1	1
12	BSDE	Bumi Serpong Damai Tbk.	1	1	1
13	CITY	Natura City Developments Tbk.	0	1	1
14	COWL	Cowell Development Tbk.	1	1	1
15	CPRI	Capri Nusa Satu Properti Tbk.	0	0	0
16	CTRA	Ciputra Development Tbk.	1	1	1
17	DART	Duta Anggada Realty Tbk.	1	1	1
18	DILD	Intiland Development Tbk.	1	1	1
19	DMAS	Puradelta Lestari Tbk.	1	1	1
20	DUTI	Duta Pertiwi Tbk	1	1	1
21	ELTY	Bakrieland Development Tbk.	1	1	1
22	EMDE	Megapolitan Developments Tbk.	1	1	1
23	FMII	Fortune Mate Indonesia Tbk	1	1	1
24	FORZ	Forza Land Indonesia Tbk.	1	1	1
25	GAMA	Aksara Global Development Tbk.	1	1	1
26	GMTD	Gowa Makassar Tourism Developm	1	1	1
27	GPRA	Perdana Gapuraprima Tbk.	1	1	1
28	GWSA	Greenwood Sejahtera Tbk.	1	1	1
29	INDO	Royalindo Investa Wijaya Tbk.	0	0	0

30	JRPT	Jaya Real Property Tbk.	1	1	1
31	KIJA	Kawasan Industri Jababeka Tbk.	1	1	1
32	KOTA	DMS Propertindo Tbk.	0	0	1
33	LAND	Trimitra Propertindo Tbk.	0	1	1
34	LCGP	Eureka Prima Jakarta Tbk.	1	1	1
35	LPCK	Lippo Cikarang Tbk	1	1	1
36	LPKR	Lippo Karawaci Tbk.	1	1	1
37	MDLN	Modernland Realty Tbk.	1	1	1
38	MKPI	Metropolitan Kentjana Tbk.	1	1	1
39	MMLP	Mega Manunggal Property Tbk.	1	1	1
40	MPRO	Maha Properti Indonesia Tbk.	1	1	1
41	MTLA	Metropolitan Land Tbk.	1	1	1
42	MYRX	Hanson International Tbk.	1	1	1
43	NIRO	City Retail Developments Tbk.	1	1	1
44	NZIA	Nusantara Almazia Tbk.	1	1	1
45	OMRE	Indonesia Prima Property Tbk	1	1	1
46	PAMG	Bima Sakti Pertiwi Tbk.	0	0	1
47	PLIN	Plaza Indonesia Realty Tbk.	1	1	1
48	POLI	Pollux Hotels Group Tbk.	0	0	1
49	POLL	Pollux Properties Indonesia Tb	0	1	1
50	POSA	Bliss Properti Indonesia Tbk.	0	0	1
51	PPRO	PP Properti Tbk.	1	1	1
52	PUDP	Pudjiadi Prestige Tbk.	1	1	1
53	PWON	Pakuwon Jati Tbk.	1	1	1
54	RBMS	Ristia Bintang Mahkotasejati T	1	1	1
55	RDTX	Roda Vivatex Tbk	1	1	1
56	REAL	Repower Asia Indonesia Tbk.	0	0	1
57	ROCK	Rockfields Properti Indonesia	1	1	1
58	RODA	Pikko Land Development Tbk.	1	1	1
59	SATU	Kota Satu Properti Tbk.	0	1	1
60	SMDM	Suryamas Dutamakmur Tbk.	1	1	1
61	SMRA	Summarecon Agung Tbk.	1	1	1
62	SCBD	Dadanayasa Arthatama Tbk	1	1	1
63	TARA	Agung Semesta Sejahtera Tbk.	1	1	1
64	TRIN	Perintis Trinita Properti Tbk.	0	0	0
65	URBN	Urban Jakarta Propertindo Tbk.	0	1	1

Sumber : Data Sekunder Diolah

Lampiran 3

Kontinuitas Laporan Keuangan Perusahaan *Property & Real Estate* Tahun 2017-2019

No	Kode>Nama Perusahaan	Nama	Perusahaan Property & real estate yang mempublikasikan laporan keuangannya secara kontinue setiap tahun, yaitu selama tahun 2017-2019		
			2017	2018	2019
1	APLN	Agung Podomoro Land Tbk.	1	1	1
2	ARMY	Armidian Karyatama Tbk.	1	1	1
3	ASRI	Alam Sutera Realty Tbk.	1	1	1
4	BAPA	Bekasi Asri Pemula Tbk.	1	1	1
5	BCIP	Bumi Citra Permai Tbk.	1	1	1
6	BEST	Bekasi Fajar Industrial Estate	1	1	1
7	BIKA	Binakarya Jaya Abadi Tbk.	1	1	1
8	BIPP	Bhuwanatala Indah Permai Tbk.	1	1	1
9	BKDP	Bukit Darmo Property Tbk	1	1	1
10	BKSL	Sentul City Tbk.	1	1	1
11	BSDE	Bumi Serpong Damai Tbk.	1	1	1
12	COWL	Cowell Development Tbk.	1	1	1
13	CTRA	Ciputra Development Tbk.	1	1	1
14	DART	Duta Anggada Realty Tbk.	1	1	1
15	DILD	Intiland Development Tbk.	1	1	1
16	DMAS	Puradelta Lestari Tbk.	1	1	1
17	DUTI	Duta Pertiwi Tbk	1	1	1
18	ELTY	Bakrieland Development Tbk.	1	1	1
19	EMDE	Megapolitan Developments Tbk.	1	1	1
20	FMII	Fortune Mate Indonesia Tbk	1	1	1
21	FORZ	Forza Land Indonesia Tbk.	1	1	1
22	GAMA	Aksara Global Development Tbk.	1	1	1
23	GMTD	Gowa Makassar Tourism Developm	1	1	1
24	GPRA	Perdana Gapuraprima Tbk.	1	1	1
25	GWSA	Greenwood Sejahtera Tbk.	1	1	1
26	JRPT	Jaya Real Property Tbk.	1	1	1
27	KIJA	Kawasan Industri Jababeka Tbk.	1	1	1
28	LCGP	Eureka Prima Jakarta Tbk.	0	0	0

29	LPCK	Lippo Cikarang Tbk	1	1	1
30	LPKR	Lippo Karawaci Tbk.	1	1	1
31	MDLN	Modernland Realty Tbk.	1	1	1
32	MKPI	Metropolitan Kentjana Tbk.	0	0	0
33	MMLP	Mega Manunggal Property Tbk.	1	1	1
34	MPRO	Maha Properti Indonesia Tbk.	0	0	0
35	MTLA	Metropolitan Land Tbk.	1	1	1
36	MYRX	Hanson International Tbk.	1	1	1
37	NIRO	City Retail Developments Tbk.	1	1	1
38	NZIA	Nusantara Almazia Tbk.	1	1	1
39	OMRE	Indonesia Prima Property Tbk	1	1	1
40	PLIN	Plaza Indonesia Realty Tbk.	1	1	1
41	PPRO	PP Properti Tbk.	1	1	1
42	PUDP	Pudjadi Prestige Tbk.	1	1	1
43	PWON	Pakuwon Jati Tbk.	1	1	1
44	RBMS	Ristia Bintang Mahkotasejati Tbk.	0	0	0
45	RDTX	Roda Vivatex Tbk	1	1	1
46	ROCK	Rockfields Properti Indonesia	0	0	0
47	RODA	Pikko Land Development Tbk.	1	1	1
48	SMDM	Suryamas Dutamakmur Tbk.	1	1	1
49	SMRA	Summarecon Agung Tbk.	1	1	1
50	SCBD	Dadanayasa Arthatama Tbk	1	1	1
51	TARA	Agung Semesta Sejahtera Tbk.	1	1	1

Sumber : Data Sekunder Diolah

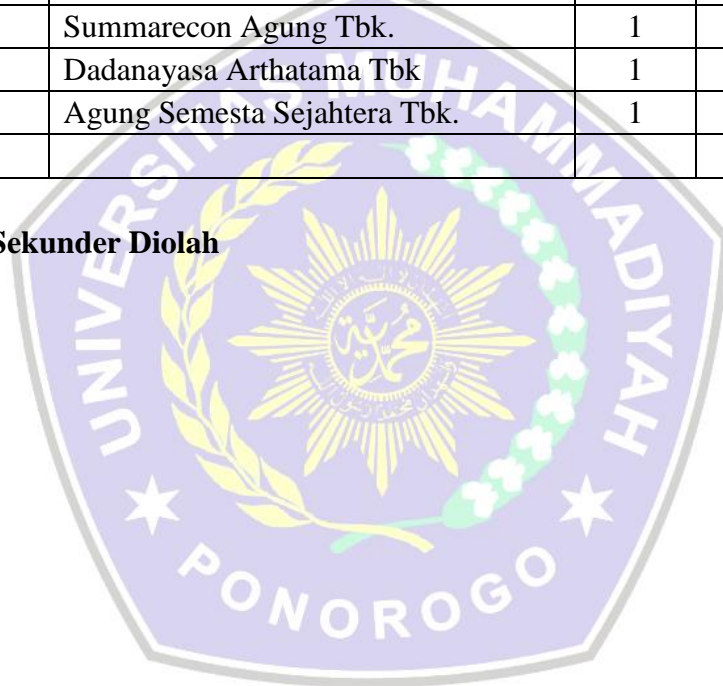
Lampiran 4

Kontinuitas Laporan *Annual Report* Perusahaan *Property & Real Estate* Tahun 2017-2019

No	Kode>Nama Perusahaan	Nama	Perusahaan Property & real estate yang mempublikasikan laporan keuangannya secara kontinue setiap tahun, yaitu selama tahun 2017-2019		
			2017	2018	2019
1	APLN	Agung Podomoro Land Tbk.	0	0	0
2	ARMY	Armidian Karyatama Tbk.	1	1	1
3	ASRI	Alam Sutera Realty Tbk.	1	1	1
4	BAPA	Bekasi Asri Pemula Tbk.	0	0	0
5	BCIP	Bumi Citra Permai Tbk.	0	0	0
6	BEST	Bekasi Fajar Industrial Estate	0	0	0
7	BIKA	Binakarya Jaya Abadi Tbk.	1	1	1
8	BIPP	Bhuwanatala Indah Permai Tbk.	1	1	1
9	BKDP	Bukit Darmo Property Tbk	1	1	1
10	BKSL	Sentul City Tbk.	1	1	1
11	BSDE	Bumi Serpong Damai Tbk.	1	1	1
12	COWL	Cowell Development Tbk.	0	0	1
13	CTRA	Ciputra Development Tbk.	1	1	1
14	DART	Duta Anggada Realty Tbk.	1	1	1
15	DILD	Intiland Development Tbk.	1	1	1
16	DMAS	Puradelta Lestari Tbk.	1	1	1
17	DUTI	Duta Pertiwi Tbk	1	1	1
18	ELTY	Bakrieland Development Tbk.	1	1	1
19	EMDE	Megapolitan Developments Tbk.	1	1	1
20	FMII	Fortune Mate Indonesia Tbk	1	1	1
21	FORZ	Forza Land Indonesia Tbk.	0	0	0
22	GAMA	Aksara Global Development Tbk.	0	0	0
23	GMTD	Gowa Makassar Tourism Developm	1	1	1
24	GPRA	Perdana Gapuraprima Tbk.	1	1	1
25	GWSA	Greenwood Sejahtera Tbk.	1	1	1
26	JRPT	Jaya Real Property Tbk.	1	1	1
27	KIJA	Kawasan Industri Jababeka Tbk.	1	1	1
28	LPCK	Lippo Cikarang Tbk	1	1	1
29	LPKR	Lippo Karawaci Tbk.	1	1	1

30	MDLN	Modernland Realty Tbk.	1	1	1
31	MMLP	Mega Manunggal Property Tbk.	0	0	0
32	MTLA	Metropolitan Land Tbk.	1	1	1
33	MYRX	Hanson International Tbk.	0	0	0
34	NIRO	City Retail Developments Tbk.	1	1	1
35	NZIA	Nusantara Almazia Tbk.	0	0	0
36	OMRE	Indonesia Prima Property Tbk	1	1	1
37	PLIN	Plaza Indonesia Realty Tbk.	1	1	1
38	PPRO	PP Properti Tbk.	1	1	1
39	PUDP	Pudjiadi Prestige Tbk.	1	1	1
40	PWON	Pakuwon Jati Tbk.	1	1	1
41	RDTX	Roda Vivatex Tbk	1	1	1
42	RODA	Pikko Land Development Tbk.	1	1	1
43	SMDM	Suryamas Dutamakmur Tbk.	1	1	1
44	SMRA	Summarecon Agung Tbk.	1	1	1
45	SCBD	Dadanayasa Arthatama Tbk	1	1	1
46	TARA	Agung Semesta Sejahtera Tbk.	1	0	0

Sumber : Data Sekunder Diolah



Lampiran 5
Daftar Nama Perusahaan Sampel

No	Kode>Nama Perusahaan	Nama
1	ARMY	Armidian Karyatama Tbk.
2	ASRI	Alam Sutera Realty Tbk.
3	BIKA	Binakarya Jaya Abadi Tbk.
4	BIPP	Bhuwanatala Indah Permai Tbk.
5	BKDP	Bukit Darmo Property Tbk
6	BKSL	Sentul City Tbk.
7	BSDE	Bumi Serpong Damai Tbk.
8	CTRA	Ciputra Development Tbk.
9	DART	Duta Anggada Realty Tbk.
10	DILD	Intiland Development Tbk.
11	DMAS	Puradelta Lestari Tbk.
12	DUTI	Duta Pertiwi Tbk
13	ELTY	Bakrieland Development Tbk.
14	EMDE	Megapolitan Developments Tbk.
15	FMII	Fortune Mate Indonesia Tbk
16	GMTD	Gowa Makassar Tourism Developm
17	GPRA	Perdana Gapuraprima Tbk.
18	GWSA	Greenwood Sejahtera Tbk.
19	JRPT	Jaya Real Property Tbk.
20	KIJA	Kawasan Industri Jababeka Tbk.
21	LPCK	Lippo Cikarang Tbk
22	LPKR	Lippo Karawaci Tbk.
23	MDLN	Modernland Realty Tbk.
24	MTLA	Metropolitan Land Tbk.
25	NIRO	City Retail Developments Tbk.
26	OMRE	Indonesia Prima Property Tbk
27	PLIN	Plaza Indonesia Realty Tbk.
28	PPRO	PP Properti Tbk.
29	PUDP	Pudjiadi Prestige Tbk.
30	PWON	Pakuwon Jati Tbk.
31	RDTX	Roda Vivatex Tbk
32	RODA	Pikko Land Development Tbk.
33	SMDM	Suryamas Dutamakmur Tbk.
34	SMRA	Summarecon Agung Tbk.
35	SCBD	Dadanayasa Arthatama Tbk

Sumber : Data Sekunder Diolah

Lampiran 6
Checklist Item Pengungkapan Informasi Corporate Social Responsibility

	Item-item pertanggungjawaban sosial	YA	TIDAK
	A. Lingkungan		
1	Pengendalian polusi kegiatan operasi, pengeluaran riset & pengembangan untuk pengurangan polusi.		
2	Pernyataan yang menunjukkan bahwa operasi perusahaan tidak mengakibatkan polusi atau memenuhi ketentuan hukum & peraturan polusi.		
3	Pernyataan yang tidak menunjukkan bahwa polusi operasi telah atau akan dikurangi.		
4	Pencegahan atau perbaikan kerusakan lingkungan akibat pengolahan sumber alam.		
5	Konservasi alam, misalnya mendaur ulang kaca, besi, minyak, air & kertas.		
6	Penggunaan material daur ulang		
7	Menerima penghargaan berkaitan dengan program lingkungan yang dibuat perusahaan.		
8	Merancang fasilitas yang harmonis dengan lingkungan.		
9	Kontribusi dalam seni yang bertujuan untuk memperindah lingkungan.		
10	Pengolahan limbah.		
11	Mempelajari dampak lingkungan untuk memonitor dampak lingkungan perusahaan.		
12	Perlindungan lingkungan hidup.		
13	Kontribusi dalam pemugaran bangunan sejarah		
	B. Energi		
1	Menggunakan energi lebih efisien selama beroperasi.		
2	Memanfaatkan barang bekas untuk memproduksi energi.		
3	Mengungkapkan penghematan energi sebagai hasil produk daur ulang.		
4	Membahas upaya perusahaan dalam mengurangi konsumsi energi.		
5	Pengungkapan peningkatan efisiensi energi dari produk.		
6	Riset yang mengarah pada peningkatan efisiensi energi dari produk.		
7	Mengungkapkan kebijakan energi perusahaan.		

C. Kesehatan & Keselamatan Tenaga Kerja			
1	Mengurangi polusi, iritasi, atau resiko dalam lingkungan kerja.		
2	Mempromosikan keselamatan tenaga kerja dan kesehatan fisik dan mental.		
3	Mengungkapkan statistik kecelakaan kerja.		
4	Menaati peraturan standar kesehatan & keselamatan kerja.		
5	Menerima penghargaan berkaitan dengan keselamatan kerja.		
6	Menetapkan suatu komite keselamatan kerja.		
7	Melaksanakan riset untuk meningkatkan keselamatan kerja.		
8	Mengungkapkan pelayanan kesehatan tenaga kerja.		
D. Lain-lain Tenaga Kerja			
1	Perekrutan atau memanfaatkan tenaga kerja wanita/orang cacat.		
2	Mengungkapkan persentase/jumlah tenaga kerja wanita/orang cacat dalam manajerial.		
3	Mengungkapkan tujuan penggunaan tenaga kerja wanita/orang cacat dalam pekerjaan.		
4	Program untuk kemajuan tenaga kerja wanita/orang cacat.		
5	Pelatihan tenaga kerja melalui program tertentu di tempat kerja.		
6	Memberi bantuan keuangan pada tenaga kerja dalam bidang pendidikan.		
7	Mendirikan suatu pusat pelatihan tenaga kerja.		
8	Mengungkapkan bantuan atau bimbingan untuk tenaga kerja yang dalam proses mengundurkan diri atau yang telah membuat kesalahan.		
9	Mengungkapkan perencanaan kepemilikan rumah karyawan.		
10	Mengungkapkan fasilitas untuk aktivitas rekreasi.		
11	Pengungkapan persentase gaji untuk pension.		
12	Mengungkapkan kebijakan penggajian dalam perusahaan.		
13	Mengungkapkan jumlah tenaga kerja dalam perusahaan.		
14	Mengungkapkan tingkatan manajerial yang ada.		
15	Mengungkapkan disposisi staff, dimana staf ditempatkan.		

16	Mengungkapkan jumlah staf, masa kerja dan kelompok.		
17	Mengungkapkan statistik tenaga kerja		
18	Mengungkapkan kualifikasi tenaga kerja yang direkrut.		
19	Mengungkapkan rencana kepemilikan saham oleh tenaga kerja.		
20	Mengungkapkan rencana pembagian keuntungan lain.		
21	Mengungkapkan informasi hubungan manajemen dan tenaga kerja dalam meningkatkan kepuasan dan motivasi kerja.		
22	Mengungkapkan informasi stabilitas pekerjaan tenaga kerja dan masa depan perusahaan.		
23	Membuat laporan tenaga kerja yang terpisah.		
24	Melaporkan hubungan perusahaan dengan erikat buruh.		
25	Melaporkan gangguan dan aksi tenaga kerja.		
26	Mengungkapkan informasi bagaimana aksi tenaga kerja dinegosiasikan		
27	Peningkatan kondisi kerja secara umum		
28	Informasi re-organisasi perusahaan yang mempengaruhi tenaga kerja.		
29	Informasi dan statistik perputaran tenaga kerja		
	E. Produk		
1	Pengungkapan informasi pengembangan produk perusahaan termasuk pengemasannya.		
2	Gambaran pengeluaran riset dan pengembangan produk.		
3	Pengungkapan informasi proyek riset perusahaan untuk memperbaiki produk.		
4	Pengungkapan bahwa produk memenuhi standar keselamatan.		
5	Membuat produk lebih aman untuk konsumen.		
6	Melaksanakan riset atas tingkat keselamatan produk perusahaan.		
7	Pengungkapan peningkatan kebersihan/kesehatan dalam pengolahan & penyiapan produk.		
8	Pengungkapan informasi atas keselamatan produk perusahaan		
9	Pengungkapan informasi mutu produk yang dicerminkan dalam penerimaan penghargaan.		

10	Informasi yang dapat diverifikasi bahwa mutu produk telah meningkat.		
	F. Keterlibatan Masyarakat		
1	Sumbangan tunai, produk, pelayanan untuk mendukung aktivitas masyarakat pendidikan dan seni.		
2	Tenaga kerja paruh waktu dari mahasiswa atau pelajar		
3	Sebagai sponsor untuk kesehatan masyarakat		
4	Membantu riset medis		
5	Sebagai sponsor untuk konferensi pendidikan, seminar, atau pameran seni		
6	Membiayai program beasiswa		
7	Membuka fasilitas perusahaan untuk masyarakat		
8	Mensponsori kampanye nasional		
9	Mendukung pengembangan industri local		
	G. Umum		
1	Pengungkapan tujuan/kebijakan perusahaan secara umum berkaitan dengan tanggungjawab sosial perusahaan kepada masyarakat.		
2	Informasi berhubungan dengan tanggungjawab sosial selain yang disebutkan di atas.		

Sumber : *Checklist* item CSR (Sembiring , 2006)

Lampiran 7
Perhitungan Ukuran perusahaan Tahun 2017-2019

No	Kode>Nama Perusahaan	Nama	Tahun	Total Asset (Dalam Jutaan)	Ln Total Asset
1	ARMY	Armidian Karyatama Tbk.	2017	Rp 1,624,868	14.30
			2018	Rp 1,513,670	14.23
			2019	Rp 1,852,607	14.43
2	ASRI	Alam Sutera Realty Tbk.	2017	Rp 20,728,430	16.85
			2018	Rp 20,890,925	16.85
			2019	Rp 21,894,272	16.90
3	BIKA	Binakarya Jaya Abadi Tbk.	2017	Rp 2,374,443	14.68
			2018	Rp 2,333,637	14.66
			2019	Rp 2,358,913	14.67
4	BIPP	Bhuwanatala Indah Permai Tbk.	2017	Rp 1,748,641	14.37
			2018	Rp 2,063,247	14.54
			2019	Rp 2,167,013	14.59
5	BKDP	Bukit Darmo Property Tbk	2017	Rp 783,494	13.57
			2018	Rp 763,537	13.55
			2019	Rp 830,006	13.63
6	BKSL	Sentul City Tbk.	2017	Rp 14,977,041	16.52
			2018	Rp 16,252,732	16.60
			2019	Rp 17,275,342	16.66
7	BSDE	Bumi Serpong Damai Tbk.	2017	Rp 45,951,188	17.64
			2018	Rp 52,101,492	17.77
			2019	Rp 54,444,849	17.81
8	CTRA	Ciputra Development Tbk.	2017	Rp 31,872,302	17.28
			2018	Rp 34,289,017	17.35
			2019	Rp 36,196,024	17.40
9	DART	Duta Anggada Realty Tbk.	2017	Rp 6,360,846	15.67
			2018	Rp 6,905,286	15.75
			2019	Rp 7,015,768	15.76
10	DILD	Intiland Development Tbk.	2017	Rp 13,097,185	16.39
			2018	Rp 14,215,535	16.47
			2019	Rp 14,777,496	16.51
11	DMAS	Puradelta Lestari Tbk.	2017	Rp 7,470,942	15.83
			2018	Rp 7,500,033	15.83
			2019	Rp 7,616,971	15.85
12	DUTI	Duta Pertiwi Tbk	2017	Rp 28,206,859	17.16
			2018	Rp 36,022,148	17.40

			2019	Rp	13,788,227	16.44
13	ELTY	Bakrieland Development Tbk.	2017	Rp	14,082,518	16.46
			2018	Rp	13,606,180	16.43
			2019	Rp	12,329,520	16.33
14	EMDE	Megapolitan Developments Tbk.	2017	Rp	1,868,624	14.44
			2018	Rp	2,096,614	14.56
			2019	Rp	2,143,944	14.58
15	FMII	Fortune Mate Indonesia Tbk	2017	Rp	801,479	13.59
			2018	Rp	940,955	13.75
			2019	Rp	891,867	13.70
16	GMTD	Gowa Makassar Tourism Developm	2017	Rp	1,242,700	14.03
			2018	Rp	1,252,900	14.04
			2019	Rp	1,107,500	13.92
17	GPRA	Perdana Gapuraprima Tbk.	2017	Rp	1,499,462	14.22
			2018	Rp	1,536,454	14.24
			2019	Rp	1,705,919	14.35
18	GWSA	Greenwood Sejahtera Tbk.	2017	Rp	7,200,861	15.79
			2018	Rp	7,491,034	15.83
			2019	Rp	7,601,643	15.84
19	JRPT	Jaya Real Property Tbk.	2017	Rp	11,164,935	16.23
			2018	Rp	10,541,248	16.17
			2019	Rp	9,472,683	16.06
20	KIJA	Kawasan Industri Jababeka Tbk.	2017	Rp	11,266,320	16.24
			2018	Rp	11,783,772	16.28
			2019	Rp	12,184,611	16.32
21	LPCK	Lippo Cikarang Tbk	2017	Rp	12,455,503	16.34
			2018	Rp	9,225,622	16.04
			2019	Rp	12,455,503	16.34
22	LPKR	Lippo Karawaci Tbk.	2017	Rp	51,279,000	17.75
			2018	Rp	49,083,000	17.71
			2019	Rp	55,080,000	17.82
23	MDLN	Modernland Realty Tbk.	2017	Rp	14,599,669	16.50
			2018	Rp	15,227,480	16.54
			2019	Rp	16,125,558	16.60
24	MTLA	Metropolitan Land Tbk.	2017	Rp	4,819,146	15.39
			2018	Rp	5,193,963	15.46
			2019	Rp	6,107,364	15.63
25	NIRO	City Retail Developments Tbk.	2017	Rp	4,892,234	15.40
			2018	Rp	7,555,705	15.84
			2019	Rp	8,238,835	15.92

26	OMRE	Indonesia Prima Property Tbk	2017	Rp	4,242,935	15.26
			2018	Rp	4,252,706	15.26
			2019	Rp	4,234,320	15.26
27	PLIN	Plaza Indonesia Realty Tbk.	2017	Rp	14,373,380	16.48
			2018	Rp	15,143,760	16.53
			2019	Rp	12,548,030	16.35
28	PPRO	PP Properti Tbk.	2017	Rp	12,559,932	16.35
			2018	Rp	16,475,720	16.62
			2019	Rp	19,584,681	16.79
29	PUDP	Pudjiadi Prestige Tbk.	2017	Rp	504,840	13.13
			2018	Rp	489,530	13.10
			2019	Rp	539,920	13.20
30	PWON	Pakuwon Jati Tbk.	2017	Rp	23,359,000	16.97
			2018	Rp	25,018,000	17.04
			2019	Rp	26,095,000	17.08
31	RDTX	Roda Vivatex Tbk	2017	Rp	2,280,462	14.64
			2018	Rp	2,526,490	14.74
			2019	Rp	2,795,788	14.84
32	RODA	Pikko Land Development Tbk.	2017	Rp	3,866,585	15.17
			2018	Rp	3,988,657	15.20
			2019	Rp	3,911,163	15.18
33	SMDM	Suryamas Dutamakmur Tbk.	2017	Rp	3,141,680	14.96
			2018	Rp	3,158,642	14.97
			2019	Rp	3,213,173	14.98
34	SMRA	Summarecon Agung Tbk.	2017	Rp	21,662,000	16.89
			2018	Rp	23,299,000	16.96
			2019	Rp	24,442,000	17.01
35	SCBD	Dadanaya Arthatama Tbk	2017	Rp	5,783,264	15.57
			2018	Rp	5,772,828	15.57
			2019	Rp	6,051,807	15.62

Sumber : Data Sekunder Diolah

Lampiran 8
Perhitungan Dewan Komisaris Perusahaan Tahun 2017-2019

No	Kode>Nama Perusahaan	Nama	Tahun	Jumlah Dewan Komisaris
1	ARMY	Armidian Karyatama Tbk.	2017	3
			2018	4
			2019	4
2	ASRI	Alam Sutera Realty Tbk.	2017	5
			2018	5
			2019	5
3	BIKA	Binakarya Jaya Abadi Tbk.	2017	3
			2018	3
			2019	3
4	BIPP	Bhuwanatala Indah Permai Tbk.	2017	3
			2018	3
			2019	3
5	BKDP	Bukit Darmo Property Tbk	2017	4
			2018	4
			2019	4
6	BKSL	Sentul City Tbk.	2017	4
			2018	4
			2019	4
7	BSDE	Bumi Serpong Damai Tbk.	2017	5
			2018	5
			2019	5
8	CTRA	Ciputra Development Tbk.	2017	8
			2018	8
			2019	8
9	DART	Duta Anggada Realty Tbk.	2017	3
			2018	3
			2019	3
10	DILD	Intiland Development Tbk.	2017	6
			2018	6
			2019	6
11	DMAS	Puradelta Lestari Tbk.	2017	6
			2018	6
			2019	6
12	DUTI	Duta Pertiwi Tbk	2017	4
			2018	4
			2019	4

13	ELTY	Bakrieland Development Tbk.	2017	3
			2018	3
			2019	3
14	EMDE	Megapolitan Developments Tbk.	2017	5
			2018	5
			2019	5
15	FMII	Fortune Mate Indonesia Tbk	2017	3
			2018	3
			2019	3
16	GMTD	Gowa Makassar Tourism Developm	2017	9
			2018	9
			2019	9
17	GPRA	Perdana Gapuraprima Tbk.	2017	3
			2018	3
			2019	5
18	GWSA	Greenwood Sejahtera Tbk.	2017	3
			2018	3
			2019	3
19	JRPT	Jaya Real Property Tbk.	2017	5
			2018	5
			2019	5
20	KIJA	Kawasan Industri Jababeka Tbk.	2017	5
			2018	4
			2019	4
21	LPCK	Lippo Cikarang Tbk	2017	6
			2018	5
			2019	5
22	LPKR	Lippo Karawaci Tbk.	2017	5
			2018	5
			2019	5
23	MDLN	Modernland Realty Tbk.	2017	5
			2018	5
			2019	5
24	MTLA	Metropolitan Land Tbk.	2017	6
			2018	5
			2019	5
25	NIRO	City Retail Developments Tbk.	2017	2
			2018	2
			2019	3
26	OMRE	Indonesia Prima Property Tbk	2017	5
			2018	6
			2019	8

27	PLIN	Plaza Indonesia Realty Tbk.	2017	4
			2018	4
			2019	3
28	PPRO	PP Properti Tbk.	2017	4
			2018	4
			2019	4
29	PUDP	Pudjiadi Prestige Tbk.	2017	3
			2018	3
			2019	3
30	PWON	Pakuwon Jati Tbk.	2017	3
			2018	3
			2019	3
31	RDTX	Roda Vivatex Tbk	2017	3
			2018	3
			2019	3
32	RODA	Pikko Land Development Tbk.	2017	3
			2018	3
			2019	3
33	SMDM	Suryamas Dutamakmur Tbk.	2017	3
			2018	3
			2019	3
34	SMRA	Summarecon Agung Tbk.	2017	4
			2018	4
			2019	5
35	SCBD	Dadanaya Arthatama Tbk	2017	4
			2018	5
			2019	5

Sumber : Data Sekunder Diolah

Lampiran 9
Perhitungan *Profitabilitas* Perusahaan Tahun 2017-2019

No	Kode>Nama Perusahaan	Nama	Tahun	Laba Bersih (dalam Jutaan)	Total Asset (Dalam Jutaan)	Retun Of Asset (ROA)
1	ARMY	Armidian Karyatama Tbk.	2017	Rp 29,577	Rp 1,624,868	0.02
			2018	Rp 56,610	Rp 1,513,670	0.04
			2019	Rp 17,970	Rp 1,852,607	0.01
2	ASRI	Alam Sutera Realty Tbk.	2017	Rp 1,377,950	Rp 20,728,430	0.07
			2018	Rp 978,666	Rp 20,890,925	0.05
			2019	Rp 1,010,863	Rp 21,894,272	0.05
3	BIKA	Binakarya Jaya Abadi Tbk.	2017	-Rp 42,389	Rp 2,374,443	-0.02
			2018	-Rp 42,278	Rp 2,333,637	-0.02
			2019	-Rp 79,476	Rp 2,358,913	-0.03
4	BIPP	Bhuwanatala Indah Permai Tbk.	2017	-Rp 31,034	Rp 1,748,641	-0.02
			2018	-Rp 79,203	Rp 2,063,247	-0.04
			2019	-Rp 946	Rp 2,167,013	0.00
5	BKDP	Bukit Darmo Property Tbk	2017	-Rp 43,170	Rp 783,494	-0.06
			2018	-Rp 36,654	Rp 763,537	-0.05
			2019	-Rp 30,944	Rp 830,006	-0.04
6	BKSL	Sentul City Tbk.	2017	Rp 608,713	Rp 14,977,041	0.04
			2018	Rp 541,019	Rp 16,252,732	0.03
			2019	Rp 237,268	Rp 17,275,342	0.01
7	BSDE	Bumi Serpong Damai Tbk.	2017	Rp 5,166,720	Rp 45,951,188	0.11


			2018	Rp 1,701,818	Rp 52,101,492	0.03
			2019	Rp 3,130,076	Rp 54,444,849	0.06
8	CTRA	Ciputra Development Tbk.	2017	Rp 1,018,529	Rp 31,872,302	0.03
			2018	Rp 1,302,702	Rp 34,289,017	0.04
			2019	Rp 1,283,281	Rp 36,196,024	0.04
9	DART	Duta Anggada Realty Tbk.	2017	Rp 30,178	Rp 6,360,846	0.00
			2018	Rp 5,050	Rp 6,905,286	0.00
			2019	Rp 1,999	Rp 7,015,768	0.00
10	DILD	Intiland Development Tbk.	2017	Rp 271,537	Rp 13,097,185	0.02
			2018	Rp 194,107	Rp 14,215,535	0.01
			2019	Rp 436,709	Rp 14,777,496	0.03
11	DMAS	Puradelta Lestari Tbk.	2017	Rp 657,120	Rp 7,470,942	0.09
			2018	Rp 496,365	Rp 7,500,033	0.07
			2019	Rp 1,335,421	Rp 7,616,971	0.18
12	DUTI	Duta Pertiwi Tbk	2017	Rp 648,646	Rp 28,206,859	0.02
			2018	Rp 1,126,657	Rp 36,022,148	0.03
			2019	Rp 1,289,963	Rp 13,788,227	0.09
13	ELTY	Bakrieland Development Tbk.	2017	-Rp 269,806	Rp 14,082,518	-0.02
			2018	Rp 2,726,726	Rp 13,606,180	0.20
			2019	-Rp 818,854	Rp 12,329,520	-0.07
14	EMDE	Megapolitan Developments Tbk.	2017	Rp 106,212	Rp 1,868,624	0.06
			2018	Rp 16,095	Rp 2,096,614	0.01
			2019	-Rp 34,639	Rp 2,143,944	-0.02
15	FMII	Fortune Mate Indonesia Tbk	2017	Rp 8,731	Rp 801,119	0.01
			2018	Rp 5,908	Rp 940,955	0.01
			2019	Rp 2,719	Rp 891,867	0.00

16	GMTD	Gowa Makassar Tourism Developm	2017	Rp 76,600	Rp 1,242,700	0.06
			2018	Rp 72,000	Rp 1,252,900	0.06
			2019	-Rp 58,300	Rp 1,107,500	-0.05
17	GPRA	Perdana Gapuraprima Tbk.	2017	Rp 37,316	Rp 1,499,462	0.02
			2018	Rp 50,425	Rp 1,536,454	0.03
			2019	Rp 55,223	Rp 1,705,919	0.03
18	GWSA	Greenwood Sejahtera Tbk.	2017	Rp 188,500	Rp 7,200,861	0.03
			2018	Rp 210,570	Rp 7,491,034	0.03
			2019	Rp 126,542	Rp 7,601,643	0.02
19	JRPT	Jaya Real Property Tbk.	2017	Rp 1,117,126	Rp 11,164,935	0.10
			2018	Rp 1,049,746	Rp 10,541,248	0.10
			2019	Rp 1,055,707	Rp 9,472,683	0.11
20	KIJA	Kawasan Industri Jababeka Tbk.	2017	Rp 149,841	Rp 11,266,320	0.01
			2018	Rp 67,100	Rp 11,783,772	0.01
			2019	Rp 141,140	Rp 12,184,611	0.01
21	LPCK	Lippo Cikarang Tbk	2017	Rp 368,440	Rp 12,455,503	0.03
			2018	Rp 2,027,361	Rp 9,225,622	0.22
			2019	Rp 384,032	Rp 12,455,503	0.03
22	LPKR	Lippo Karawaci Tbk.	2017	-Rp 51,000	Rp 51,279,000	0.00
			2018	Rp 1,665	Rp 49,083,000	0.00
			2019	Rp 593,000	Rp 55,080,000	0.01
23	MDLN	Modernland Realty Tbk.	2017	Rp 614,774	Rp 14,599,669	0.04
			2018	Rp 25,266	Rp 15,227,480	0.00
			2019	Rp 409,603	Rp 16,125,558	0.03
24	MTLA	Metropolitan Land Tbk.	2017	Rp 551,011	Rp 4,819,146	0.11
			2018	Rp 507,228	Rp 5,193,963	0.10

			2019	Rp 487,622	Rp 6,107,364	0.08
25	NIRO	City Retail Developments Tbk.	2017	Rp 3,722	Rp 4,892,234	0.00
			2018	-Rp 35,053	Rp 7,555,705	0.00
			2019	-Rp 42,279	Rp 8,238,835	-0.01
26	OMRE	Indonesia Prima Property Tbk	2017	-Rp 66,194	Rp 4,242,935	-0.02
			2018	Rp 133,966	Rp 4,252,706	0.03
			2019	-Rp 60,443	Rp 4,234,320	-0.01
27	PLIN	Plaza Indonesia Realty Tbk.	2017	Rp 286,290	Rp 14,373,380	0.02
			2018	Rp 580,420	Rp 15,143,760	0.04
			2019	Rp 548,540	Rp 12,548,030	0.04
28	PPRO	PP Properti Tbk.	2017	Rp 459,643	Rp 12,559,932	0.04
			2018	Rp 496,783	Rp 16,475,720	0.03
			2019	Rp 360,895	Rp 19,584,681	0.02
29	PUDP	Pudjiadi Prestige Tbk.	2017	Rp 6,020	Rp 504,840	0.01
			2018	Rp 5,730	Rp 489,530	0.01
			2019	Rp 4,340	Rp 539,920	0.01
30	PWON	Pakuwon Jati Tbk.	2017	Rp 2,025,000	Rp 23,359,000	0.09
			2018	Rp 2,827,000	Rp 25,018,000	0.11
			2019	Rp 3,240,000	Rp 26,095,000	0.12
31	RDTX	Roda Vivatex Tbk	2017	Rp 246,910	Rp 2,280,462	0.11
			2018	Rp 267,385	Rp 2,526,490	0.11
			2019	Rp 232,773	Rp 2,795,788	0.08
32	RODA	Pikko Land Development Tbk.	2017	Rp 40,698	Rp 3,866,585	0.01
			2018	Rp 102	Rp 3,988,657	0.00
			2019	-Rp 276,047	Rp 3,911,163	-0.07
33	SMDM	Suryamas Dutamakmur Tbk.	2017	Rp 19,737	Rp 3,141,680	0.01
			2018	Rp 85,390	Rp 3,158,642	0.03

			2019	Rp 73,368	Rp 3,213,173	0.02
34	SMRA	Summarecon Agung Tbk.	2017	Rp 1,341,000	Rp 21,662,000	0.06
			2018	Rp 1,558,000	Rp 23,299,000	0.07
			2019	Rp 1,589,000	Rp 24,442,000	0.07
35	SCBD	Dadanaya Arthatama Tbk	2017	Rp 226,328	Rp 5,783,264	0.04
			2018	Rp 192,258	Rp 5,772,828	0.03
			2019	Rp 192,499	Rp 6,051,807	0.03

Sumber : Data Sekunder Diolah



Lampiran 10
Perhitungan Umur Perusahaan Tahun 2017-2019

No	Kode>Nama Perusahaan	Nama	Tahun	Tahun Penelitian	Tahun Pendirian	Umur Perusahaan (tahun)
1	ARMY	Armidian Karyatama Tbk.	2017	2017	1989	28
			2018	2018	1989	29
			2019	2019	1989	30
2	ASRI	Alam Sutera Realty Tbk.	2017	2017	1993	24
			2018	2018	1993	25
			2019	2019	1993	26
3	BIKA	Binakarya Jaya Abadi Tbk.	2017	2017	2007	10
			2018	2018	2007	11
			2019	2019	2007	12
4	BIPP	Bhuwanatala Indah Permai Tbk.	2017	2017	1981	36
			2018	2018	1981	37
			2019	2019	1981	38
5	BKDP	Bukit Darmo Property Tbk	2017	2017	1989	28
			2018	2018	1989	29
			2019	2019	1989	30
6	BKSL	Sentul City Tbk.	2017	2017	1993	24
			2018	2018	1993	25
			2019	2019	1993	26
7	BSDE	Bumi Serpong Damai Tbk.	2017	2017	1984	33


			2018	2018	1984	34
			2019	2019	1984	35
8	CTRA	Ciputra Development Tbk.	2017	2017	1981	36
			2018	2018	1981	37
			2019	2019	1981	38
9	DART	Duta Anggada Realty Tbk.	2017	2017	1983	34
			2018	2018	1983	35
			2019	2019	1983	36
10	DILD	Intiland Development Tbk.	2017	2017	1983	34
			2018	2018	1983	35
			2019	2019	1983	36
11	DMAS	Puradelta Lestari Tbk.	2017	2017	1993	24
			2018	2018	1993	25
			2019	2019	1993	26
12	DUTI	Duta Pertiwi Tbk	2017	2017	1972	45
			2018	2018	1972	46
			2019	2019	1972	47
13	ELTY	Bakrieland Development Tbk.	2017	2017	1990	27
			2018	2018	1990	28
			2019	2019	1990	29
14	EMDE	Megapolitan Developments Tbk.	2017	2017	1976	41
			2018	2018	1976	42
			2019	2019	1976	43
15	FMII	Fortune Mate Indonesia Tbk	2017	2017	1989	28
			2018	2018	1989	29
			2019	2019	1989	30
16	GMTD	Gowa Makassar Tourism	2017	2017	1991	26

		Developm				
			2018	2018	1991	27
			2019	2019	1991	28
17	GPRA	Perdana Gapuraprima Tbk.	2017	2017	1987	30
			2018	2018	1987	31
			2019	2019	1987	32
18	GWSA	Greenwood Sejahtera Tbk.	2017	2017	1990	27
			2018	2018	1990	28
			2019	2019	1990	29
19	JRPT	Jaya Real Property Tbk.	2017	2017	1979	38
			2018	2018	1979	39
			2019	2019	1979	40
20	KIJA	Kawasan Industri Jababeka Tbk.	2017	2017	1989	28
			2018	2018	1989	29
			2019	2019	1989	30
21	LPCK	Lippo Cikarang Tbk	2017	2017	1988	29
			2018	2018	1988	30
			2019	2019	1988	31
22	LPKR	Lippo Karawaci Tbk.	2017	2017	1990	27
			2018	2018	1990	28
			2019	2019	1990	29
23	MDLN	Modernland Realty Tbk.	2017	2017	1983	34
			2018	2018	1983	35
			2019	2019	1983	36
24	MTLA	Metropolitan Land Tbk.	2017	2017	1994	23
			2018	2018	1994	24
			2019	2019	1994	25

25	NIRO	City Retail Developments Tbk.	2017	2017	2003	14
			2018	2018	2003	15
			2019	2019	2003	16
26	OMRE	Indonesia Prima Property Tbk	2017	2017	1983	34
			2018	2018	1983	35
			2019	2019	1983	36
27	PLIN	Plaza Indonesia Realty Tbk.	2017	2017	1983	34
			2018	2018	1983	35
			2019	2019	1983	36
28	PPRO	PP Properti Tbk.	2017	2017	2013	4
			2018	2018	2013	5
			2019	2019	2013	6
29	PUDP	Pudjadi Prestige Tbk.	2017	2017	1980	37
			2018	2018	1980	38
			2019	2019	1980	39
30	PWON	Pakuwon Jati Tbk.	2017	2017	1982	35
			2018	2018	1982	36
			2019	2019	1982	37
31	RDTX	Roda Vivatex Tbk	2017	2017	1980	37
			2018	2018	1980	38
			2019	2019	1980	39
32	RODA	Pikko Land Development Tbk.	2017	2017	1984	33
			2018	2018	1984	34
			2019	2019	1984	35
33	SMDM	Suryamas Dutamakmur Tbk.	2017	2017	1989	28
			2018	2018	1989	29

			2019	2019	1989	30
34	SMRA	Summarecon Agung Tbk.	2017	2017	1975	42
			2018	2018	1975	43
			2019	2019	1975	44
35	SCBD	Dadanaya Arthatama Tbk	2017	2017	1987	30
			2018	2018	1987	31
			2019	2019	1987	32

Sumber : Data Sekunder Diolah



Lampiran 11
Perhitungan *Corporate social Responsibility* Tahun 2017-2019

No	Kode>Nama Perusahaan	Nama	Tahun	Luas pengungkapan							Jumlah	Indeks CSR	CSRI
				I	II	III	IV	V	VI	VII			
1	ARMY	Armidian Karyatama Tbk.	2017	2	0	0	13	2	6	1	24	78	0.31
			2018	2	0	0	13	2	6	1	24	78	0.31
			2019	2	0	0	13	2	6	1	24	78	0.31
2	ASRI	Alam Sutera Realty Tbk.	2017	10	4	6	14	6	6	1	47	78	0.60
			2018	10	7	6	14	7	6	1	51	78	0.65
			2019	10	7	6	11	8	6	1	49	78	0.63
3	BIKA	Binakarya Jaya Abadi Tbk.	2017	0	0	0	9	0	1	1	11	78	0.14
			2018	10	7	5	10	6	1	1	40	78	0.51
			2019	6	4	5	8	5	1	1	30	78	0.38
4	BIPP	Bhuwanatala Indah Permai Tbk.	2017	6	3	5	10	8	5	1	38	78	0.49
			2018	8	4	5	7	7	7	1	39	78	0.50
			2019	8	7	5	7	8	7	1	43	78	0.55
5	BKDP	Bukit Darmo Property Tbk	2017	10	4	4	12	5	3	1	39	78	0.50
			2018	10	4	4	12	5	5	1	41	78	0.53
			2019	10	4	4	14	5	5	1	43	78	0.55
6	BKSL	Sentul City Tbk.	2017	11	7	6	12	7	5	1	49	78	0.63
			2018	11	7	6	12	7	5	1	49	78	0.63
			2019	11	7	6	12	7	5	1	49	78	0.63
7	BSDE	Bumi Serpong Damai Tbk.	2017	11	7	6	13	8	8	1	54	78	0.69

			2018	11	7	6	15	8	7	1	55	78	0.71
			2019	11	7	6	17	8	7	1	57	78	0.73
8	CTRA	Ciputra Development Tbk.	2017	10	4	6	11	0	4	1	36	78	0.46
			2018	10	4	6	12	0	4	1	37	78	0.47
			2019	10	7	7	11	8	4	1	48	78	0.62
9	DART	Duta Anggada Realty Tbk.	2017	10	6	6	11	4	5	1	43	78	0.55
			2018	10	6	6	11	4	5	1	43	78	0.55
			2019	10	6	6	11	4	5	1	43	78	0.55
10	DILD	Intiland Development Tbk.	2017	11	7	7	12	8	6	1	52	78	0.67
			2018	11	7	7	12	8	6	1	52	78	0.67
			2019	11	7	7	12	8	6	1	52	78	0.67
11	DMAS	Puradelta Lestari Tbk.	2017	10	7	6	8	8	5	1	45	78	0.58
			2018	11	7	6	8	8	5	1	46	78	0.59
			2019	10	7	6	8	8	5	1	45	78	0.58
12	DUTI	Duta Pertiwi Tbk	2017	8	3	4	11	3	4	1	34	78	0.44
			2018	10	7	5	14	7	6	1	50	78	0.64
			2019	10	7	5	14	7	6	1	50	78	0.64
13	ELTY	Bakrieland Development Tbk.	2017	12	7	8	19	10	8	2	66	78	0.85
			2018	12	7	8	19	10	8	2	66	78	0.85
			2019	12	7	8	19	10	8	2	66	78	0.85
14	EMDE	Megapolitan Developments Tbk.	2017	5	0	5	12	5	5	1	33	78	0.42
			2018	5	0	5	12	5	5	1	33	78	0.42
			2019	5	0	5	12	5	5	1	33	78	0.42
15	FMII	Fortune Mate Indonesia Tbk	2017	2	0	0	5	0	1	1	9	78	0.12
			2018	2	0	0	5	0	1	1	9	78	0.12

			2019	2	0	0	5	0	1	1	9	78	0.12
16	GMTD	Gowa Makassar Tourism Developm	2017	10	3	6	15	7	7	1	49	78	0.63
			2018	10	3	6	15	7	7	1	49	78	0.63
			2019	10	3	6	15	7	7	1	49	78	0.63
17	GPRA	Perdana Gapuraprima Tbk.	2017	2	0	0	13	0	4	1	20	78	0.26
			2018	8	0	5	12	3	4	1	33	78	0.42
			2019	10	4	4	12	3	4	1	38	78	0.49
18	GWSA	Greenwood Sejahtera Tbk.	2017	8	0	5	11	6	4	1	35	78	0.45
			2018	9	0	5	12	6	4	1	37	78	0.47
			2019	8	0	5	12	6	4	1	36	78	0.46
19	JRPT	Jaya Real Property Tbk.	2017	10	7	5	14	9	8	1	54	78	0.69
			2018	10	7	5	14	9	8	1	54	78	0.69
			2019	10	7	5	14	9	8	1	54	78	0.69
20	KIJA	Kawasan Industri Jababeka Tbk.	2017	10	3	6	13	4	5	1	42	78	0.54
			2018	10	3	6	14	7	6	1	47	78	0.60
			2019	11	3	6	14	7	6	1	48	78	0.62
21	LPCK	Lippo Cikarang Tbk	2017	11	7	5	15	5	6	1	50	78	0.64
			2018	11	7	5	15	5	6	1	50	78	0.64
			2019	11	7	5	15	5	6	1	50	78	0.64
22	LPKR	Lippo Karawaci Tbk.	2017	11	7	6	16	5	7	1	53	78	0.68
			2018	11	7	6	16	5	7	1	53	78	0.68
			2019	11	7	6	16	5	7	1	53	78	0.68
23	MDLN	Modernland Realty Tbk.	2017	8	0	4	10	5	5	1	33	78	0.42
			2018	11	6	4	10	5	5	1	42	78	0.54
			2019	11	6	4	10	7	5	1	44	78	0.56

24	MTLA	Metropolitan Land Tbk.	2017	10	6	4	11	7	6	1	45	78	0.58
			2018	10	6	4	11	7	6	1	45	78	0.58
			2019	10	6	4	11	7	6	1	45	78	0.58
25	NIRO	City Retail Developments Tbk.	2017	1	0	0	7	0	2	1	11	78	0.14
			2018	8	6	6	10	6	4	1	41	78	0.53
			2019	9	6	3	10	6	4	1	39	78	0.50
26	OMRE	Indonesia Prima Property Tbk	2017	5	0	3	3	5	2	1	19	78	0.24
			2018	5	0	3	3	5	2	1	19	78	0.24
			2019	5	0	3	3	5	2	1	19	78	0.24
27	PLIN	Plaza Indonesia Realty Tbk.	2017	9	6	6	14	7	6	1	49	78	0.63
			2018	9	6	6	14	7	6	1	49	78	0.63
			2019	9	6	6	14	7	6	1	49	78	0.63
28	PPRO	PP Properti Tbk.	2017	12	8	7	19	8	7	1	62	78	0.79
			2018	12	8	7	19	8	7	1	62	78	0.79
			2019	12	8	7	19	8	7	1	62	78	0.79
29	PUDP	Pudjiadi Prestige Tbk.	2017	6	2	0	9	0	4	1	22	78	0.28
			2018	6	2	0	9	0	4	1	22	78	0.28
			2019	6	2	0	9	0	4	1	22	78	0.28
30	PWON	Pakuwon Jati Tbk.	2017	7	6	4	8	1	5	1	32	78	0.41
			2018	7	6	4	8	1	5	1	32	78	0.41
			2019	8	6	4	8	1	5	1	33	78	0.42
31	RDTX	Roda Vivatex Tbk	2017	0	0	0	0	0	2	1	3	78	0.04
			2018	0	0	0	3	0	2	1	6	78	0.08
			2019	0	0	0	3	0	2	1	6	78	0.08

32	RODA	Pikko Land Development Tbk.	2017	3	0	0	8	6	3	1	21	78	0.27
			2018	3	0	0	8	6	3	1	21	78	0.27
			2019	3	0	0	8	6	3	1	21	78	0.27
33	SMDM	Suryamas Dutamakmur Tbk.	2017	0	0	3	5	2	2	1	13	78	0.17
			2018	0	0	3	5	2	2	1	13	78	0.17
			2019	0	0	3	5	2	3	1	14	78	0.18
34	SMRA	Summarecon Agung Tbk.	2017	10	5	1	9	6	3	1	35	78	0.45
			2018	10	5	1	9	6	3	1	35	78	0.45
			2019	10	5	1	9	6	3	1	35	78	0.45
35	SCBD	Dadanaya Arthatama Tbk	2017	10	7	7	15	7	5	1	52	78	0.67
			2018	10	7	7	15	7	5	1	52	78	0.67
			2019	10	7	7	15	7	5	1	52	78	0.67

Sumber : Data Sekunder Diolah



Lampiran 12
Skor Item Perhitungan Corporate Social Responsibility Perusahaan Property & Real Estate Tahun 2017

NO	Item-item pertanggungjawaban sosial	Kode Perusahaan															
		ARMY	ASRI	BIKA	BIPP	BKDP	BKSL	BSDE	CTRA	DART	DILD	DMAS	DUTI	ELTY	EMDE	FMII	GMTD
1	Lingkungan	0	1	0	1	1	1	1	1	1	1	1	1	1	0	0	1
2		0	1	0	0	1	1	1	1	1	1	1	1	1	1	0	1
3		0	0	0	0	0	0	0	0	0	0	0	0	1	0	0	0
4		0	1	0	1	1	1	1	1	1	1	1	1	1	1	0	1
5		0	1	0	0	1	1	1	1	1	1	1	0	1	0	0	1
6		0	0	0	0	1	1	1	1	1	1	1	0	1	0	0	1
7		0	1	0	0	0	1	1	0	1	1	0	0	1	0	0	0
8		1	1	0	1	1	1	1	1	0	1	1	1	1	1	1	1
9		1	1	0	1	1	1	1	1	1	1	1	1	1	1	0	1
10		0	1	0	1	1	1	1	1	1	1	1	1	1	0	0	1
11		0	1	0	0	1	1	1	1	1	1	1	1	1	0	0	1
12		0	1	0	1	1	1	1	1	1	1	1	1	1	1	1	1
13		0	0	0	0	0	0	0	0	0	0	0	0	0	0	0	0
	Energi																
1		0	1	0	1	1	1	1	1	1	1	1	1	1	0	0	1
2		0	0	0	0	0	1	1	1	1	1	1	0	1	0	0	1
3	0	0	0	1	1	1	1	0	1	1	1	0	1	0	0	0	

4		0	0	0	1	1	1	1	1	1	1	1	1	1	0	0	1
5		0	1	0	0	1	1	1	1	1	1	1	0	1	0	0	0
6		0	1	0	0	0	1	1	0	1	1	1	0	1	0	0	0
7		0	1	0	0	0	1	1	0	0	1	1	1	1	0	0	0
1	Kesehatan & Keselamatan Tenaga Kerja	0	1	0	1	1	1	1	1	1	1	1	1	1	1	0	1
2		0	1	0	1	1	1	1	1	1	1	1	1	1	1	0	1
3		0	0	0	0	0	1	0	0	0	1	0	0	1	0	0	1
4		0	1	0	1	1	1	1	1	1	1	1	0	1	1	0	1
5		0	0	0	0	0	0	0	0	0	0	0	1	1	0	0	0
6		0	1	0	0	0	1	1	1	1	1	1	0	1	0	0	1
7		0	1	0	1	0	1	1	1	1	1	1	0	1	1	0	0
8		0	1	0	1	1	0	1	1	1	1	1	1	1	1	0	1
1	Lain-lain Tenaga Kerja	0	0	0	0	0	0	0	0	0	0	0	0	0	0	0	0
2		0	0	0	0	0	0	0	0	0	0	0	0	0	0	0	0
3		0	0	0	0	0	0	0	0	0	0	0	0	0	0	0	0
4		0	0	0	0	0	0	0	0	0	0	0	0	0	0	0	0
5		1	1	1	1	1	1	1	1	1	1	1	1	1	1	0	1
6		0	1	0	0	0	0	0	0	0	0	0	0	1	1	0	0
7		1	1	0	0	0	0	0	0	0	0	0	0	1	0	0	1
8		0	0	0	0	0	0	0	0	0	0	0	0	1	0	0	0
9		0	0	0	0	0	0	0	0	0	0	0	0	0	0	0	0
10		0	1	0	1	1	0	0	0	0	0	0	0	1	0	0	1
11		0	0	0	0	1	1	1	1	1	1	0	1	0	1	0	1

12		0	1	1	0	1	1	1	1	1	1	1	1	0	1	0	1
13		1	1	1	1	1	1	1	1	1	1	1	1	1	1	1	1
14		1	1	1	1	1	1	1	1	1	1	1	1	1	1	1	1
15		1	1	1	1	1	1	1	1	1	1	1	1	1	1	1	1
16		1	1	1	1	1	1	1	1	1	1	1	1	1	1	1	1
17		1	0	0	1	1	1	1	1	1	1	1	1	1	1	1	1
18		1	1	1	0	0	1	1	1	1	1	1	1	1	1	0	1
19		0	0	0	0	0	0	0	0	0	0	0	0	1	0	0	0
20		0	0	0	0	0	0	0	0	0	0	0	0	0	0	0	0
21		0	1	0	1	1	1	1	0	0	0	0	0	1	1	0	0
22		1	1	0	0	1	1	1	0	0	0	0	0	1	0	0	0
23		1	0	0	0	0	0	0	0	0	0	0	0	1	0	0	0
24		0	0	0	0	0	0	0	0	0	0	0	0	0	0	0	0
25		0	0	0	0	0	0	0	0	0	0	0	0	0	0	0	0
26		0	1	1	1	1	0	1	1	1	1	0	1	1	1	0	1
27		1	1	1	1	0	1	1	1	1	1	0	1	1	1	0	1
28		1	0	0	0	0	0	0	0	0	0	0	0	1	0	0	1
29		1	0	0	0	0	0	0	0	0	0	0	0	1	0	0	1
1	Produk	0	1	0	1	1	1	1	0	1	1	1	1	1	1	0	1
2		0	1	0	0	0	1	1	0	0	1	1	0	1	1	0	1
3		1	0	0	1	0	1	1	0	1	1	1	1	1	1	0	1
4		0	1	0	1	1	1	1	0	0	1	1	0	1	0	0	1
5		1	1	0	1	1	1	1	0	1	1	1	0	1	0	0	1
6		0	0	0	1	0	1	1	0	0	1	1	0	1	1	0	0
7		0	1	0	1	1	1	1	0	1	1	1	1	1	1	0	1

8		0	1	0	1	1	0	1	0	0	1	1	0	1	0	0	1	
9		0	0	0	0	0	0	0	0	0	0	0	0	1	0	0	0	
10		0	0	0	0	0	0	0	0	0	0	0	0	1	0	0	0	
1	Keterlibatan Masyarakat	1	1	1	1	1	1	1	1	1	1	1	1	1	1	1	1	
2		0	0	0	0	0	0	1	0	0	0	0	0	0	1	0	0	1
3		1	1	0	1	0	1	1	0	1	1	1	0	1	1	0	1	
4		0	1	0	0	0	0	0	0	0	0	0	0	0	1	0	0	0
5		1	1	0	1	0	1	1	1	1	1	1	1	1	1	1	0	1
6		1	0	0	0	0	0	1	0	0	0	0	0	0	1	0	0	1
7		1	1	0	1	1	1	1	1	1	1	1	1	1	1	1	0	1
8		0	0	0	0	0	0	1	0	0	1	0	0	0	0	0	0	0
9		1	1	0	0	1	1	1	1	1	1	1	1	1	1	1	0	1
1	Umum	1	1	1	1	1	1	1	1	1	1	1	1	1	1	1	1	
2		0	0	0	0	0	0	0	0	0	0	0	0	1	0	0	0	

Sumber : Data Sekunder Diolah

Lampiran 13

Skor Item Perhitungan *Corporate Social Responsibility* Perusahaan *Property&Real Estate* Tahun 2017

NO	Item-item pertanggungjawaban sosial	Kode Perusahaan																		
		GPRA	GWSA	JPRT	KIJA	LPCK	LPKR	MDLN	MTLA	NIRO	OMRE	PLIN	PPRO	PUDP	PWON	RDTX	RODA	SMDM	SMRA	SCBD
1	Lingkungan	0	1	1	1	1	1	1	1	0	0	1	1	0	0	0	0	0	1	1
2		0	1	1	1	1	1	1	1	0	0	1	1	0	0	0	0	0	1	1
3		0	0	0	0	0	0	0	0	0	0	0	1	0	0	0	0	0	0	0
4		0	1	1	1	1	1	1	1	0	1	1	1	1	1	0	1	0	1	1
5		0	0	1	1	1	1	0	1	0	0	1	1	1	0	0	0	0	1	1
6		0	0	1	1	1	1	0	1	0	0	1	1	1	1	0	0	0	1	1
7		0	0	0	0	1	1	1	0	0	1	0	1	0	0	0	0	0	0	0
8		0	1	1	1	1	1	0	1	0	0	1	1	1	1	0	0	0	1	1
9		1	1	1	1	1	1	1	1	0	0	0	1	0	1	0	1	0	1	1
10		0	1	1	1	1	1	1	1	0	1	1	1	1	1	0	0	0	1	1
11		0	1	1	1	1	1	1	1	0	1	1	1	0	1	0	0	0	1	1
12		1	1	1	1	1	1	1	1	1	1	1	1	1	1	0	0	0	1	1
13		0	0	0	0	0	0	0	0	0	0	0	0	0	0	0	1	0	0	0
1	Energi	0	0	1	0	1	1	0	1	0	0	1	1	1	1	0	0	0	1	1
2		0	0	1	1	1	1	0	1	0	0	1	1	0	1	0	0	0	1	1
3		0	0	1	1	1	1	0	1	0	0	1	1	0	1	0	0	0	1	1
4		0	0	1	1	1	1	0	1	0	0	1	1	1	1	0	0	0	0	1

5		0	0	1	0	1	1	0	1	0	0	1	1	0	1	0	0	0	1	1
6		0	0	1	0	1	1	0	0	0	0	0	1	0	0	0	0	0	0	1
7		0	0	1	0	1	1	0	1	0	0	1	1	0	1	0	0	0	1	1
1	Kesehatan & Keselamatan Tenaga Kerja	0	1	1	1	1	1	1	1	0	0	1	1	0	1	0	0	0	0	1
2		0	1	1	1	1	1	1	1	0	1	1	1	0	1	0	0	1	0	1
3		0	0	0	0	0	1	0	0	0	1	0	1	0	0	0	0	0	0	1
4		0	1	1	1	1	1	1	1	0	0	1	1	0	1	0	0	1	1	1
5		0	0	0	0	0	0	0	0	0	1	0	1	0	0	0	0	0	0	0
6		0	0	0	1	0	0	0	0	0	0	1	1	0	0	0	0	0	0	1
7		0	1	1	1	1	1	0	0	0	0	1	1	0	0	0	0	0	0	1
8		0	1	1	1	1	1	1	1	0	0	1	1	0	1	0	0	1	0	1
1		0	0	0	0	0	0	0	0	0	0	0	0	0	0	0	0	0	0	0
2		0	0	0	0	0	0	0	0	0	0	0	0	0	0	0	0	0	0	0
3		0	0	0	0	0	0	0	0	0	0	0	0	0	0	0	0	0	0	0
4		0	0	0	0	0	0	0	0	0	0	0	0	0	0	0	0	0	0	0
5		1	1	1	1	1	1	1	1	1	1	1	1	1	1	0	1	1	1	1
6		0	0	1	1	1	1	0	0	0	0	1	1	0	0	0	0	0	0	0
7		1	1	1	1	1	1	0	0	0	0	0	1	0	0	0	0	0	0	0
8		0	0	0	0	0	0	0	0	0	0	0	1	0	0	0	0	0	0	0
9		0	0	0	0	0	0	0	0	0	0	1	0	0	0	0	0	0	0	0
10		0	0	0	0	0	1	0	0	0	0	1	1	0	0	0	0	1	0	0
11		1	1	1	1	1	1	1	1	0	0	1	1	1	1	0	0	0	1	1
12		1	1	1	1	1	1	1	1	1	0	1	0	1	1	0	1	0	1	1
13		1	1	1	1	1	1	1	1	1	1	1	1	1	1	0	1	1	1	1

14	1	1	1	1	1	1	1	1	1	0	1	1	1	1	0	1	0	1	1
15	1	1	1	1	1	1	1	1	1	0	1	1	1	1	0	1	0	1	1
16	1	1	1	1	1	1	1	1	1	0	1	1	1	1	0	1	1	1	1
17	1	1	1	1	1	1	1	1	1	0	1	1	1	1	0	1	0	1	1
18	1	1	1	1	1	1	1	0	0	1	1	1	1	0	1	0	1	1	
19	0	0	0	0	0	0	0	0	0	0	0	0	0	0	0	0	0	0	1
20	0	0	0	0	0	0	0	0	0	0	0	0	0	0	0	0	0	0	0
21	0	0	1	0	1	1	0	0	0	0	0	1	0	0	0	0	1	0	0
22	0	0	0	0	0	0	0	0	0	0	0	1	0	0	0	0	0	0	1
23	0	0	0	0	0	0	0	0	0	0	0	1	0	0	0	0	0	0	1
24	0	0	0	0	0	0	0	0	0	0	0	0	0	0	0	0	0	0	0
25	1	0	0	0	0	0	0	0	0	0	0	0	0	0	0	0	0	0	0
26	1	1	1	1	1	1	0	0	0	0	0	1	0	0	0	0	0	0	0
27	1	1	1	1	1	1	1	1	0	0	1	1	0	0	0	0	0	0	1
28	0	0	0	0	0	0	0	0	0	0	0	1	0	0	0	0	0	0	1
29	0	0	1	0	1	1	0	1	0	1	1	1	0	0	0	0	0	0	1
1	0	1	1	1	1	1	1	1	0	1	1	1	0	0	0	1	0	1	1
2	0	1	1	1	1	1	0	0	0	0	0	1	0	0	0	1	0	1	1
3	0	1	1	1	1	0	0	1	0	1	1	1	0	1	0	0	0	0	0
4	0	0	1	0	0	1	1	1	0	1	1	1	0	0	0	1	0	1	1
5	0	1	1	0	1	1	1	1	0	1	1	1	0	0	0	1	1	1	1
6	0	1	1	0	0	0	0	1	0	0	1	1	0	0	0	0	0	0	0
7	0	1	1	1	1	1	1	1	0	0	1	1	0	0	0	1	1	1	1
8	0	0	1	0	0	0	1	1	0	1	1	1	0	0	0	1	0	0	1
9	0	0	0	0	0	0	0	0	0	0	0	0	0	0	0	0	0	0	0
10	0	0	1	0	0	0	0	0	0	0	0	0	0	0	0	0	0	1	0

1	Keterlibatan Masyarakat	1	1	1	1	1	1	1	1	0	1	1	1	1	1	1	1	1	1	1	
2		0	0	0	0	1	0	0	0	0	0	0	0	0	0	0	0	0	0	0	
3		0	0	1	1	1	1	0	1	0	0	1	1	1	1	1	0	0	0	0	1
4		0	0	1	0	0	1	0	0	0	0	0	1	0	0	0	0	0	0	0	0
5		1	1	1	1	1	1	1	1	0	1	1	1	0	1	0	0	0	0	1	1
6		0	0	1	0	0	1	1	1	0	0	1	1	0	0	0	0	0	0	0	0
7		1	1	1	1	1	1	1	1	1	0	1	1	1	1	0	0	0	0	0	1
8		0	0	1	0	0	0	0	0	0	0	0	0	0	0	0	0	1	0	0	0
9		1	1	1	1	1	1	1	1	1	0	1	1	1	1	0	1	1	1	1	1
	Umum																				
1		1	1	1	1	1	1	1	1	1	1	1	1	1	1	1	1	1	1	1	
2	0	0	0	0	0	0	0	0	0	0	0	0	0	0	0	0	0	0	0	0	

Sumber : Data Sekunder Diolah

Lampiran 14

Skor Item Perhitungan *Corporate Social Responsibility* Perusahaan *Property&Real Estate* Tahun 2018

NO	Item-item pertanggungjawaban sosial	Kode Perusahaan																		
		ARMY	ASRI	BIKA	BIPP	BKDP	BKSL	BSDE	CTRA	DART	DILD	DMAS	DUTI	ELTY	EMDE	FMII	GMTD	GPRA	GWSA	JPRT
1	Lingkungan	0	1	0	1	1	1	1	1	1	1	1	1	1	0	0	1	1	1	1
2		0	1	0	0	1	1	1	1	1	1	1	1	1	1	0	1	1	1	1
3		0	0	0	0	0	0	0	0	0	0	0	0	1	0	0	0	0	0	0
4		0	1	0	1	1	1	1	1	1	1	1	1	1	1	0	1	1	1	1
5		0	1	0	1	1	1	1	1	1	1	1	1	1	0	0	1	0	0	1
6		0	1	0	1	1	1	1	1	1	1	1	1	1	0	0	1	0	0	1
7		0	0	0	0	0	1	1	0	1	1	1	0	1	0	0	0	0	1	0
8		1	1	0	1	1	1	1	1	0	1	1	1	1	1	1	1	1	1	1
9		1	1	0	1	1	1	1	1	1	1	1	1	1	1	0	1	1	1	1
10		0	1	0	1	1	1	1	1	1	1	1	1	1	0	0	1	1	1	1
11		0	1	0	0	1	1	1	1	1	1	1	1	1	0	0	1	1	1	1
12		0	1	0	1	1	1	1	1	1	1	1	1	1	1	1	1	1	1	1
13		0	0	0	0	0	0	0	0	0	0	0	0	0	0	0	0	0	0	0
	Energi																			
1		0	1	1	1	1	1	1	1	1	1	1	1	0	0	1	0	0	1	
2		0	1	1	0	0	1	1	1	1	1	1	1	1	0	0	1	0	0	1
3	0	1	1	1	1	1	1	0	1	1	1	1	1	0	0	0	0	0	1	

4		0	1	1	1	1	1	1	1	1	1	1	1	1	1	0	0	1	0	0	1
5		0	1	1	0	1	1	1	1	1	1	1	1	1	0	0	0	0	0	0	1
6		0	1	1	0	0	1	1	0	1	1	1	1	1	0	0	0	0	0	0	1
7		0	1	1	1	0	1	1	0	0	1	1	1	1	0	0	0	0	0	0	1
1	Kesehatan & Keselamatan Tenaga Kerja	0	1	1	1	1	1	1	1	1	1	1	1	1	1	0	1	1	1	1	1
2		0	1	1	1	1	1	1	1	1	1	1	1	1	1	0	1	1	1	1	1
3		0	0	0	0	0	1	0	0	0	1	0	0	1	0	0	1	1	0	0	0
4		0	1	1	1	1	1	1	1	1	1	1	1	1	1	0	1	1	1	1	1
5		0	0	0	0	0	0	0	0	0	0	0	0	1	0	0	0	0	0	0	0
6		0	1	0	0	0	1	1	1	1	1	1	0	1	0	0	1	0	0	0	0
7		0	1	1	1	0	1	1	1	1	1	1	1	1	1	0	0	0	0	1	1
8		0	1	1	1	1	0	1	1	1	1	1	1	1	1	0	1	1	1	1	1
1	Lain-lain Tenaga Kerja	0	0	0	0	0	0	0	0	0	0	0	0	0	0	0	0	0	0	0	0
2		0	0	0	0	0	0	0	0	0	0	0	0	0	0	0	0	0	0	0	0
3		0	0	0	0	0	0	0	0	0	0	0	0	0	0	0	0	0	0	0	0
4		0	0	0	0	0	0	0	0	0	0	0	0	0	0	0	0	0	0	0	0
5		1	1	1	1	1	1	1	1	1	1	1	1	1	1	0	1	1	1	1	1
6		0	1	1	0	0	0	0	0	0	0	0	1	1	1	0	0	0	0	0	1
7		1	1	0	0	0	0	1	0	0	0	0	1	1	0	0	1	1	1	1	1
8		0	0	0	0	0	0	0	0	0	0	0	0	1	0	0	0	0	0	0	0
9		0	0	0	0	0	0	1	0	0	0	0	1	0	0	0	0	0	0	0	0
10		0	1	0	0	1	0	0	0	0	0	0	0	1	0	0	1	0	0	0	0
11		0	0	0	0	1	1	1	1	1	1	0	1	0	1	0	1	1	1	1	1

12		0	1	0	0	1	1	1	1	1	1	1	1	0	1	0	1	1	1	1
13		1	1	1	1	1	1	1	1	1	1	1	1	1	1	1	1	1	1	1
14		1	1	1	1	1	1	1	1	1	1	1	1	1	1	1	1	1	1	1
15		1	1	1	1	1	1	1	1	1	1	1	1	1	1	1	1	1	1	1
16		1	1	1	1	1	1	1	1	1	1	1	1	1	1	1	1	1	1	1
17		1	0	0	1	1	1	1	1	1	1	1	1	1	1	1	1	1	1	1
18		1	1	1	0	0	1	1	1	1	1	1	1	1	1	0	1	1	1	1
19		0	0	0	0	0	0	0	0	0	0	0	1	0	0	0	0	0	0	0
20		0	0	0	0	0	0	0	0	0	0	0	0	0	0	0	0	0	0	0
21		0	1	1	0	1	1	1	0	0	0	0	1	1	0	0	0	0	0	1
22		1	1	1	0	1	1	1	0	0	0	0	1	0	0	0	0	0	0	0
23		1	0	0	0	0	0	0	0	0	0	0	1	0	0	0	0	0	0	0
24		0	0	0	0	0	0	0	0	0	0	0	0	0	0	0	0	0	0	0
25		0	0	0	0	0	0	0	1	0	0	0	0	0	0	0	0	0	0	0
26		0	1	0	1	1	0	1	1	1	1	0	1	1	1	0	1	1	1	1
27		1	1	1	0	0	1	1	1	1	1	0	1	1	1	0	1	1	1	1
28		1	0	0	0	0	0	0	0	0	0	0	1	0	0	1	0	0	0	0
29		1	0	0	0	0	0	0	0	0	0	0	1	0	0	1	0	0	0	1
1	Produk	0	1	1	1	1	1	0	1	1	1	1	1	1	0	1	1	1	1	1
2		0	1	1	0	0	1	1	0	0	1	1	1	1	1	0	1	0	1	1
3		1	0	0	1	0	1	1	0	1	1	1	1	1	1	0	1	1	1	1
4		0	1	1	1	1	1	1	0	0	1	1	1	1	0	0	1	0	0	1
5		1	1	1	1	1	1	1	0	1	1	1	1	1	0	0	1	0	1	1
6		0	1	1	1	0	1	1	0	0	1	1	1	1	1	0	0	0	1	1
7		0	1	1	1	1	1	1	0	1	1	1	1	1	1	0	1	1	1	1

8		0	1	0	1	1	0	1	0	0	1	1	0	1	0	0	1	0	0	1	
9		0	0	0	0	0	0	0	0	0	0	0	0	1	0	0	0	0	0	0	
10		0	0	0	0	0	0	0	0	0	0	0	0	1	0	0	0	0	0	1	
1	Keterlibatan Masyarakat	1	1	1	1	1	1	1	1	1	1	1	1	1	1	1	1	1	1	1	
2		0	0	0	0	0	0	1	0	0	0	0	0	1	0	0	1	0	0	0	
3		1	1	0	1	1	1	1	0	1	1	1	1	1	1	0	1	0	0	1	
4		0	1	0	0	0	0	0	0	0	0	0	0	1	0	0	0	0	0	1	
5		1	1	0	1	1	1	1	1	1	1	1	1	1	1	0	1	1	1	1	
6		1	0	0	1	0	0	1	0	0	0	0	1	1	0	0	1	0	0	1	
7		1	1	0	1	1	1	1	1	1	1	1	1	1	1	0	1	1	1	1	
8		0	0	0	0	0	0	0	0	0	1	0	0	0	0	0	0	0	0	1	
9		1	1	0	0	1	1	1	1	1	1	1	1	1	1	0	1	1	1	1	
1	Umum	1	1	1	1	1	1	1	1	1	1	1	1	1	1	1	1	1	1	1	
2		0	0	0	0	0	0	0	0	0	0	0	0	1	0	0	0	0	0	0	

Sumber : Data Sekunder Diolah

Lampiran 15

Skor Item Perhitungan *Corporate Social Responsibility* Perusahaan *Property&Real Estate* Tahun 2018

NO	Item-item pertanggungjawaban sosial	Kode Perusahaan															
		KLJA	LPCK	LPKR	MDLN	MTLA	NIRO	OMRE	PLIN	PPRO	PUDP	PWON	RDTX	RODA	SMDM	SMRA	SCDB
1	Lingkungan	1	1	1	1	1	1	0	1	1	0	0	0	0	0	1	1
2		1	1	1	1	1	1	0	1	1	0	0	0	0	0	1	1
3		0	0	0	0	0	0	0	0	1	0	0	0	0	0	0	0
4		1	1	1	1	1	1	1	1	1	1	1	0	1	0	1	1
5		1	1	1	1	1	1	0	1	1	1	0	0	0	0	1	1
6		1	1	1	1	1	1	0	1	1	1	1	0	0	0	1	1
7		0	1	1	1	0	0	1	0	1	0	0	0	0	0	0	0
8		1	1	1	1	1	0	0	1	1	1	1	0	0	0	1	1
9		1	1	1	1	1	0	0	0	1	0	1	0	1	0	1	1
10		1	1	1	1	1	1	1	1	1	1	1	0	0	0	1	1
11		1	1	1	1	1	1	1	1	1	0	1	0	0	0	1	1
12		1	1	1	1	1	1	1	1	1	1	1	0	0	0	1	1
13		0	0	0	0	0	0	0	0	0	0	0	0	1	0	0	0
	Energi																
1		0	1	1	1	1	1	0	1	1	1	1	0	0	0	1	1
2		1	1	1	1	1	1	0	1	1	0	1	0	0	0	1	1
3		1	1	1	1	1	1	0	1	1	0	1	0	0	0	1	1
4	1	1	1	1	1	1	0	1	1	1	1	0	0	0	0	1	

5		0	1	1	1	1	1	0	1	1	0	1	0	0	0	1	1
6		0	1	1	0	0	0	0	0	1	0	0	0	0	0	0	1
7		0	1	1	1	1	1	0	1	1	0	1	0	0	0	1	1
1	Kesehatan & Keselamatan Tenaga Kerja	1	1	1	1	1	1	0	1	1	0	1	0	0	0	0	1
2		1	1	1	1	1	1	1	1	1	0	1	0	0	1	0	1
3		0	0	1	0	0	1	1	0	1	0	0	0	0	0	0	1
4		1	1	1	1	1	1	0	1	1	0	1	0	0	1	1	1
5		0	0	0	0	0	0	1	0	1	0	0	0	0	0	0	0
6		1	0	0	0	0	1	0	1	1	0	0	0	0	0	0	1
7		1	1	1	0	0	0	0	1	1	0	0	0	0	0	0	1
8		1	1	1	1	1	1	0	1	1	0	1	0	0	1	0	1
1	Lain-lain Tenaga Kerja	0	0	0	0	0	0	0	0	0	0	0	0	0	0	0	0
2		0	0	0	0	0	0	0	0	0	0	0	0	0	0	0	0
3		0	0	0	0	0	0	0	0	0	0	0	0	0	0	0	0
4		0	0	0	0	0	0	0	0	0	0	0	0	0	0	0	0
5		1	1	1	1	1	1	1	1	1	1	1	0	1	1	1	1
6		1	1	1	0	0	0	0	1	1	0	0	0	0	0	0	0
7		1	1	1	0	0	1	0	0	1	0	0	0	0	0	0	0
8		0	0	0	0	0	0	0	0	1	0	0	0	0	0	0	0
9		0	0	0	0	0	0	0	1	0	0	0	0	0	0	0	0
10		0	0	1	0	0	0	0	1	1	0	0	0	0	1	0	0
11		1	1	1	1	1	1	0	1	1	1	1	0	0	0	1	1
12		1	1	1	1	1	0	0	1	0	1	1	0	1	0	1	1

13		1	1	1	1	1	1	1	1	1	1	1	1	1	1	1	
14		1	1	1	1	1	0	1	1	1	1	1	1	0	1	1	
15		1	1	1	1	1	0	1	1	1	1	0	1	0	1	1	
16		1	1	1	1	1	0	1	1	1	1	1	1	1	1	1	
17		1	1	1	1	1	0	1	1	1	1	0	1	0	1	1	
18		1	1	1	1	1	0	1	1	1	1	0	1	0	1	1	
19		0	0	0	0	0	0	0	0	0	0	0	0	0	0	1	
20		0	0	0	0	0	0	0	0	0	0	0	0	0	0	0	
21		0	1	1	0	0	0	0	1	0	0	0	0	1	0	0	
22		0	0	0	0	0	0	0	1	0	0	0	0	0	0	1	
23		0	0	0	0	0	0	0	1	0	0	0	0	0	0	1	
24		0	0	0	0	0	0	0	0	0	0	0	0	0	0	0	
25		0	0	0	0	0	0	0	0	0	0	0	0	0	0	0	
26		1	1	1	0	0	0	0	1	0	0	0	0	0	0	0	
27		1	1	1	1	1	0	0	1	1	0	0	0	0	0	1	
28		0	0	0	0	0	0	0	1	0	0	0	0	0	0	1	
29		1	1	1	0	1	1	1	1	1	0	0	0	0	0	1	
1	Produk	1	1	1	1	1	1	1	1	0	0	0	1	0	1	1	
2		1	1	1	0	0	0	0	1	0	0	0	1	0	1	1	
3		1	1	0	0	1	1	1	1	1	0	1	0	0	0	0	
4		1	0	1	1	1	1	1	1	1	0	0	0	1	0	1	1
5		1	1	1	1	1	1	1	1	1	0	0	0	1	1	1	1
6		0	0	0	0	1	0	0	1	1	0	0	0	0	0	0	0
7		1	1	1	1	1	0	0	1	1	0	0	0	1	1	1	1
8		1	0	0	1	1	1	1	1	1	0	0	0	1	0	0	1

9		0	0	0	0	0	1	0	0	0	0	0	0	0	0	0	0	
10		0	0	0	0	0	0	0	0	0	0	0	0	0	0	1	0	
1	Keterlibatan Masyarakat	1	1	1	0	1	1	1	1	1	1	1	1	1	1	1	1	
2		0	1	0	0	0	0	0	0	0	0	0	0	0	0	0	0	
3		1	1	1	0	1	0	0	1	1	1	1	1	1	0	0	0	1
4		0	0	1	0	0	0	0	0	1	0	0	0	0	0	0	0	0
5		1	1	1	1	1	1	1	1	1	0	1	0	0	0	1	1	1
6		1	0	1	1	1	0	0	1	1	0	0	0	0	0	0	0	0
7		1	1	1	1	1	1	0	1	1	1	1	0	0	0	0	0	1
8		0	0	0	0	0	0	0	0	0	0	0	0	1	0	0	0	0
9		1	1	1	1	1	1	0	1	1	1	1	1	0	1	1	1	1
1	Umum	1	1	1	1	1	1	1	1	1	1	1	1	1	1	1	1	
2		0	0	0	0	0	0	0	0	0	0	0	0	0	0	0	0	

Sumber : Data Sekunder Diolah

Lampiran 16
Skor Item Perhitungan Corporate Social Responsibility Perusahaan Property & Real Estate Tahun 2019

NO	Item-item pertanggungjawaban sosial	Kode Perusahaan																
		ARMY	ASRI	BIKA	BIPP	BKDP	BKSL	BSDE	CTRA	DART	DILD	DMAS	DUTI	ELTY	EMDE	FMII	GMTD	GPRA
1	Lingkungan	0	1	1	1	1	1	1	1	1	1	1	1	1	0	0	1	1
2		0	1	1	0	1	1	1	1	1	1	1	1	1	1	0	1	1
3		0	0	0	0	0	0	0	0	0	0	0	0	1	0	0	0	0
4		0	1	1	1	1	1	1	1	1	1	1	1	1	1	0	1	1
5		0	1	0	1	1	1	1	1	1	1	1	1	1	0	0	1	1
6		0	1	0	1	1	1	1	1	1	1	1	1	1	0	0	1	1
7		0	0	0	0	0	1	1	0	1	1	0	0	1	0	0	0	0
8		1	1	0	1	1	1	1	1	0	1	1	1	1	1	1	1	1
9		1	1	0	1	1	1	1	1	1	1	1	1	1	1	0	1	1
10		0	1	1	1	1	1	1	1	1	1	1	1	1	0	0	1	1
11		0	1	1	0	1	1	1	1	1	1	1	1	1	0	0	1	1
12		0	1	1	1	1	1	1	1	1	1	1	1	1	1	1	1	1
13		0	0	0	0	0	0	0	0	0	0	0	0	0	0	0	0	0
	Energi																	
1		0	1	1	1	1	1	1	1	1	1	1	1	1	0	0	1	1
2		0	1	0	1	0	1	1	1	1	1	1	1	1	0	0	1	0
3	0	1	0	1	1	1	1	1	1	1	1	1	1	0	0	0	0	

4		0	1	1	1	1	1	1	1	1	1	1	1	1	0	0	1	1
5		0	1	1	1	1	1	1	1	1	1	1	1	1	0	0	0	1
6		0	1	0	1	0	1	1	1	1	1	1	1	0	0	0	0	
7		0	1	1	1	0	1	1	1	0	1	1	1	1	0	0	0	1
1	Kesehatan & Keselamatan Tenaga Kerja	0	1	1	1	1	1	1	1	1	1	1	1	1	1	0	1	1
2		0	1	1	1	1	1	1	1	1	1	1	1	1	1	0	1	1
3		0	0	0	0	0	1	0	1	0	1	0	0	1	0	0	1	0
4		0	1	1	1	1	1	1	1	1	1	1	1	1	1	0	1	1
5		0	0	0	0	0	0	0	0	0	0	0	0	1	0	0	0	0
6		0	1	0	0	0	1	1	1	1	1	1	0	1	0	0	1	0
7		0	1	1	1	0	1	1	1	1	1	1	1	1	1	0	0	0
8		0	1	1	1	1	0	1	1	1	1	1	1	1	1	0	1	1
1	Lain-lain Tenaga Kerja	0	0	0	0	0	0	0	0	0	0	0	0	0	0	0	0	0
2		0	0	0	0	0	0	0	0	0	0	0	0	0	0	0	0	0
3		0	0	0	0	0	0	0	0	0	0	0	0	0	0	0	0	0
4		0	0	0	0	0	0	0	0	0	0	0	0	0	0	0	0	0
5		1	1	1	1	1	1	1	1	1	1	1	1	1	1	0	1	1
6		0	0	0	0	0	0	0	0	0	0	0	1	1	1	0	0	0
7		1	1	0	0	0	0	1	0	0	0	0	1	1	0	0	1	1
8		0	0	0	0	0	0	0	0	0	0	0	0	1	0	0	0	0
9		0	0	0	0	0	0	1	0	0	0	0	1	0	0	0	0	0
10		0	0	0	0	1	0	0	0	0	0	0	0	1	0	0	1	0
11		0	0	0	0	1	1	1	1	1	1	0	1	0	1	0	1	1

12		0	1	0	0	1	1	1	1	1	1	1	1	0	1	0	1	1
13		1	1	1	1	1	1	1	1	1	1	1	1	1	1	1	1	1
14		1	1	1	1	1	1	1	1	1	1	1	1	1	1	1	1	1
15		1	1	1	1	1	1	1	1	1	1	1	1	1	1	1	1	1
16		1	1	1	1	1	1	1	1	1	1	1	1	1	1	1	1	1
17		1	0	0	1	1	1	1	1	1	1	1	1	1	1	1	1	1
18		1	1	1	0	0	1	1	1	1	1	1	1	1	1	0	1	1
19		0	0	0	0	0	0	0	0	0	0	0	0	1	0	0	0	0
20		0	0	1	0	1	0	0	0	0	0	0	0	0	0	0	0	0
21		0	1	0	0	1	1	1	0	0	0	0	0	1	1	0	0	0
22		1	1	0	0	1	1	1	0	0	0	0	0	1	0	0	0	0
23		1	0	0	0	1	0	0	0	0	0	0	0	1	0	0	0	0
24		0	0	0	0	0	0	1	0	0	0	0	0	0	0	0	0	0
25		0	0	0	0	0	0	1	0	0	0	0	0	0	0	0	0	0
26		0	1	0	0	1	0	1	1	1	1	0	1	1	1	0	1	1
27		1	0	1	1	0	1	1	1	1	1	0	1	1	1	0	1	1
28		1	0	0	0	0	0	0	0	0	0	0	0	1	0	0	1	0
29		1	0	0	0	0	0	0	0	0	0	0	0	1	0	0	1	0
1	Produk	0	1	1	1	1	1	1	1	1	1	1	1	1	1	0	1	1
2		0	1	0	1	0	1	1	1	0	1	1	1	1	1	0	1	0
3		1	0	1	1	0	1	1	1	1	1	1	1	1	1	0	1	1
4		0	1	0	1	1	1	1	1	0	1	1	1	1	0	0	1	0
5		1	1	1	1	1	1	1	1	1	1	1	1	1	0	0	1	0
6		0	0	1	1	0	1	1	1	0	1	1	1	1	1	0	0	0
7		0	1	1	1	1	1	1	1	1	1	1	1	1	1	0	1	1

8		0	1	0	1	1	0	1	1	0	1	1	0	1	0	0	1	0	
9		0	1	0	0	0	0	0	0	0	0	0	0	1	0	0	0	0	
10		0	0	0	0	0	0	0	0	0	0	0	0	1	0	0	0	0	
1	Keterlibatan Masyarakat	1	1	1	1	1	1	1	1	1	1	1	1	1	1	1	1	1	
2		0	0	0	0	0	0	1	0	0	0	0	0	0	1	0	0	1	0
3		1	1	0	1	1	1	1	1	1	1	1	1	1	1	1	0	1	0
4		0	1	0	0	0	0	0	0	0	0	0	0	0	1	0	0	0	0
5		1	1	0	1	1	1	1	1	1	1	1	1	1	1	1	0	1	1
6		1	0	0	0	0	0	0	1	0	0	0	0	1	1	0	0	1	0
7		1	1	0	1	1	1	1	1	1	1	1	1	1	1	1	0	1	1
8		0	0	0	0	0	0	0	0	0	0	1	0	0	0	0	0	0	0
9		1	1	0	0	1	1	1	1	1	1	1	1	1	1	1	0	1	1
1	Umum	1	1	1	1	1	1	1	1	1	1	1	1	1	1	1	1	1	
2		0	0	0	0	0	0	0	0	0	0	0	0	1	0	0	0	0	

Sumber : Data Sekunder Diolah

Lampiran 17

Skor Item Perhitungan *Corporate Social Responsibility* Perusahaan *Property&Real Estate* Tahun 2019

NO	Item-item pertanggungjawaban sosial	Kode Perusahaan																	
		GWSA	JPRT	KIJA	LPCK	LPKR	MDLN	MTLA	NIRO	OMRE	PLIN	PPRO	PUDP	PWON	RDTX	RODA	SMDM	SMRA	SCBD
1	Lingkungan	1	1	1	1	1	1	1	1	0	1	1	0	0	0	0	0	1	1
2		1	1	1	1	1	1	1	1	0	1	1	0	0	0	0	0	1	1
3		0	0	0	0	0	0	0	0	0	0	1	0	0	0	0	0	0	0
4		1	1	1	1	1	1	1	1	1	1	1	1	1	0	1	0	1	1
5		0	1	1	1	1	1	1	1	0	1	1	1	1	0	0	0	1	1
6		0	1	1	1	1	1	1	1	0	1	1	1	1	0	0	0	1	1
7		0	0	1	1	1	1	0	0	1	0	1	0	0	0	0	0	0	0
8		1	1	1	1	1	1	1	0	0	1	1	1	1	0	0	0	1	1
9		1	1	1	1	1	1	1	1	0	0	1	0	1	0	1	0	1	1
10		1	1	1	1	1	1	1	1	1	1	1	1	1	0	0	0	1	1
11		1	1	1	1	1	1	1	1	1	1	1	0	1	0	0	0	1	1
12		1	1	1	1	1	1	1	1	1	1	1	1	1	0	0	0	1	1
13		0	0	0	0	0	0	0	0	0	0	0	0	0	0	1	0	0	0
1	Energi	0	1	0	1	1	1	1	1	0	1	1	1	1	0	0	0	1	1
2		0	1	1	1	1	1	1	1	0	1	1	0	1	0	0	0	1	1
3		0	1	1	1	1	1	1	1	0	1	1	0	1	0	0	0	1	1
4		0	1	1	1	1	1	1	1	0	1	1	1	1	0	0	0	0	1

5		0	1	0	1	1	1	1	1	0	1	1	0	1	0	0	0	1	1
6		0	1	0	1	1	0	0	0	0	0	1	0	0	0	0	0	0	1
7		0	1	0	1	1	1	1	1	0	1	1	0	1	0	0	0	1	1
1	Kesehatan & Keselamatan Tenaga Kerja	1	1	1	1	1	1	1	1	0	1	1	0	1	0	0	0	0	1
2		1	1	1	1	1	1	1	1	1	1	1	0	1	0	0	1	0	1
3		0	0	0	0	1	0	0	1	1	0	1	0	0	0	0	0	0	1
4		1	1	1	1	1	1	1	1	0	1	1	0	1	0	0	1	1	1
5		0	0	0	0	0	0	0	0	1	0	1	0	0	0	0	0	0	0
6		0	0	1	0	0	0	0	0	0	1	1	0	0	0	0	0	0	1
7		1	1	1	1	1	0	0	1	0	1	1	0	0	0	0	0	0	1
8		1	1	1	1	1	1	1	1	0	1	1	0	1	0	0	1	0	1
1	Lain-lain Tenaga Kerja	0	0	0	0	0	0	0	0	0	0	0	0	0	0	0	0	0	0
2		0	0	0	0	0	0	0	0	0	0	0	0	0	0	0	0	0	0
3		0	0	0	0	0	0	0	0	0	0	0	0	0	0	0	0	0	0
4		0	0	0	0	0	0	0	0	0	0	0	0	0	0	0	0	0	0
5		1	1	1	1	1	1	1	1	1	1	1	1	1	0	1	1	1	1
6		0	1	1	1	1	0	0	0	0	1	1	0	0	0	0	0	0	0
7		1	1	1	1	1	0	0	1	0	0	1	0	0	0	0	0	0	0
8		0	0	0	0	0	0	0	0	0	0	1	0	0	0	0	0	0	0
9		0	0	0	0	0	0	0	0	0	1	0	0	0	0	0	0	0	0
10		0	0	0	0	1	0	0	0	0	1	1	0	0	0	0	1	0	0
11		1	1	1	1	1	1	1	0	0	1	1	1	1	0	0	0	1	1
12		1	1	1	1	1	1	1	1	0	1	0	1	1	0	1	0	1	1

13		1	1	1	1	1	1	1	1	1	1	1	1	1	1	1	1	1	1
14		1	1	1	1	1	1	1	1	0	1	1	1	1	1	1	0	1	1
15		1	1	1	1	1	1	1	1	0	1	1	1	1	0	1	0	1	1
16		1	1	1	1	1	1	1	1	0	1	1	1	1	1	1	1	1	1
17		1	1	1	1	1	1	1	1	0	1	1	1	1	0	1	0	1	1
18		1	1	1	1	1	1	1	1	0	1	1	1	1	0	1	0	1	1
19		0	0	0	0	0	0	0	0	0	0	0	0	0	0	0	0	0	1
20		0	0	0	0	0	0	0	0	0	0	0	0	0	0	0	0	0	0
21		1	1	0	1	1	0	0	0	0	0	1	0	0	0	0	1	0	0
22		1	0	0	0	0	0	0	0	0	0	1	0	0	0	0	0	0	1
23		0	0	0	0	0	0	0	0	0	0	1	0	0	0	0	0	0	1
24		0	0	0	0	0	0	0	0	0	0	0	0	0	0	0	0	0	0
25		0	0	0	0	0	0	0	0	0	0	0	0	0	0	0	0	0	0
26		1	1	1	1	1	0	0	0	0	0	1	0	0	0	0	0	0	0
27		1	1	1	1	1	1	1	0	0	1	1	0	0	0	0	0	0	1
28		0	0	0	0	0	0	0	0	0	0	1	0	0	0	0	0	0	1
29		0	1	1	1	1	0	1	1	1	1	1	0	0	0	0	0	0	1
1	Produk	1	1	1	1	1	1	1	1	1	1	0	0	0	1	0	1	1	
2		1	1	1	1	1	1	0	0	0	0	1	0	0	0	1	0	1	1
3		1	1	1	1	0	1	1	1	1	1	1	0	1	0	0	0	0	0
4		0	1	1	0	1	1	1	1	1	1	1	0	0	0	1	0	1	1
5		1	1	1	1	1	1	1	1	1	1	1	0	0	0	1	1	1	1
6		1	1	0	0	0	0	1	0	0	1	1	0	0	0	0	0	0	0
7		1	1	1	1	1	1	1	1	0	1	1	0	0	0	1	1	1	1
8		0	1	1	0	0	1	1	1	1	1	1	0	0	0	1	0	0	1

9		0	0	0	0	0	0	0	0	0	0	0	0	0	0	0	0	0	0	0
10		0	1	0	0	0	0	0	0	0	0	0	0	0	0	0	0	0	1	0
1	Keterlibatan Masyarakat	1	1	1	1	1	1	1	1	1	1	1	1	1	1	1	1	1	1	1
2		0	0	0	1	0	0	0	0	0	0	0	0	0	0	0	0	0	0	0
3		0	1	1	1	1	0	1	0	0	1	1	1	1	1	0	0	0	0	1
4		0	1	0	0	1	0	0	0	0	0	1	0	0	0	0	0	0	0	0
5		1	1	1	1	1	1	1	1	1	1	1	0	1	0	0	0	1	1	1
6		0	1	1	0	1	1	1	0	0	1	1	0	0	0	0	0	0	0	0
7		1	1	1	1	1	1	1	1	0	1	1	1	1	0	0	0	0	0	1
8		0	1	0	0	0	0	0	0	0	0	0	0	0	0	1	0	0	0	0
9		1	1	1	1	1	1	1	1	0	1	1	1	1	0	1	1	1	1	1
1	Umum	1	1	1	1	1	1	1	1	1	1	1	1	1	1	1	1	1	1	1
2		0	0	0	0	0	0	0	0	0	0	0	0	0	0	0	0	0	0	0

Sumber : Data Sekunder Diolah

Lampiran 18
HASIL OUTPUT SPSS

1. DESKRIPTIVE STATISTIK

Descriptive Statistics

	N	Minimum	Maximum	Mean	Std. Deviation
Ukuran Perusahaan	105	13.10	17.82	15.6982	1.20650
Dewan Komisaris	105	2	9	4.33	1.511
Profitabilitas	105	-.07	.22	.0326	.05054
Umur Perusahaan	105	4	47	30.77	8.358
CSR	105	.04	.85	.4994	.19287
Valid N (listwise)	105				

Sumber : Output SPSS Versi 24 ,2022

2. UJI NORMALITAS



One-Sample Kolmogorov-Smirnov Test

		Unstandardized Residual
N		105
Normal Parameters ^{a,b}	Mean	.0000000
	Std. Deviation	.14706821
Most Extreme Differences	Absolute	.082
	Positive	.057
	Negative	-.082
Test Statistic		.082
Asymp. Sig. (2-tailed)		.079 ^c

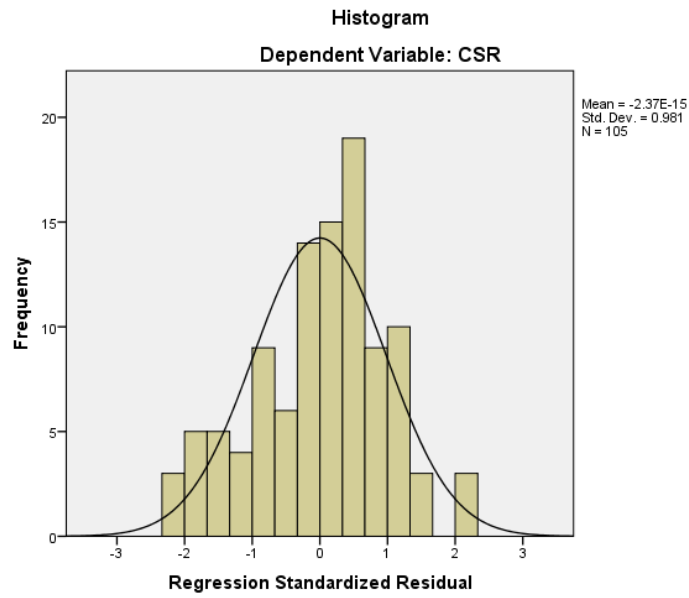
a. Test distribution is Normal.

b. Calculated from data.

c. Lilliefors Significance Correction.

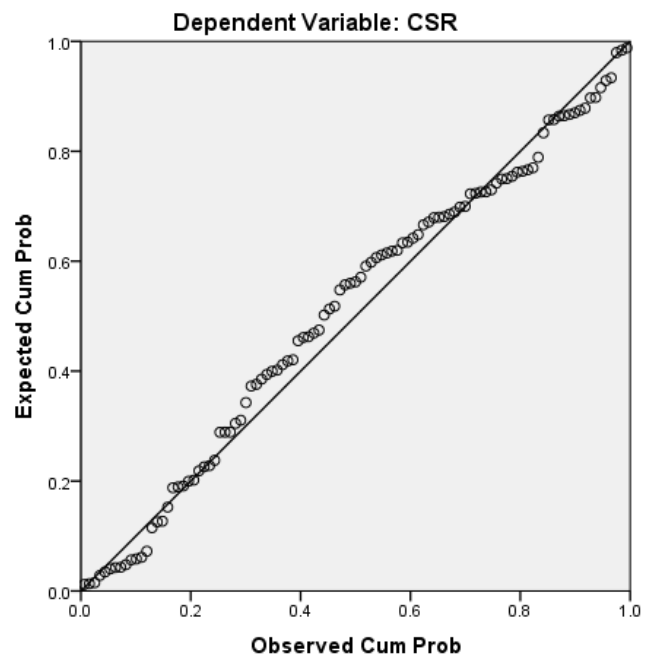
Sumber : Output SPSS Versi 24 ,2022

➤ **GAMBAR HISTOGRAM**



➤ **GAMBAR P-P PLOT**

Normal P-P Plot of Regression Standardized Residual



3. UJI MULTIKOLONIERITAS

Coefficients^a

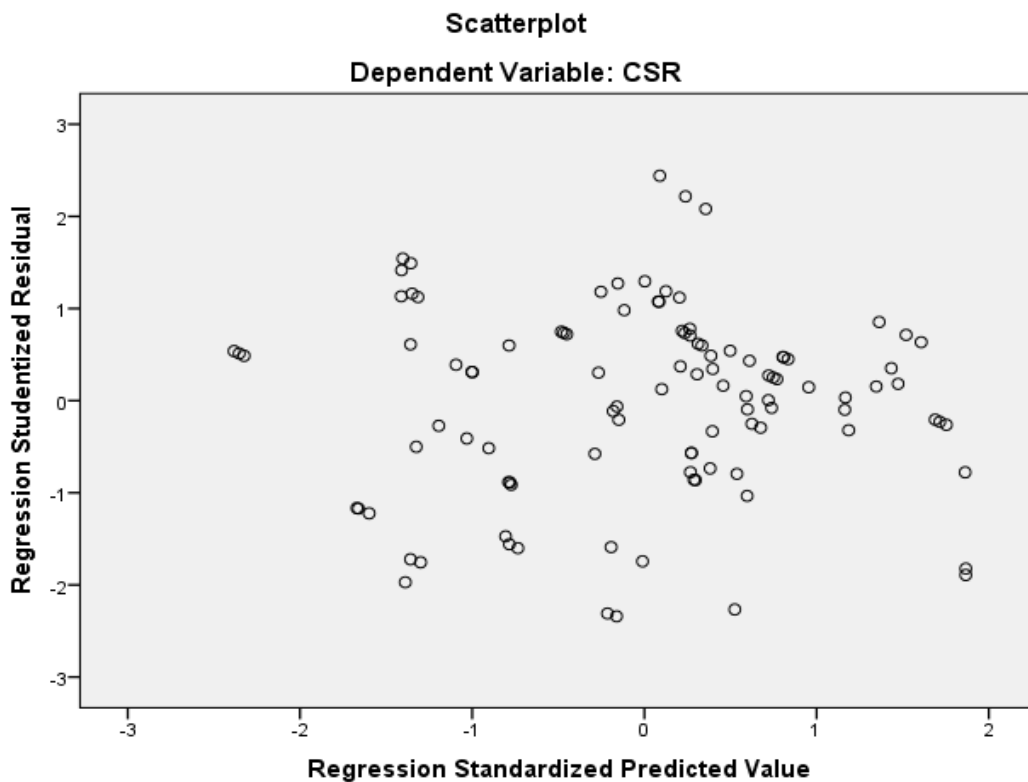
Model		Collinearity Statistics	
		Tolerance	VIF
1	Ukuran Perusahaan	.881	1.134
	Dewan Komisaris	.940	1.064
	Profitabilitas	.882	1.134
	Umur Perusahaan	.973	1.027

a. Dependent Variable: CSR

Sumber : Output SPSS Versi 24 ,2022

4. UJI HETEROSKEDASTISITAS

➤ GAMBAR SCATTERPLOT



➤ **UJI GLETJER**

Coefficients^a

Model		Unstandardized Coefficients		Standardized	t	Sig.
		B	Std. Error	Coefficients Beta		
1	(Constant)	.334	.118		2.815	.006
	Ukuran Perusahaan	-.014	.007	-.198	-1.930	.056
	Dewan Komisaris	-.006	.006	-.106	-1.062	.291
	Profitabilitas	-.037	.179	-.021	-.205	.838
	Umur Perusahaan	.001	.001	.119	1.214	.228

a. Dependent Variable: ABRESID

Sumber : Output SPSS Versi 24 ,2022

5. UJI AUTOKORELASI

Model Summary^b

Model	R	R Square	Adjusted R Square	Std. Error of the Estimate	Durbin-Watson
1	.647 ^a	.419	.395	.14998	1.893

a. Predictors: (Constant), Umur Perusahaan, Ukuran Perusahaan, Dewan Komisaris, Profitabilitas

b. Dependent Variable: CSR

Sumber : Output SPSS Versi 24 ,2022

6. UJI t

Coefficients^a

Model		Unstandardized Coefficients		Standardized	t	Sig.
		B	Std. Error	Coefficients Beta		
1	(Constant)	-.833	.205		-4.055	.000
	Ukuran Perusahaan	.085	.013	.533	6.561	.000
	Dewan Komisaris	.033	.010	.262	3.327	.001
	Profitabilitas	-.118	.310	-.031	-.382	.704
	Umur Perusahaan	-.005	.002	-.205	-2.652	.009

a. Dependent Variable: CSR

Sumber : Output SPSS Versi 24,2022

7. UJI f

ANOVA^a

Model		Sum of Squares	Df	Mean Square	F	Sig.
1	Regression	.057	4	.014	1.909	.115 ^b
	Residual	.748	100	.007		
	Total	.805	104			

a. Dependent Variable: ABRESID

b. Predictors: (Constant), Umur Perusahaan, Ukuran Perusahaan, Dewan Komisaris, Profitabilitas

Sumber : Output SPSS Versi 24,2022

8. KOEFISIEN DETERMINASI

Model Summary^b

Model	R	R Square	Adjusted R Square
1	.647 ^a	.419	.395

a. Predictors: (Constant), Umur Perusahaan, Ukuran Perusahaan, Dewan Komisaris, Profitabilitas

b. Dependent Variable: CSR

Sumber : Output SPSS Versi 24 ,2022

Lampiran 19

Catatan Perusahaan Property dan Real Estate IPO dan *Delisting*

Catatan penting lainnya untuk daftar perusahaan properti di Indonesia sub sektor *property* dan *real estate* :

28-Des-2017 | Lamicitra Nusantara Tbk (LAMI) delisting dari bursa.

28-Apr-2017 | IPO Forza Land Indonesia Tbk. (FORZ)

19-Jan-2017 | Ciputra Property (CTRP) & Ciputra Surya (CTRS) delisting dari bursa karena merger dengan Ciputra Development (CTRA)

11-Juli-2018 | IPO Pollux Properties Indonesia Tbk. (POLL)

26-Sep-2018 | IPO Natura City Developments Tbk. (CITY)

10-Des-2018 | IPO Urban Jakarta Propertindo Tbk. (URBN)

16-Sep-2019 | IPO Bhakti Agung Propertindo Tbk. (BAPI)

10-Jan-2019 | IPO Pollux Hotels Group Tbk. (POLI)

10-Mei-2019 | IPO Bliss Properti Indonesia Tbk. (POSA)

05-Juli-2019 | IPO Bima Sakti Pertiwi Tbk. (PAMG)

09-Juli-2019 | IPO DMS Propertindo Tbk. (KOTA)

06-Des-2019 | IPO Repower Asia Indonesia Tbk. (REAL)

13-Jan-2020 | IPO Royalindo Investa Wijaya Tbk. (INDO)

15-Jan-2020 | IPO Perintis Trinita Properti Tbk. (TRIN)

Sumber : Data Sekunder Diolah



UNIVERSITAS MUHAMMADIYAH PONOROGO
FAKULTAS EKONOMI

Jl. Budi Utomo No. 10 Ponorogo 63471 Jawa Timur Indonesia
Telp (0352) 481124, Fax. (0352) 461796, e-mail : akademik@umpo.ac.id Website :www.umpo.ac.id
Akreditasi Institusi B oleh BAN-PT
(SK Nomor : 77/SK/BAN-PT/Ak-PPJ/PT/IV/2020)

BERITA ACARA BIMBINGAN SKRIPSI

1. Nama Mahasiswa : ISTIKOMAH DWI ARUMSARI
2. NIM : 15441087
3. Jurusan : S1 Akuntansi
4. Bidang : Akuntansi
5. Alamat : Desa Kalimalang Rt.02/Rw.01, Kec. Sukorejo Kab. Ponorogo
6. Judul Skripsi : Pengaruh Karakteristik Perusahaan Terhadap Pengungkapan Akuntansi Pertanggungjawaban Sosial (Studi Empiris pada Perusahaan Property & Real Estate yang terdaftar di Bursa Efek Indonesia)
7. Masa Pembimbingan : September 2021 s/d Agustus 2022
8. Tanggal Mengajukan Skripsi :
9. Konsultasi :

Tanggal Disetujui	BAB	Paraf Pembimbing
11/10 2021	Acc Bab 1,2,3	
23/ 20 22	Revisi Bab 4,5	
27/ 2022	Revisi Bab 4,5	
2/3 2022	Revisi Lampiran	
7/7 2022	Acc Bab 4,5	
	Revisi Daftar Pustaka	
20/7 2022	Ref Acc Full Draft	
21/7 2022	Acc Full Draft	
	Daftar Ujian	
	Buat PPT	

