



The logo of Universitas Muhammadiyah Ponorogo is a purple shield-shaped emblem. It features a central golden sunburst with Arabic calligraphy. The text 'UNIVERSITAS MUHAMMADIYAH' is written in white along the top curve, and 'PONOROGO' is written along the bottom curve. Two white stars are positioned on the left and right sides of the shield. A green laurel wreath with white flowers encircles the central sunburst.

LAMPIRAN 1

(Data Populasi dan Sampel Perusahaan Properti dan *Real Estate* Periode 2015-2021)

Daftar Perusahaan *Property* dan *Real Estate* Yang Terdaftar di BEI Sampai Dengan Tahun 2021

No	KODE	NAMA EMITEN	TGL PENCATATAN
1	APLN	Agung Podomoro Land Tbk	11/11/2010
2	ARMY	Armidian Karyatama Tbk	21/06/2017
3	ASRI	Alam Sutera Realty Tbk	18/12/2007
4	BAPA	Bekasi Asri Pemula Tbk	14/01/2008
5	BAPI	Bhakti Agung Propertindo Tbk	16/09/2019
6	BCIP	Bumi Citra Permai Tbk	11/12/2009
7	BEST	Bekasi Fajar Industrial Estate Tbk	10/04/2012
8	BIKA	Binakarya Jaya Abadi Tbk	14/07/2015
9	BIPP	Bhuwanatala Indah Permai Tbk	23/10/1995
10	BKDP	Bukit Darmo Property Tbk	15/06/2007
11	BKSL	Sentul City Tbk	28/07/1997
12	BSDE	Bumi Serpong Damai Tbk	06/06/2008
13	CITY	Natuna City Development Tbk	28/09/2018
14	CPRI	Capri Nusa Satu Property Tbk	11/04/2019
15	CTRA	Ciputra Development Tbk	28/03/1994
16	DART	Duta Anggada Realty Tbk	08/05/1990
17	DILD	Intiland Development Tbk	04/09/1991
18	DMAS	Puradelta Lestari Tbk	29/05/2015
19	DUTI	Duta Pertiwi Tbk	02/11/1994
20	ELTY	Bakrieland Development Tbk	30/10/1995
21	EMDE	Megapolitan Developments Tbk	12/01/2011
22	FMII	Fortune Mate Indonesia Tbk	30/06/2000
23	FORZ	Forza Land Indonesia Tbk	28/04/2017
24	GAMA	Gading Development Tbk	11/07/2012
25	GMTD	Gowa Makassar Tourism Development Tbk	11/12/2000
26	GPRA	Perdana Gapura Prima Tbk	10/10/2007
27	GWSA	Greenwood Sejahtera Tbk	23/12/2011
28	JRPT	Jaya Real Property Tbk	29/06/1994
29	KIJA	Kawasan Industri Jababeka Tbk	10/01/1995
30	KOTA	DMS Propertindo Tbk	09/07/2019
31	LAND	Trimitra Propertindo Tbk	23/08/2018
32	LCGP	Eureka Prima Jakarta Tbk	13/07/2007
33	LPCK	Lippo Cikarang Tbk	24/07/1997
34	LPKR	Lippo Karawaci Tbk	28/06/1996
35	MABA	Marga Abhinaya Abadi bk	22/06/2017
36	MDLN	Moderland Realty Tbk	18/01/1993

37	MKPI	Metropolitan Kentjana Tbk	10/07/2009
38	MMLP	Mega Manunggal Property Tbk	12/06/2015
39	MPRO	PT Maha Properti Indonesia Tbk	09/10/2018
40	MTLA	Metropolitan Land Tbk	20/06/2011
41	MTSM	Metro Realty Tbk	08/01/1992
42	NIRO	City Retail Development Tbk	13/09/2012
43	NZIA	Nusantara Almazia Tbk	25/09/2019
44	MORE	Indonesia Prima Property Tbk	22/08/1994
45	PAMG	Bima Sakti Pertiwi Tbk	05/07/2019
46	PLIN	Plaza Indonesia Realty Tbk	15/06/1992
47	POLI	Pollux Investasi Internasional Tbk	10/01/2019
48	POLL	Pollux Property Indonesia Tbk	11/07/2018
49	POSA	Bliss Property Indonesia Tbk	10/05/2019
50	PPRO	PP Property Tbk	19/05/2015
51	PWON	Pakuwon Jati Tbk	09/10/1989
52	RBMS	Ristia Bintang Mahkotasejati Tbk	19/12/1997
53	RDTX	Roda Vivatex Tbk	14/05/1990
54	REAL	Repower Asia Indonesia Tbk	06/12/2019
55	RISE	Jaya Sukses Makmur Sentosa Tbk	09/07/2018
56	RODA	Pikko Land Development Tbk	22/10/2001
57	SATU	Kota Satu Property Tbk	05/11/2018
58	SMDM	Suryamas Dutamakmur Tbk	12/10/1995
59	SMRA	Summarecon Agung Tbk	07/05/1990
60	TARA	PT Agung Semesta Sejahtera Tbk	11/07/2014
61	URBN	Urban Jakarta Propertindo Tbk	10/12/2018

Sumber : www.idx.co.id

**Daftar Sampel Perusahaan *Property* dan *Real Estate* Yang Terdaftar di BEI Tahun
2015-2021**

No	Kode	Nama Emiten	Tanggal IPO
1	APLN	Agung Podomoro Land Tbk	11/11/2010
2	ASRI	Alam Sutera Realty Tbk	18/12/2007
3	BAPA	Bekasi Asri Pemula Tbk	14/01/2008
4	BCIP	Bumi Citra Permai Tbk	11/12/2009
5	BEST	Bekasi Fajar Industrial Estate Tbk	10/04/2012
6	BIPP	Bhuwanatala Indah Permai Tbk	23/10/1995
7	BKSL	Sentul City Tbk	28/07/1997
8	BSDE	Bumi Serpong Damai Tbk	06/06/2008
9	CTRA	Ciputra Development Tbk	28/03/1994
10	DART	Duta Anggada Realty Tbk	08/05/1990
11	DILD	Intiland Development Tbk	04/09/1991
12	DUTI	Duta Pertiwi Tbk	02/11/1994
13	EMDE	Megapolitan Developments Tbk	12/01/2011
14	FMII	Fortune Mate Indonesia Tbk	30/06/2000
15	GMTD	Gowa Makassar Tourism Development Tbk	11/12/2000
16	GPRA	Perdana Gapura Prima Tbk	10/10/2007
17	GWSA	Greenwood Sejahtera Tbk	23/12/2011
18	JRPT	Jaya Real Property Tbk	29/06/1994
19	KIJA	Kawasan Industri Jababeka Tbk	10/01/1995
20	LPCK	Lippo Cikarang Tbk	24/07/1997
21	LPKR	Lippo Karawaci Tbk	28/06/1996
22	MDLN	Moderland Realty Tbk	18/01/1993
23	MKPI	Metropolitan Kentjana Tbk	10/07/2009
24	MTSM	Metro Realty Tbk	08/01/1992
25	PLIN	Plaza Indonesia Realty Tbk	15/06/1992
26	PWON	Pakuwon Jati Tbk	09/10/1989
27	RBMS	Ristia Bintang Mahkotasejati Tbk	19/12/1997
28	RDTX	Roda Vivatex Tbk	14/05/1990
29	RODA	Pikko Land Development Tbk	22/10/2001
30	SMDM	Suryamas Dutamakmur Tbk	12/10/1995
31	SMRA	Summarecon Agung Tbk	07/05/1990

Sumber : www.idx.co.id

LAMPIRAN 2

(Data Kriteria Pengambilan Sampel Perusahaan Properti
dan *Real Estate* Periode 2015-2021)



22	FMII	Fortune Mate Indonesia Tbk	✓	✓	✓	✓	✓	✓	✓	1
23	FORZ	Forza Land Indonesia Tbk	-	-	-	✓	✓	-	-	0
24	GAMA	Gading Development Tbk	-	✓	✓	✓	✓	✓	-	0
25	GMTD	Gowa Makassar Tourism Development Tbk	✓	✓	✓	✓	✓	✓	✓	1
26	GPRA	Perdana Gapura Prima Tbk	✓	✓	✓	✓	✓	✓	✓	1
27	GWSA	Greenwood Sejahtera Tbk	✓	✓	✓	✓	✓	✓	✓	1
28	JRPT	Jaya Real Property Tbk	✓	✓	✓	✓	✓	✓	✓	1
29	KIJA	Kawasan Industri Jababeka Tbk	✓	✓	✓	✓	✓	✓	✓	1
30	KOTA	DMS Propertindo Tbk	-	-	-	✓	✓	✓	-	0
31	LAND	Trimitra Propertindo Tbk	-	-	-	✓	✓	✓	-	0
32	LCGP	Eureka Prima Jakarta Tbk	-	-	✓	✓	✓	✓	-	0
33	LPCK	Lippo Cikarang Tbk	✓	✓	✓	✓	✓	✓	✓	1
34	LPKR	Lippo Karawaci Tbk	✓	✓	✓	✓	✓	✓	✓	1
35	MABA	Marga Abhinaya Abadi Tbk	-	✓	✓	✓	✓	-	-	0
36	MDLN	Moderland Realty Tbk	✓	✓	✓	✓	✓	✓	✓	1
37	MKPI	Metropolitan Kentjana Tbk	✓	✓	✓	✓	✓	✓	✓	1
38	MMLP	Mega Manunggal Property Tbk	-	✓	✓	✓	✓	✓	✓	0
39	MPRO	PT Maha Properti Indonesia Tbk	-	-	-	✓	✓	✓	-	0
40	MTLA	Metropolitan Land Tbk	-	✓	✓	✓	✓	✓	✓	0
41	MTSM	Metro Realty Tbk	✓	✓	✓	✓	✓	✓	✓	1
42	NIRO	City Retail Development Tbk	-	-	✓	✓	✓	✓	-	0
43	NZIA	Nusantara Almazia Tbk	-	-	✓	✓	✓	✓	✓	0
44	MORE	Indonesia Prima Property Tbk	-	✓	✓	✓	✓	✓	✓	0
45	PAMG	Bima Sakti Pertiwi Tbk	-	-	-	✓	✓	✓	✓	0
46	PLIN	Plaza Indonesia Realty Tbk	✓	✓	✓	✓	✓	✓	✓	1
47	POLI	Pollux Investasi Internasional Tbk	-	-	-	✓	✓	✓	-	0
48	POLL	Pollux Property Indonesia Tbk	-	-	-	✓	✓	✓	-	0

49	POSA	Bliss Property Indonesia Tbk	-	-	-	✓	✓	✓	✓	0
50	PPRO	PP Property Tbk	-	✓	✓	✓	✓	✓	✓	0
51	PWON	Pakuwon Jati Tbk	✓	✓	✓	✓	✓	✓	✓	1
52	RBMS	Ristia Bintang Mahkotasejati Tbk	✓	✓	✓	✓	✓	✓	✓	1
53	RDTX	Roda Vivatex Tbk	✓	✓	✓	✓	✓	✓	✓	1
54	REAL	Repower Asia Indonesia Tbk	-	-	-	✓	✓	✓	✓	0
55	RISE	Jaya Sukses Makmur Sentosa Tbk	-	-	✓	✓	✓	✓	✓	0
56	RODA	Pikko Land Development Tbk	✓	✓	✓	✓	✓	✓	✓	1
57	SATU	Kota Satu Property Tbk	-	✓	✓	✓	✓	✓	✓	0
58	SMDM	Suryamas Dutamakmur Tbk	✓	✓	✓	✓	✓	✓	✓	1
59	SMRA	Summarecon Agung Tbk	✓	✓	✓	✓	✓	✓	✓	1
60	TARA	PT Agung Semesta Sejahtera Tbk	-	-	-	✓	✓	✓	✓	0
61	URBN	Urban Jakarta Propertindo Tbk	-	-	-	✓	✓	✓	✓	0
JUMLAH SAMPEL										31

Sumber : www.idx.co.id , data diolah (2022)



The logo of Universitas Muhammadiyah Ponorogo is a purple shield-shaped emblem. It features a central sunburst with Arabic calligraphy, flanked by a green laurel wreath and a green chain of white flowers. The text "UNIVERSITAS MUHAMMADIYAH" is written in white along the top inner edge, and "PONOROGO" is written along the bottom inner edge. Two white stars are positioned on the left and right sides of the bottom edge.

LAMPIRAN 3

(Rekapitulasi Variabel Data Perusahaan *Property* dan *Real Estate* Periode 2015-2021)

No	Kode	Tahun	Current Asset	Current Liabilities	Total Asset
			(a)	(b)	(c)
1	APLN	2015	Rp 9.781.716.400	Rp 7.041.359.652	Rp 24.559.174.988
		2016	Rp 8.173.958.870	Rp 7.654.752.699	Rp 25.711.953.382
		2017	Rp 9.432.973.701.000	Rp 7.220.222.779.000	Rp 28.790.116.014.000
		2018	Rp 8.275.422.732.000	Rp 7.838.705.276.000	Rp 29.583.829.904.000
		2019	Rp 8.170.838.065.000	Rp 4.909.431.582.000	Rp 29.460.345.080.000
		2020	Rp 11.676.576.495.000	Rp 6.158.911.981.000	Rp 30.391.359.956.000
		2021	Rp 11.958.891.761.000	Rp 7.314.345.544.000	Rp 29.611.111.193.000
2	ASRI	2015	Rp 2.698.917.559.000	Rp 3.752.467.213.000	Rp 18.709.870.126.000
		2016	Rp 3.082.309.251.000	Rp 3.434.222.096.000	Rp 20.186.130.682.000
		2017	Rp 2.317.958.282.000	Rp 3.143.479.123.000	Rp 20.728.430.487.000
		2018	Rp 1.449.848.156.000	Rp 2.224.534.970.000	Rp 20.890.925.564.000
		2019	Rp 2.521.030.734.000	Rp 1.923.805.487.000	Rp 21.893.272.005.000
		2020	Rp 2.156.001.152.000	Rp 3.198.161.431.000	Rp 21.226.814.871.000
		2021	Rp 3.034.403.543.000	Rp 3.633.263.428.000	Rp 21.933.974.714.000
3	BAPA	2015	Rp 128.343.303.140	Rp 61.733.471.306	Rp 175.743.601.667
		2016	Rp 132.740.526.919	Rp 60.816.048.518	Rp 179.260.878.116
		2017	Rp 129.366.818.834	Rp 46.925.207.597	Rp 174.597.685.587
		2018	Rp 111.158.452.972	Rp 32.952.164.436	Rp 1.663.134.437.729
		2019	Rp 106.498.735.012	Rp 4.280.173.029	Rp 143.136.436.717
		2020	Rp 107.744.636.327	Rp 7.445.381.494	Rp 142.306.771.029
		2021	Rp 106.400.639.866	Rp 6.843.248.577	Rp 139.570.998.335
4	BCIP	2015	Rp 216.053.819.966	Rp 196.227.771.494	Rp 672.554.159.879
		2016	Rp 255.016.680.651	Rp 163.093.142.366	Rp 789.137.743.984
		2017	Rp 272.114.193.316	Rp 229.389.300.728	Rp 843.447.229.256
		2018	Rp 229.296.017.008	Rp 204.275.610.836	Rp 849.799.701.091
		2019	Rp 391.674.006.298	Rp 283.080.536.190	Rp 867.065.425.451
		2020	Rp 395.767.984.973	Rp 308.300.895.925	Rp 909.264.462.663
		2021	Rp 347.736.855.343	Rp 101.144.035.422	Rp 887.073.065.396
5	BEST	2015	Rp 1.508.625.079.130	Rp 384.484.715.527	Rp 4.631.315.439.422
		2016	Rp 1.848.611.926.078	Rp 544.672.535.900	Rp 5.205.373.116.830
		2017	Rp 2.044.717.085.481	Rp 740.813.856.691	Rp 5.719.000.999.540
		2018	Rp 2.755.020.904.347	Rp 355.040.758.137	Rp 6.290.126.551.391
		2019	Rp 2.600.730.976.855	Rp 228.163.127.983	Rp 6.399.477.523.890
		2020	Rp 2.722.827.270.198	Rp 258.669.858.995	Rp 6.282.180.229.732
		2021	Rp 2.512.714.351.541	Rp 432.585.170.220	Rp 6.046.212.385.412
6	BIPP	2015	Rp 124.366.098.795	Rp 106.035.549.078	Rp 1.324.396.226.004
		2016	Rp 98.981.852.198	Rp 75.330.661.077	Rp 1.648.021.678.720
		2017	Rp 118.585.246.238	Rp 106.459.750.880	Rp 1.748.640.897.106
		2018	Rp 853.073.361.939	Rp 537.705.678.421	Rp 2.063.247.282.902
		2019	Rp 986.581.368.104	Rp 607.830.954.825	Rp 2.167.012.633.198
		2020	Rp 987.418.770.826	Rp 378.439.919.105	Rp 2.126.525.330.314
		2021	Rp 984.765.863.843	Rp 366.079.648.188	Rp 2.044.686.725.854
7	BKSL	2015	Rp 4.191.414.243.140	Rp 3.227.924.826.605	Rp 11.145.896.809.593
		2016	Rp 4.019.040.145.498	Rp 2.848.671.180.828	Rp 11.359.506.311.011

		2017	Rp	4.596.876.388.019	Rp	2.954.287.128.281	Rp	14.977.041.120.833
		2018	Rp	4.547.349.270.546	Rp	3.093.284.238.071	Rp	16.252.732.184.207
		2019	Rp	4.726.295.211.213	Rp	3.303.530.868.409	Rp	17.275.272.609.213
		2020	Rp	4.588.731.043.660	Rp	3.270.161.549.357	Rp	18.371.229.973.821
		2021	Rp	4.688.435.244.197	Rp	1.692.127.805.105	Rp	16.654.989.338.161
8	BSDE	2015	Rp	16.789.559.633.165	Rp	6.146.403.064.486	Rp	36.022.148.489.646
		2016	Rp	16.563.751.088.957	Rp	5.690.838.899.963	Rp	38.536.825.180.203
		2017	Rp	17.964.523.956.819	Rp	7.568.816.957.723	Rp	45.951.188.475.157
		2018	Rp	20.948.678.473.652	Rp	6.231.233.383.026	Rp	52.101.492.204.552
		2019	Rp	24.256.712.740.291	Rp	6.159.441.542.866	Rp	54.444.849.052.447
		2020	Rp	28.364.293.488.112	Rp	11.832.682.024.655	Rp	60.862.926.586.750
		2021	Rp	28.397.860.868.620	Rp	10.967.892.740.436	Rp	61.469.712.165.656
9	CTRA	2015	Rp	12.022.907.000.000	Rp	801.355.000.000	Rp	26.258.718.000.000
		2016	Rp	13.679.419.000.000	Rp	7.311.044.000.000	Rp	29.072.250.000.000
		2017	Rp	15.167.178.000.000	Rp	7.782.985.000.000	Rp	31.706.163.000.000
		2018	Rp	16.151.959.000.000	Rp	7.994.843.000.000	Rp	34.289.017.000.000
		2019	Rp	18.195.176.000.000	Rp	8.368.189.000.000	Rp	26.196.024.000.000
		2020	Rp	20.645.595.000.000	Rp	11.609.414.000.000	Rp	39.255.187.000.000
		2021	Rp	21.894.719.000.000	Rp	10.963.375.000.000	Rp	40.668.411.000.000
10	DART	2015	Rp	491.950.977.000	Rp	740.783.157.000	Rp	5.739.863.241.000
		2016	Rp	389.911.953.000	Rp	605.141.343.000	Rp	6.066.257.596.000
		2017	Rp	357.528.621.000	Rp	666.459.963.000	Rp	6.360.845.609.000
		2018	Rp	320.389.809.000	Rp	814.186.066.000	Rp	6.905.286.394.000
		2019	Rp	255.695.907.000	Rp	1.432.033.724.000	Rp	6.880.951.291.000
		2020	Rp	182.368.717.000	Rp	609.340.883.000	Rp	6.656.120.982.000
		2021	Rp	188.892.861.000	Rp	1.287.069.124.000	Rp	6.604.034.590.000
11	DILD	2015	Rp	2.925.607.417.725	Rp	3.285.725.170.548	Rp	10.288.572.076.882
		2016	Rp	3.034.100.322.892	Rp	3.292.500.606.947	Rp	11.840.056.936.442
		2017	Rp	3.606.927.662.938	Rp	4.103.191.556.657	Rp	13.097.184.984.411
		2018	Rp	4.815.971.556.575	Rp	4.767.907.514.355	Rp	14.215.535.191.206
		2019	Rp	4.180.236.974.066	Rp	3.550.608.637.032	Rp	14.777.496.292.639
		2020	Rp	4.517.663.051.391	Rp	4.367.599.682.705	Rp	15.701.872.562.921
		2021	Rp	6.668.818.368.239	Rp	6.489.247.592.873	Rp	16.461.784.737.635
12	DUTI	2015	Rp	4.344.386.190.061	Rp	1.198.803.132.680	Rp	9.014.911.216.451
		2016	Rp	4.131.536.311.603	Rp	1.062.796.457.582	Rp	9.692.217.785.825
		2017	Rp	4.449.119.467.288	Rp	1.172.699.957.282	Rp	10.575.681.686.285
		2018	Rp	5.665.261.049.077	Rp	1.571.910.026.185	Rp	12.642.895.738.823
		2019	Rp	6.724.985.445.000	Rp	1.755.044.091.811	Rp	13.788.227.459.960
		2020	Rp	6.073.854.519.139	Rp	1.900.303.058.105	Rp	13.753.624.738.885
		2021	Rp	7.924.474.668.931	Rp	2.425.800.181.007	Rp	15.308.923.447.779
13	EMDE	2015	Rp	558.329.072.808	Rp	373.768.632.656	Rp	1.196.040.969.781
		2016	Rp	739.085.551.100	Rp	358.671.663.722	Rp	1.363.641.661.657
		2017	Rp	1.239.289.490.850	Rp	410.834.297.149	Rp	1.868.623.723.806
		2018	Rp	1.444.946.388.625	Rp	484.290.316.125	Rp	2.096.614.260.152
		2019	Rp	1.513.884.585.928	Rp	381.032.836.607	Rp	2.143.944.238.365
		2020	Rp	1.851.347.307.718	Rp	887.763.447.554	Rp	2.454.054.273.495

		2021	Rp 1.488.507.549.729	Rp 1.001.239.817.402	Rp 3.728.638.990.780
14	FMIH	2015	Rp 324.764.064.236	Rp 105.801.761.072	Rp 584.000.536.156
		2016	Rp 378.172.654.730	Rp 96.092.215.801	Rp 771.547.611.433
		2017	Rp 284.022.424.384	Rp 80.118.701.639	Rp 801.479.951.527
		2018	Rp 383.811.502.955	Rp 118.630.021.417	Rp 940.955.391.343
		2019	Rp 274.783.145.871	Rp 94.605.074.884	Rp 891.866.986.266
		2020	Rp 267.197.000.000	Rp 81.634.000.000	Rp 870.707.000.000
		2021	Rp 248.069.000.000	Rp 193.807.000.000	Rp 869.030.000.000
15	GMTD	2015	Rp 545.869.132.053	Rp 512.933.237.967	Rp 1.273.990.253.786
		2016	Rp 507.850.267.365	Rp 435.869.175.502	Rp 1.229.172.450.340
		2017	Rp 496.232.085.534	Rp 415.385.986.414	Rp 1.242.714.753.944
		2018	Rp 476.746.263.941	Rp 347.661.140.865	Rp 1.252.862.156.022
		2019	Rp 459.255.257.724	Rp 281.738.984.352	Rp 1.107.518.134.867
		2020	Rp 466.605.508.681	Rp 335.120.216.073	Rp 987.323.142.096
		2021	Rp 493.500.638.906	Rp 290.368.704.875	Rp 1.072.934.636.699
16	GPRA	2015	Rp 1.360.614.642.936	Rp 435.263.158.794	Rp 1.574.174.572.164
		2016	Rp 1.397.068.988.664	Rp 331.170.103.999	Rp 1.569.319.030.878
		2017	Rp 1.251.300.687.717	Rp 272.405.382.675	Rp 1.499.462.028.211
		2018	Rp 1.346.121.491.173	Rp 236.047.703.080	Rp 1.536.453.590.418
		2019	Rp 1.512.917.760.432	Rp 328.957.173.572	Rp 1.705.918.986.765
		2020	Rp 1.453.805.827.200	Rp 409.260.780.295	Rp 1.727.361.676.947
		2021	Rp 1.379.043.374.866	Rp 464.080.854.956	Rp 1.760.551.462.449
17	GWSA	2015	Rp 809.864.098.222	Rp 230.319.789.255	Rp 6.805.277.762.308
		2016	Rp 810.592.847.200	Rp 92.102.697.715	Rp 6.963.273.062.204
		2017	Rp 899.462.126.460	Rp 108.794.083.687	Rp 7.200.861.383.403
		2018	Rp 1.174.187.644.192	Rp 150.466.366.721	Rp 7.491.033.825.272
		2019	Rp 1.250.403.227.981	Rp 430.963.598.546	Rp 7.601.642.820.703
		2020	Rp 1.267.248.705.818	Rp 78.876.768.041	Rp 7.543.459.452.387
		2021	Rp 1.250.715.596.829	Rp 50.437.597.750	Rp 7.558.387.262.329
18	JRPT	2015	Rp 2.920.132.548	Rp 2.974.359.377	Rp 7.578.101.438
		2016	Rp 3.033.295.022	Rp 3.111.632.814	Rp 8.484.436.652
		2017	Rp 3.448.797.910	Rp 3.093.711.769	Rp 9.472.682.688
		2018	Rp 3.923.648.209	Rp 3.480.039.223	Rp 10.541.248.257
		2019	Rp 3.882.837.365.000	Rp 3.385.768.357.000	Rp 11.164.935.100.000
		2020	Rp 4.189.170.733.000	Rp 3.244.809.938.000	Rp 11.481.521.265.000
		2021	Rp 3.372.963.980.000	Rp 3.283.208.945.000	Rp 11.748.147.834.000
19	KIJA	2015	Rp 6.645.564.014.345	Rp 1.047.210.764.452	Rp 9.740.694.660.705
		2016	Rp 7.458.654.240.223	Rp 1.157.245.481.727	Rp 10.733.598.205.115
		2017	Rp 7.677.631.812.368	Rp 1.067.196.855.057	Rp 11.266.320.312.348
		2018	Rp 8.182.825.873.086	Rp 1.144.917.357.852	Rp 11.783.772.244.027
		2019	Rp 8.540.885.742.465	Rp 1.395.923.707.329	Rp 12.184.611.579.312
		2020	Rp 8.519.726.344.155	Rp 1.378.761.274.765	Rp 12.200.175.979.870
		2021	Rp 8.638.908.717.781	Rp 1.320.149.276.793	Rp 12.292.090.330.026
20	LPCK	2015	Rp 4.283.677.477.706	Rp 1.140.995.759.536	Rp 5.476.757.336.509
		2016	Rp 4.584.789.803.654	Rp 922.152.443.756	Rp 5.653.153.184.505
		2017	Rp 10.129.334.000.000	Rp 1.743.341.000.000	Rp 12.455.503.000.000

		2018	Rp 5.852.962.000.000	Rp 982.490.000.000	Rp 9.225.622.000.000
		2019	Rp 6.298.071.000.000	Rp 950.785.000.000	Rp 12.219.228.000.000
		2020	Rp 6.755.980.000.000	Rp 2.158.098.000.000	Rp 9.719.570.000.000
		2021	Rp 6.226.638.000.000	Rp 1.966.681.000.000	Rp 9.134.537.000.000
21	LPKR	2015	Rp 33.576.937.000.000	Rp 4.856.884.000.000	Rp 41.326.558.000.000
		2016	Rp 37.453.409.000.000	Rp 6.866.309.000.000	Rp 45.603.683.000.000
		2017	Rp 44.921.927.000.000	Rp 8.745.186.000.000	Rp 56.772.116.000.000
		2018	Rp 33.046.506.000.000	Rp 8.204.921.000.000	Rp 49.083.460.000.000
		2019	Rp 37.197.250.000.000	Rp 6.881.251.000.000	Rp 55.079.585.000.000
		2020	Rp 33.078.230.000.000	Rp 10.573.858.000.000	Rp 51.865.480.000.000
		2021	Rp 31.374.902.000.000	Rp 9.605.967.000.000	Rp 52.080.936.000.000
22	MDLN	2015	Rp 3.145.580.271.086	Rp 3.150.692.483.079	Rp 12.843.050.665.229
		2016	Rp 3.921.828.260.101	Rp 2.917.040.996.619	Rp 14.540.108.285.179
		2017	Rp 3.158.284.474.516	Rp 2.374.364.859.671	Rp 14.599.669.337.351
		2018	Rp 3.379.233.815.963	Rp 1.539.785.994.579	Rp 15.227.479.982.230
		2019	Rp 3.861.731.207.805	Rp 2.004.495.457.707	Rp 16.125.557.867.483
		2020	Rp 2.388.191.472.756	Rp 9.295.120.926.887	Rp 14.850.039.389.857
		2021	Rp 3.395.447.292.615	Rp 3.469.212.455.512	Rp 14.539.539.040.795
23	MKPI	2015	Rp 2.129.044.655.432	Rp 2.287.442.720.863	Rp 5.709.371.372.467
		2016	Rp 2.371.095.095.740	Rp 2.132.759.200.507	Rp 6.612.200.867.199
		2017	Rp 2.106.111.311.420	Rp 1.324.939.909.545	Rp 6.828.046.514.843
		2018	Rp 1.622.783.914.689	Rp 864.766.415.319	Rp 7.008.254.843.361
		2019	Rp 1.141.219.410.744	Rp 945.950.522.245	Rp 7.275.234.517.578
		2020	Rp 879.975.478.975	Rp 939.808.397.416	Rp 7.622.918.065.733
		2021	Rp 1.032.021.454.100	Rp 1.059.762.104.835	Rp 7.994.282.432.092
24	MTSM	2015	Rp 65.876.305.906	Rp 4.209.997.730	Rp 88.172.596.470
		2016	Rp 61.971.183.173	Rp 3.250.110.881	Rp 84.641.766.703
		2017	Rp 47.437.556.536	Rp 4.153.496.218	Rp 80.234.783.495
		2018	Rp 16.698.022.321	Rp 4.801.266.631	Rp 75.129.492.493
		2019	Rp 20.114.756.713	Rp 12.186.971.999	Rp 76.461.609.634
		2020	Rp 22.399.616.199	Rp 14.484.565.017	Rp 72.921.362.051
		2021	Rp 35.841.993.100	Rp 15.589.100.213	Rp 69.927.105.928
25	PLIN	2015	Rp 1.248.002.024.000	Rp 746.556.660.000	Rp 4.671.089.985.000
		2016	Rp 833.290.615.000	Rp 1.370.475.589.000	Rp 4.586.569.370.000
		2017	Rp 961.962.801.000	Rp 824.154.197.000	Rp 4.639.438.405.000
		2018	Rp 1.412.275.572.000	Rp 1.135.313.268.000	Rp 15.143.755.490.000
		2019	Rp 956.474.290.000	Rp 582.233.582.000	Rp 12.548.031.316.000
		2020	Rp 1.234.393.319.000	Rp 418.601.976.000	Rp 11.815.911.491.000
		2021	Rp 1.322.053.365.000	Rp 432.930.770.000	Rp 11.929.479.831.000
26	PWON	2015	Rp 5.408.561.738.000	Rp 4.423.677.906.000	Rp 18.778.122.467.000
		2016	Rp 6.126.852.547.000	Rp 4.618.261.907.000	Rp 20.674.141.654.000
		2017	Rp 8.427.605.641.000	Rp 4.913.178.190.000	Rp 14.931.112.095.000
		2018	Rp 9.472.787.624.000	Rp 4.096.381.121.000	Rp 25.018.080.224.000
		2019	Rp 9.642.587.369.000	Rp 3.373.096.633.000	Rp 26.095.153.343.000
		2020	Rp 8.590.023.831.000	Rp 4.336.698.236.000	Rp 26.458.805.377.000
		2021	Rp 11.453.040.378.000	Rp 3.018.980.942.000	Rp 28.866.081.129.000

27	RBMS	2015	Rp 65.561.714.852	Rp 16.595.409.479	Rp 191.275.595.985
		2016	Rp 65.701.646.593	Rp 52.990.947.678	Rp 395.301.532.428
		2017	Rp 114.982.009.855	Rp 80.001.583.655	Rp 432.055.786.199
		2018	Rp 298.062.795.147	Rp 140.941.418.487	Rp 897.968.027.638
		2019	Rp 146.858.246.203	Rp 55.003.737.709	Rp 806.591.455.280
		2020	Rp 103.726.849.704	Rp 49.986.583.175	Rp 760.445.865.842
		2021	Rp 94.977.781.333	Rp 34.013.707.388	Rp 771.096.800.598
28	RDTX	2015	Rp 393.063.035.229	Rp 190.680.585.085	Rp 1.872.158.609.529
		2016	Rp 568.220.662.200	Rp 174.693.849.365	Rp 2.101.753.788.854
		2017	Rp 551.269.481.158	Rp 119.405.075.125	Rp 2.280.461.717.989
		2018	Rp 542.644.351.154	Rp 120.721.746.865	Rp 2.526.489.781.165
		2019	Rp 294.344.906.322	Rp 141.004.370.457	Rp 2.795.788.452.762
		2020	Rp 307.484.383.047	Rp 111.942.149.785	Rp 2.971.061.771.714
		2021	Rp 464.028.004.432	Rp 146.965.834.672	Rp 3.161.105.356.526
29	RODA	2015	Rp 1.407.825.646.900	Rp 434.968.959.492	Rp 3.232.242.644.731
		2016	Rp 1.880.836.875.961	Rp 349.448.918.376	Rp 3.428.743.677.749
		2017	Rp 2.233.623.754.561	Rp 386.940.489.024	Rp 3.548.567.553.465
		2018	Rp 1.733.102.868.352	Rp 401.006.095.219	Rp 3.988.656.612.638
		2019	Rp 1.777.270.200.743	Rp 521.745.951.755	Rp 3.911.163.391.136
		2020	Rp 1.864.919.947.046	Rp 924.099.584.524	Rp 3.936.147.888.286
		2021	Rp 1.557.988.292.491	Rp 423.396.641.682	Rp 2.650.686.851.644
30	SMDM	2015	Rp 1.009.206.130.000	Rp 485.999.275.000	Rp 3.154.581.181.000
		2016	Rp 820.460.129.040	Rp 95.900.900.686	Rp 3.098.989.165.921
		2017	Rp 876.583.776.938	Rp 92.624.163.578	Rp 3.141.680.323.403
		2018	Rp 886.958.604.049	Rp 388.229.372.720	Rp 3.158.642.385.060
		2019	Rp 914.972.706.804	Rp 442.630.720.460	Rp 3.213.173.105.916
		2020	Rp 920.069.306.444	Rp 366.957.816.969	Rp 3.201.910.904.021
		2021	Rp 1.029.230.974.889	Rp 433.228.532.976	Rp 3.303.511.723.151
31	SMRA	2015	Rp 7.289.681.520.000	Rp 4.409.686.044.000	Rp 18.758.262.022.000
		2016	Rp 8.698.817.086.000	Rp 4.217.371.371.528.000	Rp 20.810.319.657.000
		2017	Rp 9.158.268.565.000	Rp 6.275.827.667.000	Rp 21.662.711.991.000
		2018	Rp 10.498.095.322.000	Rp 7.229.216.830.000	Rp 23.299.242.068.000
		2019	Rp 11.150.744.753.000	Rp 9.017.332.185.000	Rp 24.441.657.276.000
		2020	Rp 11.888.917.644.000	Rp 8.359.155.158.000	Rp 24.922.532.224.000
		2021	Rp 13.030.535.603.000	Rp 6.968.765.921.000	Rp 26.049.716.678.000

Sumber: Data diolah, 2022

No	Kode	Tahun	Total Liabilities		Total Equity	
			(d)		(e)	
					(f)	
1	APLN	2015	Rp	15.486.516.060	Rp	9.072.668.928
		2016	Rp	15.741.190.673	Rp	9.970.762.709
		2017	Rp	17.293.138.465.000	Rp	11.496.977.549.000
		2018	Rp	17.454.997.921.000	Rp	12.128.831.983.000
		2019	Rp	16.624.399.470.000	Rp	12.835.945.610.000
		2020	Rp	19.036.134.922.000	Rp	11.355.225.034.000
		2021	Rp	19.071.333.513.000	Rp	10.539.777.680.000
2	ASRI	2015	Rp	12.107.460.464.000	Rp	6.602.409.662.000
		2016	Rp	12.998.285.601.000	Rp	7.187.845.081.000
		2017	Rp	12.155.738.907.000	Rp	8.572.691.580.000
		2018	Rp	11.339.568.456.000	Rp	9.551.357.108.000
		2019	Rp	11.332.052.391.000	Rp	10.562.219.614.000
		2020	Rp	11.840.666.961.000	Rp	9.386.814.910.000
		2021	Rp	12.397.883.478.000	Rp	9.536.091.236.000
3	BAPA	2015	Rp	74.812.450.750	Rp	100.931.150.917
		2016	Rp	72.040.603.450	Rp	107.220.274.666
		2017	Rp	50.436.535.507	Rp	124.161.150.080
		2018	Rp	34.487.972.413	Rp	131.825.465.316
		2019	Rp	7.526.048.776	Rp	135.610.387.941
		2020	Rp	8.098.923.359	Rp	134.207.847.670
		2021	Rp	7.171.085.839	Rp	132.399.912.496
4	BCIP	2015	Rp	417.449.370.209	Rp	255.104.789.669
		2016	Rp	483.773.183.279	Rp	305.364.560.705
		2017	Rp	483.271.261.151	Rp	360.175.968.107
		2018	Rp	439.430.278.694	Rp	410.369.422.399
		2019	Rp	433.530.491.804	Rp	433.534.933.647
		2020	Rp	462.672.453.925	Rp	446.592.008.738
		2021	Rp	440.374.923.594	Rp	446.698.141.802
5	BEST	2015	Rp	1.589.160.166.683	Rp	3.042.155.272.739
		2016	Rp	1.814.537.354.523	Rp	3.390.835.762.307
		2017	Rp	1.870.815.438.091	Rp	3.848.185.561.449
		2018	Rp	2.118.132.306.800	Rp	4.171.994.244.591
		2019	Rp	1.930.728.238.615	Rp	4.468.749.285.275
		2020	Rp	1.925.532.126.081	Rp	4.356.657.103.651
		2021	Rp	1.752.315.039.995	Rp	4.293.897.345.417
6	BIPP	2015	Rp	247.411.164.002	Rp	1.076.985.062.002
		2016	Rp	444.202.117.934	Rp	1.203.819.560.786
		2017	Rp	534.787.535.126	Rp	1.213.853.361.980

		2018	Rp 932.018.121.876	Rp 1.131.229.161.026	Rp 1.131.229.161.026
		2019	Rp 1.045.504.866.617	Rp 1.121.507.766.581	Rp 1.121.507.766.581
		2020	Rp 919.581.439.010	Rp 1.206.943.891.304	Rp 1.206.943.891.304
		2021	Rp 889.578.514.261	Rp 1.155.108.211.593	Rp 1.155.108.211.593
7	BKSL	2015	Rp 4.596.177.463.580	Rp 6.549.719.346.013	Rp 6.549.719.346.013
		2016	Rp 4.199.257.402.891	Rp 7.160.248.908.120	Rp 7.160.248.908.120
		2017	Rp 5.034.486.488.719	Rp 9.942.554.632.114	Rp 9.942.554.632.114
		2018	Rp 5.631.606.614.993	Rp 10.621.125.569.214	Rp 10.621.125.569.214
		2019	Rp 6.578.349.800.074	Rp 10.696.922.809.139	Rp 10.696.922.809.139
		2020	Rp 8.121.131.006.426	Rp 10.250.098.967.395	Rp 10.250.098.967.395
		2021	Rp 6.168.939.794.466	Rp 10.486.049.543.695	Rp 10.486.049.543.695
8	BSDE	2015	Rp 13.925.458.006.310	Rp 22.096.690.483.336	Rp 22.096.690.483.336
		2016	Rp 14.074.217.874.315	Rp 24.462.607.305.888	Rp 24.462.607.305.888
		2017	Rp 16.754.337.385.933	Rp 29.196.851.089.224	Rp 29.196.851.089.224
		2018	Rp 21.814.594.254.302	Rp 30.286.897.950.250	Rp 30.286.897.950.250
		2019	Rp 20.897.343.170.602	Rp 33.547.505.881.845	Rp 33.547.505.881.845
		2020	Rp 26.391.824.110.926	Rp 34.471.102.475.824	Rp 34.471.102.475.824
		2021	Rp 25.575.995.151.814	Rp 35.893.717.013.842	Rp 35.893.717.013.842
9	CTRA	2015	Rp 13.208.497.000.000	Rp 13.050.221.000.000	Rp 13.050.221.000.000
		2016	Rp 14.774.323.000.000	Rp 14.297.927.000.000	Rp 14.297.927.000.000
		2017	Rp 16.255.398.000.000	Rp 15.450.765.000.000	Rp 15.450.765.000.000
		2018	Rp 17.644.741.000.000	Rp 16.644.276.000.000	Rp 16.644.276.000.000
		2019	Rp 18.434.456.000.000	Rp 17.761.568.000.000	Rp 17.761.568.000.000
		2020	Rp 21.797.659.000.000	Rp 17.457.528.000.000	Rp 17.457.528.000.000
		2021	Rp 21.274.214.000.000	Rp 19.394.197.000.000	Rp 19.394.197.000.000
10	DART	2015	Rp 2.311.459.415.000	Rp 3.428.403.826.000	Rp 3.428.403.826.000
		2016	Rp 2.442.909.056.000	Rp 3.623.348.540.000	Rp 3.623.348.540.000
		2017	Rp 2.801.378.185.000	Rp 3.559.467.424.000	Rp 3.559.467.424.000
		2018	Rp 3.329.371.379.000	Rp 3.575.915.015.000	Rp 3.575.915.015.000
		2019	Rp 3.565.822.980.000	Rp 3.315.128.311.000	Rp 3.315.128.311.000
		2020	Rp 3.742.012.201.000	Rp 2.914.108.781.000	Rp 2.914.108.781.000
		2021	Rp 4.100.747.128.000	Rp 2.503.287.462.000	Rp 2.503.287.462.000
11	DILD	2015	Rp 5.517.743.393.322	Rp 4.770.828.683.560	Rp 4.770.828.683.560
		2016	Rp 6.782.581.912.231	Rp 5.057.478.024.211	Rp 5.057.478.024.211
		2017	Rp 6.786.634.657.165	Rp 6.310.550.327.246	Rp 6.310.550.327.246
		2018	Rp 7.699.882.620.129	Rp 6.515.652.571.077	Rp 6.515.652.571.077
		2019	Rp 7.542.625.380.504	Rp 7.234.870.912.135	Rp 7.234.870.912.135
		2020	Rp 9.652.623.140.002	Rp 6.049.249.422.919	Rp 6.049.249.422.919
		2021	Rp 10.429.635.817.904	Rp 6.032.148.919.731	Rp 6.032.148.919.731
12	DUTI	2015	Rp 2.183.853.143.849	Rp 6.831.058.072.602	Rp 6.831.058.072.602

		2016	Rp 1.899.304.756.790	Rp 7.792.913.029.035	Rp 7.792.913.029.035
		2017	Rp 2.240.819.998.834	Rp 8.334.861.687.451	Rp 8.334.861.687.451
		2018	Rp 3.227.976.940.583	Rp 9.414.918.798.240	Rp 9.414.918.798.240
		2019	Rp 3.197.457.277.140	Rp 10.590.770.182.820	Rp 10.590.770.182.820
		2020	Rp 3.423.402.804.653	Rp 10.330.221.934.232	Rp 10.330.221.934.232
		2021	Rp 4.347.434.120.813	Rp 10.961.489.326.966	Rp 10.961.489.326.966
13	EMDE	2015	Rp 536.106.853.364	Rp 659.934.116.417	Rp 659.934.116.417
		2016	Rp 675.649.658.921	Rp 687.992.002.736	Rp 687.992.002.736
		2017	Rp 1.081.693.156.648	Rp 786.930.567.158	Rp 786.930.567.158
		2018	Rp 1.292.022.707.779	Rp 804.591.552.373	Rp 804.591.552.373
		2019	Rp 1.371.713.130.382	Rp 772.231.107.983	Rp 772.231.107.983
		2020	Rp 1.905.692.754.656	Rp 548.361.518.839	Rp 548.361.518.839
		2021	Rp 2.033.688.077.681	Rp 1.694.950.913.099	Rp 1.694.950.913.099
14	FMI	2015	Rp 138.730.216.120	Rp 445.270.320.036	Rp 445.270.320.036
		2016	Rp 98.838.157.454	Rp 672.709.453.979	Rp 672.709.453.979
		2017	Rp 119.588.203.666	Rp 681.891.747.861	Rp 681.891.747.861
		2018	Rp 265.462.614.782	Rp 675.492.776.561	Rp 675.492.776.561
		2019	Rp 264.399.707.766	Rp 627.467.278.500	Rp 627.467.278.500
		2020	Rp 245.524.000.000	Rp 625.183.000.000	Rp 625.183.000.000
		2021	Rp 233.332.000.000	Rp 635.698.000.000	Rp 635.698.000.000
15	GMTD	2015	Rp 719.732.960.562	Rp 554.257.293.224	Rp 554.257.293.224
		2016	Rp 590.413.630.191	Rp 638.758.820.149	Rp 638.758.820.149
		2017	Rp 538.877.693.247	Rp 703.837.060.697	Rp 703.837.060.697
		2018	Rp 488.790.826.773	Rp 764.071.329.249	Rp 764.071.329.249
		2019	Rp 417.348.795.064	Rp 690.169.339.803	Rp 690.169.339.803
		2020	Rp 402.384.335.106	Rp 584.938.806.990	Rp 584.938.806.990
		2021	Rp 515.861.813.615	Rp 557.072.823.084	Rp 557.072.823.084
16	GPRA	2015	Rp 626.943.804.650	Rp 947.230.767.514	Rp 947.230.767.514
		2016	Rp 559.139.315.183	Rp 1.010.179.715.695	Rp 1.010.179.715.695
		2017	Rp 466.150.365.014	Rp 1.033.311.672.197	Rp 1.033.311.672.197
		2018	Rp 454.440.028.598	Rp 1.082.013.561.820	Rp 1.082.013.561.820
		2019	Rp 573.167.523.724	Rp 1.132.751.463.041	Rp 1.132.751.463.041
		2020	Rp 674.113.858.270	Rp 1.053.247.818.677	Rp 1.053.247.818.677
		2021	Rp 654.638.555.294	Rp 1.105.912.907.155	Rp 1.105.912.907.155
17	GWSA	2015	Rp 536.331.978.128	Rp 6.268.945.784.180	Rp 6.268.945.784.180
		2016	Rp 478.485.384.788	Rp 6.484.787.677.416	Rp 6.484.787.677.416
		2017	Rp 524.360.986.056	Rp 6.676.500.397.347	Rp 6.676.500.397.347
		2018	Rp 597.490.070.576	Rp 6.893.543.754.696	Rp 6.893.543.754.696
		2019	Rp 580.184.785.916	Rp 7.021.458.034.787	Rp 7.021.458.034.787
		2020	Rp 575.037.098.734	Rp 6.968.422.353.653	Rp 6.968.422.353.653

		2021	Rp 536.139.596.371	Rp 6.995.247.665.958	Rp 6.995.247.665.958
18	JRPT	2015	Rp 3.437.170.298	Rp 4.140.931.140	Rp 4.140.931.140
		2016	Rp 3.578.037.749	Rp 4.906.398.903	Rp 4.906.398.903
		2017	Rp 3.496.187.155	Rp 5.976.495.533	Rp 5.976.495.533
		2018	Rp 3.847.899.580	Rp 6.693.348.687	Rp 6.693.348.687
		2019	Rp 3.762.437.184.000	Rp 7.402.497.916.000	Rp 7.402.497.916.000
		2020	Rp 3.606.436.882.000	Rp 7.875.084.383.000	Rp 7.875.084.383.000
		2021	Rp 3.594.354.650.000	Rp 8.153.793.184.000	Rp 8.153.793.184.000
19	KIJA	2015	Rp 4.762.940.390.118	Rp 4.977.754.270.587	Rp 4.977.754.270.587
		2016	Rp 5.095.107.624.314	Rp 5.638.490.580.801	Rp 5.638.490.580.801
		2017	Rp 5.366.080.073.786	Rp 5.900.240.238.562	Rp 5.900.240.238.562
		2018	Rp 5.731.263.365.834	Rp 6.052.508.878.193	Rp 6.052.508.878.193
		2019	Rp 5.877.596.349.996	Rp 6.307.015.229.316	Rp 6.307.015.229.316
		2020	Rp 5.939.921.471.289	Rp 6.260.254.508.581	Rp 6.260.254.508.581
		2021	Rp 5.920.079.958.943	Rp 6.372.010.371.083	Rp 6.372.010.371.083
20	LPCK	2015	Rp 1.843.461.568.152	Rp 3.633.295.768.357	Rp 3.633.295.768.357
		2016	Rp 1.410.461.654.803	Rp 4.242.691.529.702	Rp 4.242.691.529.702
		2017	Rp 4.734.087.000.000	Rp 7.721.416.000.000	Rp 7.721.416.000.000
		2018	Rp 1.695.594.000.000	Rp 7.530.028.000.000	Rp 7.530.028.000.000
		2019	Rp 1.336.706.000.000	Rp 10.882.522.000.000	Rp 10.882.522.000.000
		2020	Rp 3.140.408.000.000	Rp 6.579.162.000.000	Rp 6.579.162.000.000
		2021	Rp 2.727.591.000.000	Rp 6.406.946.000.000	Rp 6.406.946.000.000
21	LPKR	2015	Rp 22.409.794.000.000	Rp 18.916.764.000.000	Rp 18.916.764.000.000
		2016	Rp 23.528.544.000.000	Rp 22.075.139.000.000	Rp 22.075.139.000.000
		2017	Rp 26.911.822.000.000	Rp 29.860.294.000.000	Rp 29.860.294.000.000
		2018	Rp 24.336.392.000.000	Rp 24.747.068.000.000	Rp 24.747.068.000.000
		2019	Rp 20.703.246.000.000	Rp 34.376.339.000.000	Rp 34.376.339.000.000
		2020	Rp 28.291.825.000.000	Rp 23.573.655.000.000	Rp 23.573.655.000.000
		2021	Rp 29.594.927.000.000	Rp 22.486.009.000.000	Rp 22.486.009.000.000
22	MDLN	2015	Rp 6.785.593.826.555	Rp 6.057.456.838.674	Rp 6.057.456.838.674
		2016	Rp 7.944.774.284.719	Rp 6.595.334.000.460	Rp 6.595.334.000.460
		2017	Rp 7.522.211.606.109	Rp 7.077.457.731.242	Rp 7.077.457.731.242
		2018	Rp 8.397.680.558.019	Rp 6.829.799.424.211	Rp 6.829.799.424.211
		2019	Rp 8.875.086.191.890	Rp 7.250.471.675.593	Rp 7.250.471.675.593
		2020	Rp 10.629.831.146.672	Rp 4.220.208.243.185	Rp 4.220.208.243.185
		2021	Rp 10.355.441.282.714	Rp 4.184.097.758.081	Rp 4.184.097.758.081
23	MKPI	2015	Rp 2.880.175.893.867	Rp 2.829.195.478.600	Rp 2.829.195.478.600
		2016	Rp 2.987.296.599.011	Rp 3.714.904.308.188	Rp 3.714.904.308.188
		2017	Rp 2.276.438.836.762	Rp 4.551.607.678.081	Rp 4.551.607.678.081
		2018	Rp 1.776.589.738.461	Rp 5.231.665.104.900	Rp 5.231.665.104.900

		2019	Rp 1.771.631.581.519	Rp 5.503.602.936.059	Rp 5.503.602.936.059
		2020	Rp 2.015.619.366.153	Rp 5.607.298.699.580	Rp 5.607.298.699.580
		2021	Rp 2.157.944.970.302	Rp 5.836.337.461.790	Rp 5.836.337.461.790
24	MTSM	2015	Rp 11.087.454.789	Rp 88.172.596.470	Rp 88.172.596.470
		2016	Rp 9.886.209.708	Rp 84.641.766.703	Rp 84.641.766.703
		2017	Rp 10.743.818.367	Rp 69.490.965.127	Rp 69.490.965.127
		2018	Rp 12.411.791.057	Rp 62.717.701.436	Rp 62.717.701.436
		2019	Rp 22.995.604.425	Rp 53.466.005.209	Rp 53.466.005.209
		2020	Rp 27.817.215.164	Rp 45.104.146.887	Rp 45.104.146.887
		2021	Rp 27.228.089.007	Rp 42.699.016.921	Rp 42.699.016.921
25	PLIN	2015	Rp 1.517.963.942.000	Rp 2.406.569.383.000	Rp 2.406.569.383.000
		2016	Rp 1.370.475.589.000	Rp 2.285.244.690.000	Rp 2.285.244.690.000
		2017	Rp 3.652.525.537.000	Rp 986.912.868.000	Rp 986.912.868.000
		2018	Rp 3.811.773.076.000	Rp 11.331.982.414.000	Rp 11.331.982.414.000
		2019	Rp 972.457.079.000	Rp 11.575.574.237.000	Rp 11.575.574.237.000
		2020	Rp 851.532.746.000	Rp 10.653.586.794.000	Rp 10.653.586.794.000
		2021	Rp 1.177.427.754.000	Rp 10.752.052.077.000	Rp 10.752.052.077.000
26	PWON	2015	Rp 9.323.066.490.000	Rp 9.455.055.977.000	Rp 9.455.055.977.000
		2016	Rp 9.654.447.854.000	Rp 11.019.693.800.000	Rp 11.019.693.800.000
		2017	Rp 10.567.227.711.000	Rp 12.791.490.025.000	Rp 12.791.490.025.000
		2018	Rp 9.706.398.758.000	Rp 15.311.681.466.000	Rp 15.311.681.466.000
		2019	Rp 7.999.510.286.000	Rp 18.095.643.057.000	Rp 18.095.643.057.000
		2020	Rp 8.860.110.106.000	Rp 17.598.695.271.000	Rp 17.598.695.271.000
		2021	Rp 9.678.642.670.000	Rp 19.178.438.459.000	Rp 19.178.438.459.000
27	RBMS	2015	Rp 18.057.945.092	Rp 173.217.650.893	Rp 173.217.650.893
		2016	Rp 179.407.167.651	Rp 215.894.364.777	Rp 215.894.364.777
		2017	Rp 201.017.062.310	Rp 231.038.723.889	Rp 231.038.723.889
		2018	Rp 268.758.850.964	Rp 629.209.176.674	Rp 629.209.176.674
		2019	Rp 202.261.071.362	Rp 604.330.383.918	Rp 604.330.383.918
		2020	Rp 200.695.757.269	Rp 559.750.108.573	Rp 559.750.108.573
		2021	Rp 214.953.290.839	Rp 556.143.509.759	Rp 556.143.509.759
28	RDTX	2015	Rp 282.593.660.798	Rp 1.589.564.948.731	Rp 1.589.564.948.731
		2016	Rp 273.290.660.870	Rp 1.828.463.127.984	Rp 1.828.463.127.984
		2017	Rp 225.499.951.528	Rp 2.054.961.766.461	Rp 2.054.961.766.461
		2018	Rp 213.066.766.537	Rp 2.313.423.014.628	Rp 2.313.423.014.628
		2019	Rp 271.083.812.343	Rp 2.524.704.640.419	Rp 2.524.704.640.419
		2020	Rp 234.410.089.039	Rp 2.736.651.682.675	Rp 2.736.651.682.675
		2021	Rp 256.434.333.798	Rp 2.904.671.022.728	Rp 2.904.671.022.728
29	RODA	2015	Rp 724.267.889.718	Rp 2.507.974.755.013	Rp 2.507.974.755.013
		2016	Rp 662.456.964.876	Rp 2.766.286.712.873	Rp 2.766.286.712.873

		2017	Rp 813.256.529.314	Rp 2.735.308.024.151	Rp 2.735.308.024.151
		2018	Rp 1.264.022.882.885	Rp 2.724.633.729.753	Rp 2.724.633.729.753
		2019	Rp 1.479.255.937.710	Rp 2.431.907.453.426	Rp 2.431.907.453.426
		2020	Rp 1.734.468.189.877	Rp 2.201.679.698.409	Rp 2.201.679.698.409
		2021	Rp 1.420.522.013.633	Rp 2.230.164.838.011	Rp 2.230.164.838.011
30	SMDM	2015	Rp 702.448.722.000	Rp 2.452.132.459.000	Rp 2.452.132.459.000
		2016	Rp 209.090.668.556	Rp 60.615.955.049	Rp 60.615.955.049
		2017	Rp 200.435.803.763	Rp 112.625.399.711	Rp 112.625.399.711
		2018	Rp 606.128.820.887	Rp 2.552.513.564.173	Rp 2.552.513.564.173
		2019	Rp 589.477.689.864	Rp 2.623.695.416.052	Rp 2.623.695.416.052
		2020	Rp 553.905.302.046	Rp 2.648.005.601.975	Rp 2.648.005.601.975
		2021	Rp 523.995.257.470	Rp 2.779.516.465.681	Rp 2.779.516.465.681
31	SMRA	2015	Rp 11.228.512.108.000	Rp 7.529.749.914.000	Rp 7.529.749.914.000
		2016	Rp 12.644.764.172.000	Rp 8.165.555.485.000	Rp 8.165.555.485.000
		2017	Rp 13.308.969.928.000	Rp 8.353.742.063.000	Rp 8.353.742.063.000
		2018	Rp 14.238.537.503.000	Rp 9.060.704.565.000	Rp 9.060.704.565.000
		2019	Rp 14.990.297.357.000	Rp 9.451.359.922.000	Rp 9.451.359.922.000
		2020	Rp 15.836.845.684.000	Rp 9.085.688.540.000	Rp 9.085.688.540.000
		2021	Rp 14.819.493.511.000	Rp 11.230.223.167.000	Rp 11.230.223.167.000

Sumber: Data diolah, 2022



No	Kode	Tahun	Sales	EBIT	EBT	Laba Bersih	Laba Ditahan
			(g)	(h)	(i)	(j)	(k)
1	APLN	2015	Rp 5.971.581.977	Rp 1.536.038.572	Rp 1.138.920.945	Rp 1.116.763.447	Rp 3.749.691.468
		2016	Rp 6.006.952.123	Rp 1.545.377.233	Rp 960.933.911	Rp 939.737.108	Rp 4.366.549.106
		2017	Rp 7.043.036.602.000	Rp 2.891.622.763.000	Rp 2.181.757.138.000	Rp 1.882.581.400.000	Rp 5.689.458.536.000
		2018	Rp 5.035.325.429.000	Rp 1.154.867.394.000	Rp 376.673.794.000	Rp 193.730.292.000	Rp 5.709.015.575.000
		2019	Rp 3.792.475.607.000	Rp 1.034.406.289.000	Rp 131.221.349.000	Rp 120.811.697.000	Rp 5.616.636.380.000
		2020	Rp 4.956.324.696.000	Rp 1.231.414.436.000	Rp 394.699.793.000	Rp 180.144.688.000	Rp 4.758.954.964.000
		2021	Rp 4.256.245.345.000	Rp 670.042.229.000	-Rp 301.840.223.000	-Rp 485.227.632.000	Rp 4.108.595.396.000
2	ASRI	2015	Rp 2.783.700.318.000	Rp 638.105.174.000	Rp 758.669.541.000	Rp 684.287.753.000	Rp 4.057.176.580.000
		2016	Rp 2.715.688.780.000	Rp 418.890.350.000	Rp 591.353.409.000	Rp 510.243.279.000	Rp 4.575.276.672.000
		2017	Rp 3.917.107.098.000	Rp 1.173.318.262.000	Rp 1.444.664.431.000	Rp 1.358.189.177.000	Rp 5.917.605.512.000
		2018	Rp 3.975.258.160.000	Rp 611.996.786.000	Rp 1.035.272.928.000	Rp 970.586.600.000	Rp 6.894.694.323.000
		2019	Rp 3.475.677.175.000	Rp 460.447.930.000	Rp 1.111.329.436.000	Rp 1.012.947.312.000	Rp 7.904.283.188.000
		2020	Rp 1.413.251.961.000	-Rp 182.797.846.000	-Rp 960.029.370.000	-Rp 1.036.617.865.000	Rp 6.735.849.574.000
		2021	Rp 2.847.323.717.000	Rp 695.854.828.000	Rp 158.479.487.000	Rp 142.928.791.000	Rp 6.888.454.855.000
3	BAPA	2015	Rp 24.144.133.759	Rp 6.198.533.158	Rp 1.331.784.473	Rp 1.204.642.974	Rp 42.554.269.493
		2016	Rp 34.022.502.954	Rp 10.629.511.659	Rp 1.961.065.401	Rp 1.818.062.130	Rp 44.371.049.038
		2017	Rp 46.437.737.073	Rp 16.324.877.738	Rp 13.243.528.581	Rp 13.212.381.915	Rp 57.579.944.057
		2018	Rp 28.451.499.193	Rp 6.250.906.586	Rp 4.950.263.483	Rp 4.950.263.483	Rp 66.465.477.865
		2019	Rp 24.233.788.566	Rp 5.160.300.035	Rp 4.988.429.740	Rp 4.956.230.815	Rp 71.421.708.679
		2020	Rp 9.518.983.284	-Rp 3.633.845.797	-Rp 3.701.922.025	-Rp 3.737.826.580	Rp 71.518.228.112
		2021	Rp 6.194.779.683	-Rp 1.956.035.658	-Rp 2.015.298.510	-Rp 2.052.255.452	Rp 69.710.292.938
4	BCIP	2015	Rp 170.737.112.014	Rp 14.630.633.882	Rp 6.384.409.382	Rp 5.355.544.742	Rp 102.555.300.446
		2016	Rp 227.824.738.771	Rp 60.785.738.004	Rp 51.216.938.403	Rp 49.427.928.493	Rp 151.847.813.612
		2017	Rp 189.037.576.143	Rp 66.678.218.482	Rp 61.821.238.945	Rp 53.529.632.889	Rp 204.513.475.760

		2018	Rp	200.658.519.501	Rp	67.437.919.317	Rp	58.369.754.070	Rp	50.247.119.273	Rp	253.622.341.781
		2019	Rp	131.094.399.577	Rp	21.107.621.129	Rp	29.394.923.243	Rp	23.201.520.208	Rp	275.749.036.794
		2020	Rp	73.155.228.143	Rp	33.592.785.203	Rp	14.608.034.596	Rp	12.990.816.748	Rp	286.998.081.286
		2021	Rp	60.409.520.263	Rp	14.716.290.318	Rp	3.533.027.936	Rp	124.179.367	Rp	285.445.000.138
5	BEST	2015	Rp	686.980.990.156	Rp	124.281.576.348	Rp	214.526.215.047	Rp	211.935.909.297	Rp	1.711.440.154.805
		2016	Rp	824.408.087.980	Rp	193.388.889.455	Rp	340.510.137.353	Rp	336.287.878.603	Rp	2.036.571.889.124
		2017	Rp	1.006.096.715.440	Rp	327.421.027.806	Rp	488.161.066.733	Rp	483.387.486.933	Rp	2.458.798.821.456
		2018	Rp	962.801.481.480	Rp	316.179.292.708	Rp	447.432.940.624	Rp	422.536.948.687	Rp	2.782.696.528.419
		2019	Rp	950.545.546.999	Rp	246.219.862.215	Rp	408.764.699.774	Rp	380.152.937.259	Rp	3.079.487.751.169
		2020	Rp	242.320.700.845	-Rp	28.575.690.222	-Rp	109.402.417.232	-Rp	115.219.635.076	Rp	2.967.437.496.155
		2021	Rp	229.835.755.986	-Rp	43.194.031.787	-Rp	64.952.265.503	-Rp	71.095.023.263	Rp	2.904.718.685.404
6	BIPP	2015	Rp	111.644.042.531	Rp	42.766.582.156	Rp	125.161.261.200	Rp	125.181.521.808	-Rp	522.532.539.226
		2016	Rp	113.883.200.419	Rp	38.249.414.914	Rp	27.870.600.130	Rp	27.224.420.762	-Rp	494.302.872.614
		2017	Rp	108.781.215.028	-Rp	176.119.624	-Rp	24.770.062.671	-Rp	31.033.697.167	-Rp	510.014.230.439
		2018	Rp	130.613.332.148	-Rp	1.581.949.812	-Rp	71.359.793.883	-Rp	79.203.069.270	-Rp	556.396.828.158
		2019	Rp	330.897.278.808	Rp	57.685.960.608	Rp	12.768.873.310	-Rp	946.349.508	-Rp	557.965.019.324
		2020	Rp	529.839.404.669	Rp	169.467.681.517	Rp	110.330.257.649	Rp	94.063.094.416	-Rp	510.899.287.330
		2021	Rp	293.991.355.499	Rp	79.828.764.119	Rp	30.728.163.496	Rp	19.556.643.069	-Rp	517.089.005.034
7	BKSL	2015	Rp	559.801.139.534	Rp	204.547.112.322	Rp	62.046.220.824	Rp	61.673.665.333	Rp	995.914.166.077
		2016	Rp	1.206.574.998.918	Rp	656.995.801.142	Rp	562.390.582.418	Rp	562.426.910.051	Rp	1.558.949.560.655
		2017	Rp	1.623.484.966.262	Rp	607.687.351.510	Rp	468.310.373.708	Rp	468.559.181.741	Rp	2.021.190.028.185
		2018	Rp	1.316.805.554.419	Rp	520.485.271.231	Rp	368.537.710.838	Rp	368.591.316.449	Rp	2.363.534.145.437
		2019	Rp	951.421.027.715	Rp	252.186.094.451	Rp	68.107.602.184	Rp	68.928.077.412	Rp	2.418.505.697.101
		2020	Rp	451.847.226.952	-Rp	862.776.787.639	-Rp	554.143.697.854	-Rp	556.301.782.629	Rp	473.417.222.828
		2021	Rp	910.709.348.365	Rp	482.702.633.066	Rp	230.374.807.760	Rp	229.270.350.880	Rp	741.193.989.568
8	BSDE	2015	Rp	6.209.574.072.348	Rp	2.547.409.641.626	Rp	2.362.081.922.633	Rp	2.351.380.057.145	Rp	10.693.844.044.487
		2016	Rp	6.602.955.279.363	Rp	2.446.935.231.148	Rp	2.084.615.254.082	Rp	2.037.537.680.130	Rp	12.376.630.229.116
		2017	Rp	10.347.343.192.163	Rp	5.062.395.669.731	Rp	5.228.121.059.142	Rp	5.166.720.070.985	Rp	17.130.410.813.931
		2018	Rp	6.628.782.185.008	Rp	2.286.462.496.734	Rp	1.760.420.645.427	Rp	1.801.817.694.927	Rp	18.479.076.131.565

		2019	Rp 1.084.864.038.574	Rp 3.746.497.482.611	Rp 3.165.097.516.458	Rp 3.130.076.103.452	Rp 21.248.132.166.540
		2020	Rp 6.180.589.086.059	Rp 1.723.432.937.400	Rp 502.148.296.818	Rp 486.257.814.158	Rp 20.982.036.769.142
		2021	Rp 7.654.802.250.986	Rp 2.798.467.140.023	Rp 1.547.006.489.870	Rp 1.538.840.956.173	Rp 22.374.205.490.250
9	CTRA	2015	Rp 7.514.286.000.000	Rp 2.414.825.000.000	Rp 2.164.681.000.000	Rp 1.740.300.000.000	Rp 3.745.935.000.000
		2016	Rp 6.379.315.000.000	Rp 1.851.165.000.000	Rp 1.500.849.000.000	Rp 1.170.706.000.000	Rp 4.357.314.000.000
		2017	Rp 6.442.797.000.000	Rp 944.031.000.000	Rp 1.342.897.000.000	Rp 1.018.529.000.000	Rp 5.163.523.000.000
		2018	Rp 7.670.405.000.000	Rp 1.549.284.000.000	Rp 1.655.086.000.000	Rp 1.302.702.000.000	Rp 6.172.813.000.000
		2019	Rp 7.608.237.000.000	Rp 1.527.094.000.000	Rp 1.555.103.000.000	Rp 1.283.281.000.000	Rp 7.145.315.000.000
		2020	Rp 8.070.737.000.000	Rp 1.620.992.000.000	Rp 1.659.121.000.000	Rp 1.370.686.000.000	Rp 7.134.584.000.000
		2021	Rp 9.729.651.000.000	Rp 2.358.156.000.000	Rp 2.396.714.000.000	Rp 2.087.716.000.000	Rp 8.711.360.000.000
10	DART	2015	Rp 842.706.924.000	Rp 304.996.375.000	Rp 240.176.803.000	Rp 177.765.808.000	Rp 1.402.292.476.000
		2016	Rp 754.737.513.000	Rp 313.514.003.000	Rp 233.675.186.000	Rp 191.876.068.000	Rp 1.593.507.866.000
		2017	Rp 445.956.264.000	Rp 123.145.920.000	Rp 55.260.398.000	Rp 30.177.817.000	Rp 1.529.328.109.000
		2018	Rp 379.418.062.000	Rp 88.388.480.000	Rp 36.790.972.000	Rp 13.121.021.000	Rp 1.536.064.378.000
		2019	Rp 461.440.807.000	-Rp 517.016.559.000	-Rp 251.753.574.000	-Rp 260.776.918.000	Rp 1.274.293.601.000
		2020	Rp 324.131.001.000	-Rp 725.332.218.000	-Rp 394.021.709.000	-Rp 400.173.079.000	Rp 874.127.479.000
		2021	Rp 290.570.233.000	-Rp 750.334.012.000	-Rp 408.739.891.000	-Rp 411.222.141.000	Rp 462.910.355.000
11	DILD	2015	Rp 2.200.900.470.208	Rp 457.149.370.193	Rp 419.201.384.730	Rp 419.044.195.464	Rp 1.133.402.372.703
		2016	Rp 2.276.459.607.316	Rp 404.256.991.416	Rp 299.286.389.343	Rp 297.350.554.988	Rp 1.375.153.341.857
		2017	Rp 2.202.820.510.610	Rp 344.909.760.246	Rp 172.672.760.091	Rp 271.536.513.369	Rp 1.619.628.931.777
		2018	Rp 2.552.596.173.132	Rp 326.818.365.272	Rp 90.350.432.325	Rp 194.106.659.340	Rp 1.837.558.868.902
		2019	Rp 2.736.288.551.409	Rp 892.533.046.484	Rp 520.348.375.306	Rp 436.709.213.814	Rp 2.066.784.409.208
		2020	Rp 2.891.388.396.351	Rp 481.416.077.599	Rp 120.015.948.037	Rp 68.962.241.069	Rp 1.068.996.566.394
		2021	Rp 2.628.631.841.339	Rp 417.286.614.648	Rp 51.698.098.483	-Rp 30.049.182.958	Rp 1.092.044.762.672
12	DUTI	2015	Rp 1.686.812.400.465	Rp 566.287.936.797	Rp 671.879.833.281	Rp 670.949.496.747	Rp 1.408.631.305.479
		2016	Rp 2.019.459.161.815	Rp 784.448.790.696	Rp 844.375.081.766	Rp 840.650.624.016	Rp 1.656.455.968.224
		2017	Rp 1.202.640.047.185	Rp 415.146.848.026	Rp 381.219.454.358	Rp 375.335.896.108	Rp 5.267.124.286.367
		2018	Rp 2.225.704.530.841	Rp 1.031.273.089.803	Rp 1.133.182.587.932	Rp 1.126.657.230.110	Rp 6.184.880.870.542
		2019	Rp 2.459.812.402.375	Rp 1.134.157.253.872	Rp 1.298.473.559.565	Rp 1.289.962.965.315	Rp 7.280.313.774.381

		2020	Rp 1.724.797.535.246	Rp 664.903.348.797	Rp 640.826.951.818	Rp 638.427.373.273	Rp 7.060.035.427.999
		2021	Rp 2.177.783.404.033	Rp 856.329.316.405	Rp 731.322.766.012	Rp 730.113.120.884	Rp 7.726.266.673.848
13	EMDE	2015	Rp 325.313.686.454	Rp 87.128.371.449	Rp 61.268.278.934	Rp 61.268.278.934	Rp 165.185.529.891
		2016	Rp 330.444.925.707	Rp 99.392.997.448	Rp 67.279.994.102	Rp 65.470.178.568	Rp 224.152.116.576
		2017	Rp 396.684.909.930	Rp 128.105.030.933	Rp 106.211.882.512	Rp 106.211.882.512	Rp 322.162.828.347
		2018	Rp 227.645.690.310	Rp 38.409.581.409	Rp 16.095.009.620	Rp 160.950.099.620	Rp 339.670.369.378
		2019	Rp 165.189.625.230	Rp 61.223.601.437	-Rp 34.638.520.599	-Rp 34.638.520.599	Rp 307.463.663.479
		2020	Rp 85.684.403.962	-Rp 77.152.561.701	-Rp 51.607.718.694	-Rp 56.617.681.066	Rp 84.490.236.878
		2021	Rp 173.510.721.755	Rp 1.124.037.930.897	Rp 1.067.888.777.719	Rp 1.034.201.610.092	Rp 1.223.997.279.811
14	FMII	2015	Rp 238.860.628.545	Rp 185.764.267.558	Rp 171.450.508.491	Rp 159.505.139.120	Rp 39.741.875.767
		2016	Rp 402.073.435.600	Rp 307.559.686.717	Rp 296.952.677.638	Rp 276.909.152.732	Rp 290.496.828.209
		2017	Rp 35.261.236.363	Rp 101.244.162.638	Rp 99.331.130.616	Rp 8.731.194.357	Rp 340.725.645.113
		2018	Rp 43.232.413.637	Rp 19.023.897.647	Rp 7.191.190.892	Rp 5.908.257.104	Rp 346.641.180.750
		2019	Rp 84.249.947.508	Rp 21.252.414.601	Rp 2.718.797.575	Rp 2.718.707.575	Rp 349.359.777.332
		2020	Rp 51.321.000.000	-Rp 17.056.000.000	-Rp 168.000.000	-Rp 1.481.000.000	Rp 347.897.000.000
		2021	Rp 52.738.000.000	Rp 26.272.000.000	Rp 9.920.000.000	Rp 8.561.000.000	Rp 635.412.000.000
15	GMTD	2015	Rp 319.045.292.945	Rp 116.959.703.911	Rp 119.428.639.360	Rp 118.494.551.000	Rp 501.118.776.198
		2016	Rp 290.018.897.961	Rp 87.506.296.666	Rp 87.506.296.666	Rp 86.914.558.516	Rp 582.389.040.470
		2017	Rp 237.267.562.075	Rp 74.597.970.762	Rp 68.803.466.028	Rp 68.230.259.472	Rp 647.442.281.113
		2018	Rp 245.037.918.437	Rp 66.220.971.279	Rp 62.042.118.980	Rp 61.443.212.441	Rp 706.776.549.802
		2019	Rp 205.515.914.355	Rp 74.165.501.627	-Rp 69.515.841.972	-Rp 70.115.543.611	Rp 632.674.560.866
		2020	Rp 167.548.026.620	Rp 111.394.501.369	-Rp 105.498.825.152	-Rp 105.950.046.766	Rp 527.444.028.255
		2021	Rp 138.807.742.936	Rp 23.362.843.020	-Rp 27.042.012.109	-Rp 27.376.369.761	Rp 499.578.045.751
16	GPRA	2015	Rp 416.124.379.635	Rp 89.284.202.221	Rp 73.831.113.410	Rp 72.893.324.167	Rp 394.101.757.611
		2016	Rp 429.022.624.427	Rp 65.216.486.664	Rp 47.331.202.523	Rp 46.995.769.773	Rp 421.779.938.631
		2017	Rp 366.751.537.542	Rp 48.687.985.667	Rp 37.960.260.759	Rp 37.316.086.438	Rp 438.124.297.658
		2018	Rp 435.573.970.378	Rp 78.977.295.392	Rp 51.623.011.989	Rp 50.425.199.916	Rp 472.401.839.609
		2019	Rp 397.699.225.488	Rp 86.958.090.548	Rp 57.055.465.945	Rp 55.222.657.634	Rp 516.190.422.051
		2020	Rp 323.797.082.016	Rp 68.996.535.741	Rp 35.550.675.229	Rp 34.752.426.451	Rp 465.473.231.978

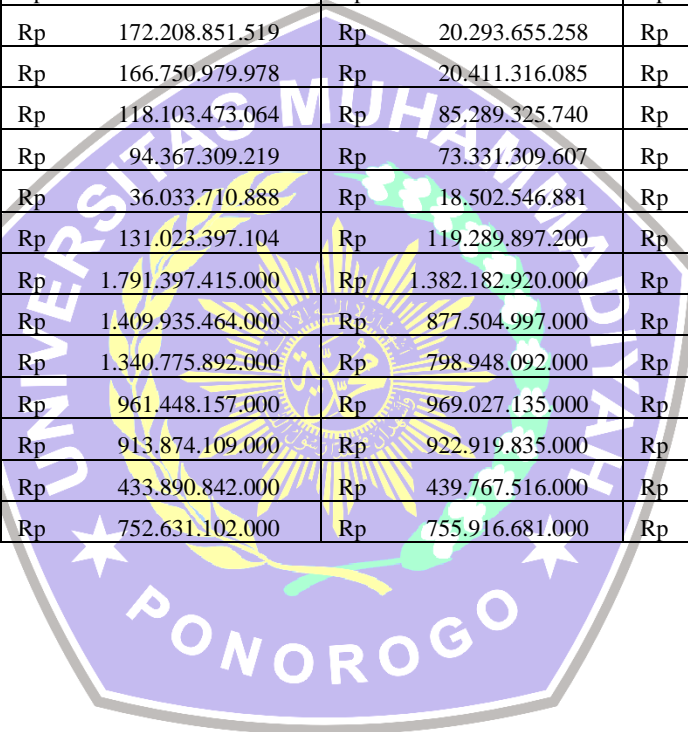
		2021	Rp 446.749.184.612	Rp 81.494.485.866	Rp 51.128.043.950	Rp 49.537.431.683	Rp 520.304.358.367
17	GWSA	2015	Rp 83.739.395.532	Rp 1.281.401.291.427	Rp 1.269.114.136.974	Rp 1.263.864.476.009	Rp 5.196.349.481.642
		2016	Rp 141.439.630.076	Rp 234.610.326.023	Rp 215.111.556.267	Rp 210.148.843.517	Rp 5.399.273.461.777
		2017	Rp 84.985.760.705	Rp 207.523.416.917	Rp 190.572.390.596	Rp 188.500.432.096	Rp 5.584.677.215.596
		2018	Rp 134.413.002.080	Rp 223.892.803.237	Rp 212.814.731.605	Rp 210.570.439.177	Rp 5.791.926.249.271
		2019	Rp 87.824.837.112	Rp 127.545.371.162	Rp 127.343.295.030	Rp 126.542.082.915	Rp 5.914.608.910.704
		2020	Rp 32.332.146.290	-Rp 50.962.751.315	-Rp 56.533.160.183	-Rp 57.214.351.055	Rp 5.859.465.740.685
		2021	Rp 47.833.682.344	Rp 21.305.310.553	Rp 19.903.021.826	Rp 19.987.783.770	Rp 5.881.253.237.615
18	JRPT	2015	Rp 2.150.206.788.000	Rp 953.455.806.000	Rp 876.618.269.000	Rp 869.777.178.000	Rp 3.191.406.382.000
		2016	Rp 2.381.022.659.000	Rp 1.112.880.102.000	Rp 1.027.479.880.000	Rp 1.017.849.186.000	Rp 3.094.522.910.000
		2017	Rp 2.405.242.304.000	Rp 1.253.324.982.000	Rp 1.162.352.423.000	Rp 1.117.126.108.000	Rp 4.692.015.973.000
		2018	Rp 2.330.550.693.000	Rp 1.117.035.824.000	Rp 1.081.417.358.000	Rp 1.049.745.761.000	Rp 5.372.427.838.000
		2019	Rp 2.423.269.696.000	Rp 994.139.644.000	Rp 1.055.706.814.000	Rp 1.037.201.837.000	Rp 6.057.628.179.000
		2020	Rp 2.184.941.986.000	Rp 1.025.506.187.000	Rp 1.067.078.595.000	Rp 1.013.418.153.000	Rp 6.563.042.546.000
		2021	Rp 2.174.343.050.000	Rp 765.987.209.000	Rp 797.817.044.000	Rp 786.726.309.000	Rp 7.034.947.128.000
19	KIJA	2015	Rp 3.139.920.233.816	Rp 821.396.742.709	Rp 345.057.155.483	Rp 331.442.663.161	Rp 1.433.614.007.841
		2016	Rp 2.931.015.007.454	Rp 682.125.460.663	Rp 512.499.728.216	Rp 426.542.322.505	Rp 1.870.179.683.576
		2017	Rp 2.994.759.224.061	Rp 436.448.645.802	Rp 130.079.893.294	Rp 149.840.578.536	Rp 1.889.500.304.969
		2018	Rp 2.711.870.473.438	Rp 406.355.632.393	Rp 85.429.279.335	Rp 67.100.402.943	Rp 1.930.421.313.044
		2019	Rp 2.253.944.326.651	Rp 558.943.731.189	Rp 173.273.871.156	Rp 141.140.307.068	Rp 2.049.177.515.313
		2020	Rp 2.396.086.017.034	Rp 468.884.459.505	Rp 37.485.058.742	Rp 45.249.873.535	Rp 1.947.908.987.384
		2021	Rp 2.490.256.211.002	Rp 537.260.407.199	Rp 100.330.430.110	Rp 87.635.897.475	Rp 1.942.693.698.436
20	LPCK	2015	Rp 2.120.553.079.169	Rp 914.621.058.590	Rp 930.517.532.765	Rp 914.989.279.214	Rp 3.189.948.176.952
		2016	Rp 1.544.898.127.282	Rp 529.734.741.524	Rp 549.870.873.335	Rp 539.794.979.877	Rp 3.729.336.669.758
		2017	Rp 1.501.178.000.000	Rp 353.424.000.000	Rp 380.734.000.000	Rp 368.440.000.000	Rp 4.092.749.000.000
		2018	Rp 2.209.581.000.000	Rp 1.038.816.000.000	Rp 2.248.060.000.000	Rp 2.220.722.000.000	Rp 6.249.281.000.000
		2019	Rp 1.694.809.000.000	Rp 463.005.000.000	Rp 458.668.000.000	Rp 384.032.000.000	Rp 5.228.595.000.000
		2020	Rp 1.844.373.000.000	-Rp 3.691.743.000.000	-Rp 3.562.590.000.000	-Rp 3.646.286.000.000	Rp 999.618.000.000
		2021	Rp 1.844.739.000.000	Rp 341.846.000.000	Rp 215.527.000.000	Rp 140.369.000.000	Rp 1.007.084.000.000

21	LPKR	2015	Rp 8.910.177.991.351	Rp 1.490.332.618.954	Rp 1.284.829.851.140	Rp 1.024.120.634.260	Rp 7.101.438.271.572
		2016	Rp 10.962.448.000.000	Rp 1.814.373.000.000	Rp 1.557.747.000.000	Rp 1.227.374.000.000	Rp 7.945.093.000.000
		2017	Rp 11.064.119.000.000	Rp 1.181.166.000.000	Rp 1.167.129.000.000	Rp 8.569.840.000.000	Rp 8.491.948.000.000
		2018	Rp 11.275.019.000.000	Rp 2.646.095.000.000	Rp 2.060.165.000.000	Rp 1.662.685.000.000	Rp 5.009.807.000.000
		2019	Rp 12.177.173.000.000	-Rp 2.569.308.000.000	-Rp 1.665.165.000.000	-Rp 2.061.418.000.000	Rp 2.992.896.000.000
		2020	Rp 11.810.955.000.000	-Rp 11.175.787.000.000	-Rp 9.310.774.000.000	-Rp 9.637.220.000.000	-Rp 6.630.294.000.000
		2021	Rp 16.138.531.000.000	-Rp 12.587.340.000.000	-Rp 1.108.251.000.000	-Rp 1.623.183.000.000	-Rp 8.284.890.000.000
22	MDLN	2015	Rp 2.849.685.595.416	Rp 1.437.825.252.519	Rp 960.109.200.223	Rp 873.420.195.958	Rp 3.721.677.288.778
		2016	Rp 2.360.530.874.951	Rp 1.047.218.654.695	Rp 550.569.253.448	Rp 501.349.673.188	Rp 4.224.039.840.389
		2017	Rp 3.083.280.637.693	Rp 1.220.599.647.927	Rp 676.791.362.305	Rp 614.773.608.046	Rp 4.735.765.216.764
		2018	Rp 2.124.202.844.845	Rp 547.676.329.339	Rp 131.783.532.123	Rp 25.265.863.861	Rp 4.616.902.617.104
		2019	Rp 2.373.275.556.528	Rp 1.045.390.475.528	Rp 530.045.858.341	Rp 409.602.777.858	Rp 5.025.217.091.820
		2020	Rp 731.507.824.075	-Rp 2.249.932.018.567	-Rp 1.714.861.044.972	-Rp 1.763.880.064.128	Rp 1.990.852.711.547
		2021	Rp 2.008.645.648.830	-Rp 519.022.208.995	-Rp 8.793.924.920	-Rp 41.994.106.784	Rp 1.955.052.463.878
23	MKPI	2015	Rp 2.094.490.911.234	Rp 906.917.288.305	Rp 890.259.826.051	Rp 889.628.865.732	Rp 2.872.758.171.867
		2016	Rp 2.564.831.067.149	Rp 1.210.759.018.136	Rp 1.199.799.869.120	Rp 1.199.373.747.588	Rp 3.761.072.638.489
		2017	Rp 2.541.602.115.027	Rp 1.198.877.262.555	Rp 1.193.730.206.227	Rp 1.193.639.823.893	Rp 4.603.829.062.661
		2018	Rp 2.217.086.119.506	Rp 1.098.136.915.430	Rp 1.166.690.724.883	Rp 1.018.559.536.819	Rp 5.271.531.695.028
		2019	Rp 1.872.934.497.082	Rp 730.183.314.677	Rp 719.224.127.273	Rp 614.639.392.159	Rp 5.535.432.536.731
		2020	Rp 1.219.793.949.348	Rp 314.650.818.520	Rp 300.613.018.637	Rp 231.113.916.843	Rp 5.613.912.343.694
		2021	Rp 1.318.001.428.423	Rp 445.283.677.569	Rp 412.578.500.051	Rp 324.669.719.210	Rp 5.837.156.396.880
24	MTSM	2015	Rp 23.587.785.199	Rp 7.729.093.345	-Rp 2.311.376.746	-Rp 4.678.222.844	Rp 15.992.215.399
		2016	Rp 24.809.405.083	Rp 5.897.532.648	-Rp 605.717.627	-Rp 2.364.989.125	Rp 13.664.995.701
		2017	Rp 245.693.513.000	Rp 6.178.799.725	-Rp 2.638.560.991	-Rp 4.802.932.780	Rp 8.405.633.021
		2018	Rp 28.051.942.672	-Rp 5.185.865.441	-Rp 4.768.220.253	-Rp 6.943.129.415	Rp 1.639.142.594
		2019	Rp 29.614.763.971	-Rp 6.160.594.900	-Rp 5.517.994.954	-Rp 8.068.444.851	-Rp 7.603.301.937
		2020	Rp 22.905.174.633	-Rp 10.704.989.018	-Rp 7.178.722.126	-Rp 87.716.984.332	-Rp 15.956.201.401
		2021	Rp 27.015.774.778	-Rp 3.231.040.693	Rp 30.327.624	-Rp 3.121.418.234	-Rp 18.359.523.237
25	PLIN	2015	Rp 1.644.546.338.000	Rp 549.076.830.000	Rp 272.322.139.000	Rp 279.689.919.000	Rp 1.478.015.969.000

		2016	Rp 1.659.204.584.000	Rp 583.619.941.000	Rp 397.530.958.000	Rp 725.619.401.000	Rp 2.047.640.485.000
		2017	Rp 1.609.465.677.000	Rp 540.498.851.000	Rp 280.440.687.000	Rp 286.288.858.000	Rp 1.676.301.190.000
		2018	Rp 1.689.647.742.000	Rp 573.699.004.000	Rp 183.001.799.000	Rp 214.534.304.000	Rp 1.887.259.770.000
		2019	Rp 1.477.975.543.000	Rp 690.714.536.000	Rp 623.206.426.000	Rp 548.538.232.000	Rp 10.428.270.269.000
		2020	Rp 927.495.382.000	Rp 475.726.580.000	-Rp 569.472.722.000	-Rp 575.176.897.000	Rp 9.364.282.826.000
		2021	Rp 871.499.152.000	Rp 412.651.187.000	Rp 503.634.642.000	Rp 447.757.412.000	Rp 9.650.151.207.000
26	PWON	2015	Rp 4.625.052.737.000	Rp 1.815.812.956.000	Rp 1.425.142.011.000	Rp 1.400.554.118.000	Rp 5.650.567.573
		2016	Rp 4.841.104.813.000	Rp 2.285.979.837.000	Rp 1.731.763.680.000	Rp 1.780.254.981.000	Rp 7.103.616.297
		2017	Rp 5.749.184.680.000	Rp 2.269.394.676.000	Rp 2.071.691.771.000	Rp 2.024.627.040.000	Rp 8.758.678.943.000
		2018	Rp 7.080.668.385.000	Rp 2.889.860.916.000	Rp 2.853.882.334.000	Rp 2.826.936.213.000	Rp 11.011.590.256.000
		2019	Rp 2.510.417.039.278	Rp 425.646.636.259	Rp 361.702.480.201	Rp 360.895.336.040	Rp 1.642.514.016.676
		2020	Rp 2.075.242.421.357	Rp 266.001.437.106	Rp 180.271.732.381	Rp 126.494.845.856	Rp 46.902.359.259
		2021	Rp 862.464.587.830	Rp 116.877.734.566	Rp 44.747.398.808	Rp 21.019.897.927	Rp 62.807.526.438
27	RBMS	2015	Rp 16.970.149.091	-Rp 3.252.958.984	-Rp 3.085.916.105	-Rp 3.085.638.160	-Rp 14.536.883.494
		2016	Rp 17.945.077.363	-Rp 851.099.889	-Rp 6.900.772.208	-Rp 6.713.147.549	-Rp 21.135.708.209
		2017	Rp 137.064.329.373	Rp 22.320.546.127	Rp 15.870.058.090	Rp 14.519.780.720	-Rp 7.088.744.521
		2018	Rp 183.045.980.412	Rp 17.497.734.348	Rp 9.016.924.645	Rp 5.403.552.648	-Rp 4.204.371.803
		2019	Rp 94.390.791.317	Rp 27.473.941.266	-Rp 17.502.669.546	-Rp 23.680.248.765	-Rp 26.966.925.954
		2020	Rp 25.316.005.286	-Rp 52.695.188.773	-Rp 43.718.899.097	-Rp 45.421.421.796	-Rp 70.706.634.640
		2021	Rp 44.538.508.242	-Rp 29.886.765.302	-Rp 21.925.944.331	-Rp 23.700.030.500	-Rp 93.724.479.459
28	RDTX	2015	Rp 422.254.497.423	Rp 248.485.594.975	Rp 256.034.229.303	Rp 258.656.574.637	Rp 1.445.346.288.990
		2016	Rp 406.872.943.034	Rp 231.095.342.071	Rp 257.364.075.673	Rp 260.009.476.018	Rp 1.684.622.345.427
		2017	Rp 395.780.873.819	Rp 209.957.177.939	Rp 249.142.489.265	Rp 246.909.721.574	Rp 1.907.764.071.279
		2018	Rp 400.870.293.046	Rp 260.989.758.696	Rp 309.046.897.459	Rp 267.384.570.823	Rp 2.164.834.644.424
		2019	Rp 399.418.917.052	Rp 251.995.702.888	Rp 273.298.706.103	Rp 232.773.280.699	Rp 2.374.855.149.303
		2020	Rp 400.749.812.577	Rp 263.824.496.332	Rp 236.955.002.130	Rp 236.087.887.526	Rp 2.586.631.256.588
		2021	Rp 413.584.008.445	Rp 206.020.898.651	Rp 196.384.936.622	Rp 195.806.481.653	Rp 2.752.486.629.715
29	RODA	2015	Rp 1.055.922.632.197	Rp 520.608.424.134	Rp 467.146.662.558	Rp 479.642.073.280	Rp 1.038.787.319.659
		2016	Rp 514.177.471.849	Rp 119.961.136.801	Rp 64.428.855.617	Rp 61.152.185.891	Rp 1.039.088.820.090

		2017	Rp 299.974.293.110	Rp 47.440.451.307	Rp 24.060.421.218	Rp 40.697.612.329	Rp 1.059.877.259.732
		2018	Rp 234.734.239.697	-Rp 42.531.795.973	-Rp 15.445.182.364	Rp 102.088.999	Rp 1.052.319.429.610
		2019	Rp 319.784.323.998	-Rp 321.940.662.158	-Rp 274.253.482.878	-Rp 276.047.576.448	Rp 900.628.541.808
		2020	Rp 114.132.561.793	-Rp 246.589.492.699	-Rp 178.365.303.264	-Rp 168.023.184.891	Rp 713.495.531.161
		2021	Rp 508.916.464.751	Rp 87.234.988.377	Rp 29.854.508.586	Rp 32.760.960.104	Rp 724.885.561.538
30	SMDM	2015	Rp 577.756.249.000	Rp 236.849.364.000	Rp 76.808.458.000	Rp 75.239.795.000	Rp 170.305.442.000
		2016	Rp 494.722.625.665	Rp 172.208.851.519	Rp 20.293.655.258	Rp 20.429.870.704	Rp 186.997.120.290
		2017	Rp 468.479.918.789	Rp 166.750.979.978	Rp 20.411.316.085	Rp 19.737.381.645	Rp 198.089.774.063
		2018	Rp 539.302.125.082	Rp 118.103.473.064	Rp 85.289.325.740	Rp 85.390.121.403	Rp 232.348.006.213
		2019	Rp 569.374.430.798	Rp 94.367.309.219	Rp 73.331.309.607	Rp 73.368.288.038	Rp 255.341.755.662
		2020	Rp 386.541.149.828	Rp 36.033.710.888	Rp 18.502.546.881	Rp 18.706.792.552	Rp 260.226.376.516
		2021	Rp 567.052.209.003	Rp 131.023.397.104	Rp 119.289.897.200	Rp 117.647.293.156	Rp 374.401.413.018
31	SMRA	2015	Rp 5.623.560.624.000	Rp 1.791.397.415.000	Rp 1.382.182.920.000	Rp 1.064.079.939.000	Rp 4.462.831.991.000
		2016	Rp 5.397.948.907.000	Rp 1.409.935.464.000	Rp 877.504.997.000	Rp 605.050.858.000	Rp 4.682.027.841.000
		2017	Rp 5.640.751.809.000	Rp 1.340.775.892.000	Rp 798.948.092.000	Rp 532.437.613.000	Rp 4.943.312.285.000
		2018	Rp 5.661.360.114.000	Rp 961.448.157.000	Rp 969.027.135.000	Rp 690.623.630.000	Rp 5.331.907.420.000
		2019	Rp 5.941.625.762.000	Rp 913.874.109.000	Rp 922.919.835.000	Rp 613.020.426.000	Rp 5.788.884.251.000
		2020	Rp 5.029.984.099.000	Rp 433.890.842.000	Rp 439.767.516.000	Rp 245.909.143.000	Rp 5.263.964.317.000
		2021	Rp 5.567.912.577.000	Rp 752.631.102.000	Rp 755.916.681.000	Rp 549.696.051.000	Rp 5.584.576.744.000

Sumber: Data diolah, 2022



LAMPIRAN 4

(Perhitungan Variabel Data Perusahaan Properti dan *Real Estate* Periode 2015-2021)



Lampiran 4.1

Perhitungan Working Capital to Total Asset (WC to TA)

No	Kode	Tahun	Current Asset	Current Liabilities	Modal Kerja	Total Asset	WC/TA
			(a)	(b)	(c)= (a-b)	(d)	(e)= (c/d)
1	APLN	2015	Rp 9.781.716.400	Rp 7.041.359.652	Rp 2.740.356.748	Rp 24.559.174.988	0,111581792
		2016	Rp 8.173.958.870	Rp 7.654.752.699	Rp 519.206.171	Rp 25.711.953.382	0,020193183
		2017	Rp 9.432.973.701.000	Rp 7.220.222.779.000	Rp 2.212.750.922.000	Rp 28.790.116.014.000	0,076858006
		2018	Rp 8.275.422.732.000	Rp 7.838.705.276.000	Rp 436.717.456.000	Rp 29.583.829.904.000	0,014762032
		2019	Rp 8.170.838.065.000	Rp 4.909.431.582.000	Rp 3.261.406.483.000	Rp 29.460.345.080.000	0,110704965
		2020	Rp 11.676.576.495.000	Rp 6.158.911.981.000	Rp 5.517.664.514.000	Rp 30.391.359.956.000	0,181553722
2	ASRI	2021	Rp 11.958.891.761.000	Rp 7.314.345.544.000	Rp 4.644.546.217.000	Rp 29.611.111.193.000	0,156851467
		2015	Rp 2.698.917.559.000	Rp 3.752.467.213.000	-Rp 1.053.549.654.000	Rp 18.709.870.126.000	-0,056309833
		2016	Rp 3.082.309.251.000	Rp 3.434.222.096.000	-Rp 351.912.845.000	Rp 20.186.130.682.000	-0,017433398
		2017	Rp 2.317.958.282.000	Rp 3.143.479.123.000	-Rp 825.520.841.000	Rp 20.728.430.487.000	-0,039825535
		2018	Rp 1.449.848.156.000	Rp 2.224.534.970.000	-Rp 774.686.814.000	Rp 20.890.925.564.000	-0,037082455
		2019	Rp 2.521.030.734.000	Rp 1.923.805.487.000	Rp 597.225.247.000	Rp 21.893.272.005.000	0,02727894
3	BAPA	2020	Rp 2.156.001.152.000	Rp 3.198.161.431.000	-Rp 1.042.160.279.000	Rp 21.226.814.871.000	-0,049096404
		2021	Rp 3.034.403.543.000	Rp 3.633.263.428.000	-Rp 598.859.885.000	Rp 21.933.974.714.000	-0,027302844
		2015	Rp 128.343.303.140	Rp 61.733.471.306	Rp 66.609.831.834	Rp 175.743.601.667	0,379017109
		2016	Rp 132.740.526.919	Rp 60.816.048.518	Rp 71.924.478.401	Rp 179.260.878.116	0,401227971
		2017	Rp 129.366.818.834	Rp 55.374.100.817	Rp 73.992.718.017	Rp 174.597.685.587	0,423789799
		2018	Rp 111.158.452.972	Rp 32.952.164.436	Rp 78.206.288.536	Rp 1.663.134.437.729	0,047023432
4	BCIP	2019	Rp 106.498.735.012	Rp 4.280.173.029	Rp 102.218.561.983	Rp 143.136.436.717	0,714133762
		2020	Rp 107.744.636.327	Rp 7.445.381.494	Rp 100.299.254.833	Rp 142.306.771.029	0,704810137
		2021	Rp 106.400.639.866	Rp 6.843.248.577	Rp 99.557.391.289	Rp 139.570.998.335	0,713310018
		2015	Rp 216.053.819.966	Rp 196.227.771.494	Rp 19.826.048.472	Rp 672.554.159.879	0,029478739
		2016	Rp 255.016.680.651	Rp 163.093.142.366	Rp 91.923.538.285	Rp 789.137.743.984	0,116486049
		2017	Rp 272.114.193.316	Rp 229.389.300.728	Rp 42.724.892.588	Rp 843.447.229.256	0,050655087

		2018	Rp	229.296.017.008	Rp	204.275.610.836	Rp	25.020.406.172	Rp	849.799.701.091	0,02944271
		2019	Rp	391.674.006.298	Rp	283.080.536.190	Rp	108.593.470.108	Rp	867.065.425.451	0,125242533
		2020	Rp	395.767.984.973	Rp	308.300.895.925	Rp	87.467.089.048	Rp	909.264.462.663	0,096195433
		2021	Rp	347.736.855.343	Rp	101.144.035.422	Rp	246.592.819.921	Rp	887.073.065.396	0,27798479
5	BEST	2015	Rp	1.508.625.079.130	Rp	384.484.715.527	Rp	1.124.140.363.603	Rp	4.631.315.439.422	0,242725934
		2016	Rp	1.848.611.926.078	Rp	544.672.535.900	Rp	1.303.939.390.178	Rp	5.205.373.116.830	0,250498737
		2017	Rp	2.044.717.085.481	Rp	740.813.856.691	Rp	1.303.903.228.790	Rp	5.719.000.999.540	0,227994929
		2018	Rp	2.755.020.904.347	Rp	355.040.758.137	Rp	2.399.980.146.210	Rp	6.290.126.551.391	0,381547196
		2019	Rp	2.600.730.976.855	Rp	228.163.127.983	Rp	2.372.567.848.872	Rp	6.399.477.523.890	0,370743993
		2020	Rp	2.722.827.270.198	Rp	258.669.858.995	Rp	2.464.157.411.203	Rp	6.282.180.229.732	0,392245577
		2021	Rp	2.512.714.351.541	Rp	432.585.170.220	Rp	2.080.129.181.321	Rp	6.046.212.385.412	0,344038391
6	BIPP	2015	Rp	124.366.098.795	Rp	106.035.549.078	Rp	18.330.549.717	Rp	1.324.396.226.004	0,013840684
		2016	Rp	98.981.852.198	Rp	75.330.661.077	Rp	23.651.191.121	Rp	1.648.021.678.720	0,014351262
		2017	Rp	118.585.246.238	Rp	106.459.750.880	Rp	12.125.495.358	Rp	1.748.640.897.106	0,00693424
		2018	Rp	853.073.361.939	Rp	537.705.678.421	Rp	315.367.683.518	Rp	2.063.247.282.902	0,152850163
		2019	Rp	986.581.368.104	Rp	607.830.954.825	Rp	378.750.413.279	Rp	2.167.012.633.198	0,174779975
		2020	Rp	987.418.770.826	Rp	378.439.919.105	Rp	608.978.851.721	Rp	2.126.525.330.314	0,286372724
		2021	Rp	984.765.863.843	Rp	366.079.648.188	Rp	618.686.215.655	Rp	2.044.686.725.854	0,302582399
7	BKSL	2015	Rp	4.191.414.243.140	Rp	3.227.924.826.605	Rp	963.489.416.535	Rp	11.145.896.809.593	0,086443418
		2016	Rp	4.019.040.145.498	Rp	2.848.671.180.828	Rp	1.170.368.964.670	Rp	11.359.506.311.011	0,103029915
		2017	Rp	4.596.876.388.019	Rp	2.954.287.128.281	Rp	1.642.589.259.738	Rp	14.977.041.120.833	0,109673817
		2018	Rp	4.547.349.270.546	Rp	3.093.284.238.071	Rp	1.454.065.032.475	Rp	16.252.732.184.207	0,089465883
		2019	Rp	4.726.295.211.213	Rp	3.303.530.868.409	Rp	1.422.764.342.804	Rp	17.275.272.609.213	0,082358431
		2020	Rp	4.588.731.043.660	Rp	3.270.161.549.357	Rp	1.318.569.494.303	Rp	18.371.229.973.821	0,07177361
		2021	Rp	4.688.435.244.197	Rp	1.692.127.805.105	Rp	2.996.307.439.092	Rp	16.654.989.338.161	0,179904495
8	BSDE	2015	Rp	16.789.559.633.165	Rp	6.146.403.064.486	Rp	10.643.156.568.679	Rp	36.022.148.489.646	0,29546146
		2016	Rp	16.563.751.088.957	Rp	5.690.838.899.963	Rp	10.872.912.188.994	Rp	38.536.825.180.203	0,282143434
		2017	Rp	17.964.523.956.819	Rp	7.568.816.957.723	Rp	10.395.706.999.096	Rp	45.951.188.475.157	0,226233692
		2018	Rp	20.948.678.473.652	Rp	6.231.233.383.026	Rp	14.717.445.090.626	Rp	52.101.492.204.552	0,28247646

		2019	Rp	24.256.712.740.291	Rp	6.159.441.542.866	Rp	18.097.271.197.425	Rp	54.444.849.052.447	0,332396388
		2020	Rp	28.364.293.488.112	Rp	11.832.682.024.655	Rp	16.531.611.463.457	Rp	60.862.926.586.750	0,271620384
		2021	Rp	28.397.860.868.620	Rp	10.967.892.740.436	Rp	17.429.968.128.184	Rp	61.469.712.165.656	0,283553762
9	CTRA	2015	Rp	12.022.907.000.000	Rp	801.355.000.000	Rp	11.221.552.000.000	Rp	26.258.718.000.000	0,427345768
		2016	Rp	13.679.419.000.000	Rp	7.311.044.000.000	Rp	6.368.375.000.000	Rp	29.072.250.000.000	0,219053393
		2017	Rp	15.167.178.000.000	Rp	7.782.985.000.000	Rp	7.384.193.000.000	Rp	31.706.163.000.000	0,232894564
		2018	Rp	16.151.959.000.000	Rp	7.994.843.000.000	Rp	8.157.116.000.000	Rp	34.289.017.000.000	0,237892967
		2019	Rp	18.195.176.000.000	Rp	8.368.189.000.000	Rp	9.826.987.000.000	Rp	26.196.024.000.000	0,375132768
		2020	Rp	20.645.595.000.000	Rp	11.609.414.000.000	Rp	9.036.181.000.000	Rp	39.255.187.000.000	0,230190752
		2021	Rp	21.894.719.000.000	Rp	10.963.375.000.000	Rp	10.931.344.000.000	Rp	40.668.411.000.000	0,268792012
10	DART	2015	Rp	491.950.977.000	Rp	740.783.157.000	-Rp	248.832.180.000	Rp	5.739.863.241.000	-0,043351587
		2016	Rp	389.911.953.000	Rp	605.141.343.000	-Rp	215.229.390.000	Rp	6.066.257.596.000	-0,035479764
		2017	Rp	357.528.621.000	Rp	666.459.963.000	-Rp	308.931.342.000	Rp	6.360.845.609.000	-0,048567653
		2018	Rp	320.389.809.000	Rp	814.186.066.000	-Rp	493.796.257.000	Rp	6.905.286.394.000	-0,071509888
		2019	Rp	255.695.907.000	Rp	1.432.033.724.000	-Rp	1.176.337.817.000	Rp	6.880.951.291.000	-0,170955696
		2020	Rp	182.368.717.000	Rp	609.340.883.000	-Rp	426.972.166.000	Rp	6.656.120.982.000	-0,064147296
		2021	Rp	188.892.861.000	Rp	1.287.069.124.000	-Rp	1.098.176.263.000	Rp	6.604.034.590.000	-0,16628869
11	DILD	2015	Rp	2.925.607.417.725	Rp	3.285.725.170.548	-Rp	360.117.752.823	Rp	10.288.572.076.882	-0,035001723
		2016	Rp	3.034.100.322.892	Rp	3.292.500.606.947	-Rp	258.400.284.055	Rp	11.840.056.936.442	-0,021824243
		2017	Rp	3.606.926.662.938	Rp	4.103.191.556.657	-Rp	496.264.893.719	Rp	13.097.184.984.411	-0,037890959
		2018	Rp	4.815.971.556.575	Rp	4.767.907.514.355	Rp	48.064.042.220	Rp	14.215.535.191.206	0,003381093
		2019	Rp	4.180.236.974.066	Rp	3.550.608.637.032	Rp	629.628.337.034	Rp	14.777.496.292.639	0,04260724
		2020	Rp	4.517.663.051.391	Rp	4.367.599.682.705	Rp	150.063.368.686	Rp	15.701.872.562.921	0,009557036
		2021	Rp	6.668.818.368.239	Rp	6.489.247.592.873	Rp	179.570.775.366	Rp	16.461.784.737.635	0,010908342
12	DUTI	2015	Rp	4.344.386.190.061	Rp	1.198.803.132.680	Rp	3.145.583.057.381	Rp	9.014.911.216.451	0,348931119
		2016	Rp	4.131.536.311.603	Rp	1.062.796.457.582	Rp	3.068.739.854.021	Rp	9.692.217.785.825	0,316618954
		2017	Rp	4.449.119.467.288	Rp	1.172.699.957.282	Rp	3.276.419.510.006	Rp	10.575.681.686.285	0,309806933
		2018	Rp	5.665.261.049.077	Rp	1.571.910.026.185	Rp	4.093.351.022.892	Rp	12.642.895.738.823	0,323766889
		2019	Rp	6.724.985.445.000	Rp	1.755.044.091.811	Rp	4.969.941.353.189	Rp	13.788.227.459.960	0,36044817

		2020	Rp	6.073.854.519.139	Rp	1.900.303.058.105	Rp	4.173.551.461.034	Rp	13.753.624.738.885	0,30345102
		2021	Rp	7.924.474.668.931	Rp	2.425.800.181.007	Rp	5.498.674.487.924	Rp	15.308.923.447.779	0,359181004
13	EMDE	2015	Rp	558.329.072.808	Rp	373.768.632.656	Rp	184.560.440.152	Rp	1.196.040.969.781	0,154309463
		2016	Rp	739.085.551.100	Rp	358.671.663.722	Rp	380.413.887.378	Rp	1.363.641.661.657	0,2789691
		2017	Rp	1.239.289.490.850	Rp	410.834.297.149	Rp	828.455.193.701	Rp	1.868.623.723.806	0,443350463
		2018	Rp	1.444.946.388.625	Rp	484.290.316.125	Rp	960.656.072.500	Rp	2.096.614.260.152	0,458193999
		2019	Rp	1.513.884.585.928	Rp	381.032.836.607	Rp	1.132.851.749.321	Rp	2.143.944.238.365	0,528396088
		2020	Rp	1.851.347.307.718	Rp	887.763.447.554	Rp	963.583.860.164	Rp	2.454.054.273.495	0,392649776
		2021	Rp	1.488.507.549.729	Rp	1.001.239.817.402	Rp	487.267.732.327	Rp	3.728.638.990.780	0,130682464
14	FMII	2015	Rp	324.764.064.236	Rp	105.801.761.072	Rp	218.962.303.164	Rp	584.000.536.156	0,374935106
		2016	Rp	378.172.654.730	Rp	96.092.215.801	Rp	282.080.438.929	Rp	771.547.611.433	0,365603412
		2017	Rp	284.022.424.384	Rp	80.118.701.639	Rp	203.903.722.745	Rp	801.479.951.527	0,254409012
		2018	Rp	383.811.502.955	Rp	118.630.021.417	Rp	265.181.481.538	Rp	940.955.391.343	0,281821523
		2019	Rp	274.783.145.871	Rp	94.605.074.884	Rp	180.178.070.987	Rp	891.866.986.266	0,202023479
		2020	Rp	267.197.000.000	Rp	81.634.000.000	Rp	185.563.000.000	Rp	870.707.000.000	0,213117616
		2021	Rp	248.069.000.000	Rp	193.807.000.000	Rp	54.262.000.000	Rp	869.030.000.000	0,062439732
15	GMTD	2015	Rp	545.869.132.053	Rp	512.933.237.967	Rp	32.935.894.086	Rp	1.273.990.253.786	0,025852548
		2016	Rp	507.850.267.365	Rp	435.869.175.502	Rp	71.981.091.863	Rp	1.229.172.450.340	0,058560613
		2017	Rp	496.232.085.534	Rp	415.385.986.414	Rp	80.846.099.120	Rp	1.242.714.753.944	0,065056039
		2018	Rp	476.746.263.941	Rp	347.661.140.865	Rp	129.085.123.076	Rp	1.252.862.156.022	0,103032183
		2019	Rp	459.255.257.724	Rp	281.738.984.352	Rp	177.516.273.372	Rp	1.107.518.134.867	0,16028295
		2020	Rp	466.605.508.681	Rp	335.120.216.073	Rp	131.485.292.608	Rp	987.323.142.096	0,133173514
		2021	Rp	493.500.638.906	Rp	290.368.704.875	Rp	203.131.934.031	Rp	1.072.934.636.699	0,18932368
16	GPRA	2015	Rp	1.360.614.642.936	Rp	435.263.158.794	Rp	925.351.484.142	Rp	1.574.174.572.164	0,587832824
		2016	Rp	1.397.068.988.664	Rp	331.170.103.999	Rp	1.065.898.884.665	Rp	1.569.319.030.878	0,679211087
		2017	Rp	1.251.300.687.717	Rp	272.405.382.675	Rp	978.895.305.042	Rp	1.499.462.028.211	0,652831006
		2018	Rp	1.346.121.491.173	Rp	236.047.703.080	Rp	1.110.073.788.093	Rp	1.536.453.590.418	0,722490933
		2019	Rp	1.512.917.760.432	Rp	328.957.173.572	Rp	1.183.960.586.860	Rp	1.705.918.986.765	0,694030957
		2020	Rp	1.453.805.827.200	Rp	409.260.780.295	Rp	1.044.545.046.905	Rp	1.727.361.676.947	0,604705465

		2021	Rp	1.379.043.374.866	Rp	464.080.854.956	Rp	914.962.519.910	Rp	1.760.551.462.449	0,519702229
17	GWSA	2015	Rp	809.864.098.222	Rp	230.319.789.255	Rp	579.544.308.967	Rp	6.805.277.762.308	0,085161007
		2016	Rp	810.592.847.200	Rp	92.102.697.715	Rp	718.490.149.485	Rp	6.963.273.062.204	0,10318282
		2017	Rp	899.462.126.460	Rp	108.794.083.687	Rp	790.668.042.773	Rp	7.200.861.383.403	0,10980187
		2018	Rp	1.174.187.644.192	Rp	150.466.366.721	Rp	1.023.721.277.471	Rp	7.491.033.825.272	0,136659545
		2019	Rp	1.250.403.227.981	Rp	430.963.598.546	Rp	819.439.629.435	Rp	7.601.642.820.703	0,107797702
		2020	Rp	1.267.248.705.818	Rp	78.876.768.041	Rp	1.188.371.937.777	Rp	7.543.459.452.387	0,15753673
		2021	Rp	1.250.715.596.829	Rp	50.437.597.750	Rp	1.200.277.999.079	Rp	7.558.387.262.329	0,158800807
18	JRPT	2015	Rp	2.920.132.548	Rp	2.974.359.377	-Rp	54.226.829	Rp	7.578.101.438	-0,007155728
		2016	Rp	3.033.295.022	Rp	3.111.632.814	-Rp	78.337.792	Rp	8.484.436.652	-0,009233116
		2017	Rp	3.448.797.910	Rp	3.093.711.769	Rp	355.086.141	Rp	9.472.682.688	0,037485278
		2018	Rp	3.923.648.209	Rp	3.480.039.223	Rp	443.608.986	Rp	10.541.248.257	0,042083155
		2019	Rp	3.882.837.365.000	Rp	3.385.768.357.000	Rp	497.069.008.000	Rp	11.164.935.100.000	0,044520546
		2020	Rp	4.189.170.733.000	Rp	3.244.809.938.000	Rp	944.360.795.000	Rp	11.481.521.265.000	0,082250494
		2021	Rp	3.372.963.980.000	Rp	3.283.208.945.000	Rp	89.755.035.000	Rp	11.748.147.834.000	0,007639931
19	KIJA	2015	Rp	6.645.564.014.345	Rp	1.047.210.764.452	Rp	5.598.353.249.893	Rp	9.740.694.660.705	0,574738604
		2016	Rp	7.458.654.240.223	Rp	1.157.245.481.727	Rp	6.301.408.758.496	Rp	10.733.598.205.115	0,587073285
		2017	Rp	7.677.631.812.368	Rp	1.067.196.855.057	Rp	6.610.434.957.311	Rp	11.266.320.312.348	0,586743034
		2018	Rp	8.182.825.873.086	Rp	1.144.917.357.852	Rp	7.037.908.515.234	Rp	11.783.772.244.027	0,597254289
		2019	Rp	8.540.885.742.465	Rp	1.395.923.707.329	Rp	7.144.962.035.136	Rp	12.184.611.579.312	0,586392269
		2020	Rp	8.519.726.344.155	Rp	1.378.761.274.765	Rp	7.140.965.069.390	Rp	12.200.175.979.870	0,585316563
		2021	Rp	8.638.908.717.781	Rp	1.320.149.276.793	Rp	7.318.759.440.988	Rp	12.292.090.330.026	0,595403975
20	LPCCK	2015	Rp	4.283.677.477.706	Rp	1.140.995.759.536	Rp	3.142.681.718.170	Rp	5.476.757.336.509	0,573821611
		2016	Rp	4.584.789.803.654	Rp	922.152.443.756	Rp	3.662.637.359.898	Rp	5.653.153.184.505	0,64789282
		2017	Rp	10.129.334.000.000	Rp	1.743.341.000.000	Rp	8.385.993.000.000	Rp	12.455.503.000.000	0,673276141
		2018	Rp	5.852.962.000.000	Rp	982.490.000.000	Rp	4.870.472.000.000	Rp	9.225.622.000.000	0,527928849
		2019	Rp	6.298.071.000.000	Rp	950.785.000.000	Rp	5.347.286.000.000	Rp	12.219.228.000.000	0,437612425
		2020	Rp	6.755.980.000.000	Rp	2.158.098.000.000	Rp	4.597.882.000.000	Rp	9.719.570.000.000	0,473054055
		2021	Rp	6.226.638.000.000	Rp	1.966.681.000.000	Rp	4.259.957.000.000	Rp	9.134.537.000.000	0,466357189

21	LPKR	2015	Rp	33.576.937.000.000	Rp	4.856.884.000.000	Rp	28.720.053.000.000	Rp	41.326.558.000.000	0,694953908
		2016	Rp	37.453.409.000.000	Rp	6.866.309.000.000	Rp	30.587.100.000.000	Rp	45.603.683.000.000	0,670715565
		2017	Rp	44.921.927.000.000	Rp	8.745.186.000.000	Rp	36.176.741.000.000	Rp	56.772.116.000.000	0,637227279
		2018	Rp	33.046.506.000.000	Rp	8.204.921.000.000	Rp	24.841.585.000.000	Rp	49.083.460.000.000	0,506109084
		2019	Rp	37.197.250.000.000	Rp	6.881.251.000.000	Rp	30.315.999.000.000	Rp	55.079.585.000.000	0,550403548
		2020	Rp	33.078.230.000.000	Rp	10.573.858.000.000	Rp	22.504.372.000.000	Rp	51.865.480.000.000	0,433898848
		2021	Rp	31.374.902.000.000	Rp	9.605.967.000.000	Rp	21.768.935.000.000	Rp	52.080.936.000.000	0,417982791
22	MDLN	2015	Rp	3.145.580.271.086	Rp	3.150.692.483.079	-Rp	5.112.211.993	Rp	12.843.050.665.229	-0,000398053
		2016	Rp	3.921.828.260.101	Rp	2.917.040.996.619	Rp	1.004.787.263.482	Rp	14.540.108.285.179	0,069104524
		2017	Rp	3.158.284.474.516	Rp	2.374.364.859.671	Rp	783.919.614.845	Rp	14.599.669.337.351	0,05369434
		2018	Rp	3.379.233.815.963	Rp	1.539.785.994.579	Rp	1.839.447.821.384	Rp	15.227.479.982.230	0,120797914
		2019	Rp	3.861.731.207.805	Rp	2.004.495.457.707	Rp	1.857.235.750.098	Rp	16.125.557.867.483	0,115173426
		2020	Rp	2.388.191.472.756	Rp	9.295.120.926.887	-Rp	6.906.929.454.131	Rp	14.850.039.389.857	-0,465111861
		2021	Rp	3.395.447.292.615	Rp	3.469.212.455.512	-Rp	73.765.162.897	Rp	14.539.539.040.795	-0,005073418
23	MKPI	2015	Rp	2.129.044.655.432	Rp	2.287.442.720.863	-Rp	158.398.065.431	Rp	5.709.371.372.467	-0,027743521
		2016	Rp	2.371.095.095.740	Rp	2.132.759.200.507	Rp	238.335.895.233	Rp	6.612.200.867.199	0,036044866
		2017	Rp	2.106.111.311.420	Rp	1.324.939.909.545	Rp	781.171.401.875	Rp	6.828.046.514.843	0,11440628
		2018	Rp	1.622.783.914.689	Rp	864.766.415.319	Rp	758.017.499.370	Rp	7.008.254.843.361	0,108160664
		2019	Rp	1.141.219.410.744	Rp	945.950.522.245	Rp	195.268.888.499	Rp	7.275.234.517.578	0,026840219
		2020	Rp	879.975.478.975	Rp	939.808.397.416	-Rp	59.832.918.441	Rp	7.622.918.065.733	-0,007849083
		2021	Rp	1.032.021.454.100	Rp	1.059.762.104.835	-Rp	27.740.650.735	Rp	7.994.282.432.092	-0,003470061
24	MTSM	2015	Rp	65.876.305.906	Rp	4.209.997.730	Rp	61.666.308.176	Rp	88.172.596.470	0,699381788
		2016	Rp	61.971.183.173	Rp	3.250.110.881	Rp	58.721.072.292	Rp	84.641.766.703	0,693760003
		2017	Rp	47.437.556.536	Rp	4.153.496.218	Rp	43.284.060.318	Rp	80.234.783.495	0,539467528
		2018	Rp	16.698.022.321	Rp	4.801.266.631	Rp	11.896.755.690	Rp	75.129.492.493	0,158350007
		2019	Rp	20.114.756.713	Rp	12.186.971.999	Rp	7.927.784.714	Rp	76.461.609.634	0,103683205
		2020	Rp	22.399.616.199	Rp	14.484.565.017	Rp	7.915.051.182	Rp	72.921.362.051	0,108542284
		2021	Rp	35.841.993.100	Rp	15.589.100.213	Rp	20.252.892.887	Rp	69.927.105.928	0,289628644
25	PLIN	2015	Rp	1.248.002.024.000	Rp	746.556.660.000	Rp	501.445.364.000	Rp	4.671.089.985.000	0,107350825

		2016	Rp	833.290.615.000	Rp	1.370.475.589.000	-Rp	537.184.974.000	Rp	4.586.569.370.000	-0,117121301
		2017	Rp	961.962.801.000	Rp	824.154.197.000	Rp	137.808.604.000	Rp	4.639.438.405.000	0,029703725
		2018	Rp	1.412.275.572.000	Rp	1.135.313.268.000	Rp	276.962.304.000	Rp	15.143.755.490.000	0,018288878
		2019	Rp	956.474.290.000	Rp	582.233.582.000	Rp	374.240.708.000	Rp	12.548.031.316.000	0,029824655
		2020	Rp	1.234.393.319.000	Rp	418.601.976.000	Rp	815.791.343.000	Rp	11.815.911.491.000	0,069041761
		2021	Rp	1.322.053.365.000	Rp	432.930.770.000	Rp	889.122.595.000	Rp	11.929.479.831.000	0,074531548
26	PWON	2015	Rp	5.408.561.738.000	Rp	4.423.677.906.000	Rp	984.883.832.000	Rp	18.778.122.467.000	0,052448472
		2016	Rp	6.126.852.547.000	Rp	4.618.261.907.000	Rp	1.508.590.640.000	Rp	20.674.141.654.000	0,072969929
		2017	Rp	8.427.605.641.000	Rp	4.913.178.190.000	Rp	3.514.427.451.000	Rp	14.931.112.095.000	0,235376135
		2018	Rp	9.472.787.624.000	Rp	4.096.381.121.000	Rp	5.376.406.503.000	Rp	25.018.080.224.000	0,214900842
		2019	Rp	9.642.587.369.000	Rp	3.373.096.633.000	Rp	6.269.490.736.000	Rp	26.095.153.343.000	0,240254987
		2020	Rp	8.590.023.831.000	Rp	4.336.698.236.000	Rp	4.253.325.595.000	Rp	26.458.805.377.000	0,160752745
		2021	Rp	11.453.040.378.000	Rp	3.018.980.942.000	Rp	8.434.059.436.000	Rp	28.866.081.129.000	0,292178886
27	RBMS	2015	Rp	65.561.714.852	Rp	16.595.409.479	Rp	48.966.305.373	Rp	191.275.595.985	0,255998708
		2016	Rp	65.701.646.593	Rp	52.990.947.678	Rp	12.710.698.915	Rp	395.301.532.428	0,032154439
		2017	Rp	114.982.009.855	Rp	80.001.583.655	Rp	34.980.426.200	Rp	432.055.786.199	0,080962754
		2018	Rp	298.062.795.147	Rp	140.941.418.487	Rp	157.121.376.660	Rp	897.968.027.638	0,174974355
		2019	Rp	146.858.246.203	Rp	55.003.737.709	Rp	91.854.508.494	Rp	806.591.455.280	0,113879843
		2020	Rp	103.726.849.704	Rp	49.986.583.175	Rp	53.740.266.529	Rp	760.445.865.842	0,070669418
		2021	Rp	94.977.781.333	Rp	34.013.707.388	Rp	60.964.073.945	Rp	771.096.800.598	0,079061506
28	RDTX	2015	Rp	393.063.035.229	Rp	190.680.585.085	Rp	202.382.450.144	Rp	1.872.158.609.529	0,108101124
		2016	Rp	568.220.662.200	Rp	174.693.849.365	Rp	393.526.812.835	Rp	2.101.753.788.854	0,187237351
		2017	Rp	551.269.481.158	Rp	119.405.075.125	Rp	431.864.406.033	Rp	2.280.461.717.989	0,189375863
		2018	Rp	542.644.351.154	Rp	120.721.746.865	Rp	421.922.604.289	Rp	2.526.489.781.165	0,166999529
		2019	Rp	294.344.906.322	Rp	141.004.370.457	Rp	153.340.535.865	Rp	2.795.788.452.762	0,054846974
		2020	Rp	307.484.383.047	Rp	111.942.149.785	Rp	195.542.233.262	Rp	2.971.061.771.714	0,065815607
		2021	Rp	464.028.004.432	Rp	146.965.834.672	Rp	317.062.169.760	Rp	3.161.105.356.526	0,100301045
29	RODA	2015	Rp	1.407.825.646.900	Rp	434.968.959.492	Rp	972.856.687.408	Rp	3.232.242.644.731	0,300985042
		2016	Rp	1.880.836.875.961	Rp	349.448.918.376	Rp	1.531.387.957.585	Rp	3.428.743.677.749	0,446632382

		2017	Rp	2.233.623.754.561	Rp	386.940.489.024	Rp	1.846.683.265.537	Rp	3.548.567.553.465	0,520402455
		2018	Rp	1.733.102.868.352	Rp	401.006.095.219	Rp	1.332.096.773.133	Rp	3.988.656.612.638	0,333971285
		2019	Rp	1.777.270.200.743	Rp	521.745.951.755	Rp	1.255.524.248.988	Rp	3.911.163.391.136	0,321010432
		2020	Rp	1.864.919.947.046	Rp	924.099.584.524	Rp	940.820.362.522	Rp	3.936.147.888.286	0,239020583
		2021	Rp	1.557.988.292.491	Rp	423.396.641.682	Rp	1.134.591.650.809	Rp	2.650.686.851.644	0,42803685
30	SMDM	2015	Rp	1.009.206.130.000	Rp	485.999.275.000	Rp	523.206.855.000	Rp	3.154.581.181.000	0,165856202
		2016	Rp	820.460.129.040	Rp	95.900.900.686	Rp	724.559.228.354	Rp	3.098.989.165.921	0,233805021
		2017	Rp	876.583.776.938	Rp	92.624.163.578	Rp	783.959.613.360	Rp	3.141.680.323.403	0,249535132
		2018	Rp	886.958.604.049	Rp	388.229.372.720	Rp	498.729.231.329	Rp	3.158.642.385.060	0,157893541
		2019	Rp	914.972.706.804	Rp	442.630.720.460	Rp	472.341.986.344	Rp	3.213.173.105.916	0,147001724
		2020	Rp	920.069.306.444	Rp	366.957.816.969	Rp	553.111.489.475	Rp	3.201.910.904.021	0,172744185
		2021	Rp	1.029.230.974.889	Rp	433.228.532.976	Rp	596.002.441.913	Rp	3.303.511.723.151	0,180414811
31	SMRA	2015	Rp	7.289.681.520.000	Rp	4.409.686.044.000	Rp	2.879.995.476.000	Rp	18.758.262.022.000	0,153532106
		2016	Rp	8.698.817.086.000	Rp	4.217.371.371.528.000	-Rp	4.208.672.554.442.000	Rp	20.810.319.657.000	-202,239688
		2017	Rp	9.158.268.565.000	Rp	6.275.827.667.000	Rp	2.882.440.898.000	Rp	21.662.711.991.000	0,13306002
		2018	Rp	10.498.095.322.000	Rp	7.229.216.830.000	Rp	3.268.878.492.000	Rp	23.299.242.068.000	0,140299778
		2019	Rp	11.150.744.753.000	Rp	9.017.332.185.000	Rp	2.133.412.568.000	Rp	24.441.657.276.000	0,087285921
		2020	Rp	11.888.917.644.000	Rp	8.359.155.158.000	Rp	3.529.762.486.000	Rp	24.922.532.224.000	0,141629368
		2021	Rp	13.030.535.603.000	Rp	6.968.765.921.000	Rp	6.061.769.682.000	Rp	26.049.716.678.000	0,232700023

Sumber : Data diolah, 2022

Lampiran 4.2

Perhitungan *Retained Earnings to Total Asset*

No	Kode	Tahun	Laba Ditahan	Total Asset	RE/TA
			(a)	(b)	(c)=(a/b)
1	APLN	2015	Rp 3.749.691.468	Rp 24.559.174.988	0,152679863
		2016	Rp 4.366.549.106	Rp 25.711.953.382	0,169825647
		2017	Rp 5.689.458.536.000	Rp 28.790.116.014.000	0,197618465
		2018	Rp 5.709.015.575.000	Rp 29.583.829.904.000	0,192977569
		2019	Rp 5.616.636.380.000	Rp 29.460.345.080.000	0,190650733
		2020	Rp 4.758.954.964.000	Rp 30.391.359.956.000	0,156589076
2	ASRI	2021	Rp 4.108.595.396.000	Rp 29.611.111.193.000	0,138751814
		2015	Rp 4.057.176.580.000	Rp 18.709.870.126.000	0,21684686
		2016	Rp 4.575.276.672.000	Rp 20.186.130.682.000	0,226654466
		2017	Rp 5.917.605.512.000	Rp 20.728.430.487.000	0,285482565
		2018	Rp 6.894.694.323.000	Rp 20.890.925.564.000	0,330032975
		2019	Rp 7.904.283.188.000	Rp 21.893.272.005.000	0,361037089
3	BAPA	2020	Rp 6.735.849.574.000	Rp 21.226.814.871.000	0,317327381
		2021	Rp 6.888.454.855.000	Rp 21.933.974.714.000	0,314054108
		2015	Rp 42.554.269.493	Rp 175.743.601.667	0,242138371
		2016	Rp 44.371.049.038	Rp 179.260.878.116	0,247522212
		2017	Rp 57.579.944.057	Rp 174.597.685.587	0,329786411
		2018	Rp 66.465.477.865	Rp 1.663.134.437.729	0,039963984
4	BCIP	2019	Rp 71.421.708.679	Rp 143.136.436.717	0,498976433
		2020	Rp 71.518.228.112	Rp 142.306.771.029	0,502563775
		2021	Rp 69.710.292.938	Rp 139.570.998.335	0,499461161
		2015	Rp 102.555.300.446	Rp 672.554.159.879	0,152486308
		2016	Rp 151.847.813.612	Rp 789.137.743.984	0,192422444
		2017	Rp 204.513.475.760	Rp 843.447.229.256	0,242473351
5	BEST	2018	Rp 253.622.341.781	Rp 849.799.701.091	0,298449554
		2019	Rp 275.749.036.794	Rp 867.065.425.451	0,31802564
		2020	Rp 286.998.081.286	Rp 909.264.462.663	0,315637631
		2021	Rp 285.445.000.138	Rp 887.073.065.396	0,321782964
		2015	Rp 1.711.440.154.805	Rp 4.631.315.439.422	0,369536512
		2016	Rp 2.036.571.889.124	Rp 5.205.373.116.830	0,391244171
		2017	Rp 2.458.798.821.456	Rp 5.719.000.999.540	0,429935022
		2018	Rp 2.782.696.528.419	Rp 6.290.126.551.391	0,442391183
		2019	Rp 3.079.487.751.169	Rp 6.399.477.523.890	0,481209246

		2020	Rp	2.967.437.496.155	Rp	6.282.180.229.732	0,472357906
		2021	Rp	2.904.718.685.404	Rp	6.046.212.385.412	0,480419559
6	BIPP	2015	-Rp	522.532.539.226	Rp	1.324.396.226.004	-0,394543966
		2016	-Rp	494.302.872.614	Rp	1.648.021.678.720	-0,299937118
		2017	-Rp	510.014.230.439	Rp	1.748.640.897.106	-0,291663218
		2018	-Rp	556.396.828.158	Rp	2.063.247.282.902	-0,269670452
		2019	-Rp	557.965.019.324	Rp	2.167.012.633.198	-0,257481203
		2020	-Rp	510.899.287.330	Rp	2.126.525.330.314	-0,240250741
		2021	-Rp	517.089.005.034	Rp	2.044.686.725.854	-0,252894
7	BKSL	2015	Rp	995.914.166.077	Rp	11.145.896.809.593	0,089352538
		2016	Rp	1.558.949.560.655	Rp	11.359.506.311.011	0,13723744
		2017	Rp	2.021.190.028.185	Rp	14.977.041.120.833	0,134952559
		2018	Rp	2.363.534.145.437	Rp	16.252.732.184.207	0,145423804
		2019	Rp	2.418.505.697.101	Rp	17.275.272.609.213	0,139998121
		2020	Rp	473.417.222.828	Rp	18.371.229.973.821	0,02576949
		2021	Rp	741.193.989.568	Rp	16.654.989.338.161	0,04450282
8	BSDE	2015	Rp	10.693.844.044.487	Rp	36.022.148.489.646	0,296868579
		2016	Rp	12.376.630.229.116	Rp	38.536.825.180.203	0,321163723
		2017	Rp	17.130.410.813.931	Rp	45.951.188.475.157	0,372795816
		2018	Rp	18.479.076.131.565	Rp	52.101.492.204.552	0,354674604
		2019	Rp	21.248.132.166.540	Rp	54.444.849.052.447	0,390268915
		2020	Rp	20.982.036.769.142	Rp	60.862.926.586.750	0,344742489
		2021	Rp	22.374.205.490.250	Rp	61.469.712.165.656	0,363987478
9	CTRA	2015	Rp	3.745.935.000.000	Rp	26.258.718.000.000	0,142654908
		2016	Rp	4.357.314.000.000	Rp	29.072.250.000.000	0,149878802
		2017	Rp	5.163.523.000.000	Rp	31.706.163.000.000	0,162855499
		2018	Rp	6.172.813.000.000	Rp	34.289.017.000.000	0,180023038
		2019	Rp	7.145.315.000.000	Rp	26.196.024.000.000	0,27276334
		2020	Rp	7.134.584.000.000	Rp	39.255.187.000.000	0,181748822
		2021	Rp	8.711.360.000.000	Rp	40.668.411.000.000	0,214204583
10	DART	2015	Rp	1.402.292.476.000	Rp	5.739.863.241.000	0,244307646
		2016	Rp	1.593.507.866.000	Rp	6.066.257.596.000	0,262683844
		2017	Rp	1.529.328.109.000	Rp	6.360.845.609.000	0,240428428
		2018	Rp	1.536.064.378.000	Rp	6.905.286.394.000	0,222447599
		2019	Rp	1.274.293.601.000	Rp	6.880.951.291.000	0,185191487
		2020	Rp	874.127.479.000	Rp	6.656.120.982.000	0,131326862
		2021	Rp	462.910.355.000	Rp	6.604.034.590.000	0,070095083
11	DILD	2015	Rp	1.133.402.372.703	Rp	10.288.572.076.882	0,11016129
		2016	Rp	1.375.153.341.857	Rp	11.840.056.936.442	0,116144149
		2017	Rp	1.619.628.931.777	Rp	13.097.184.984.411	0,12366237

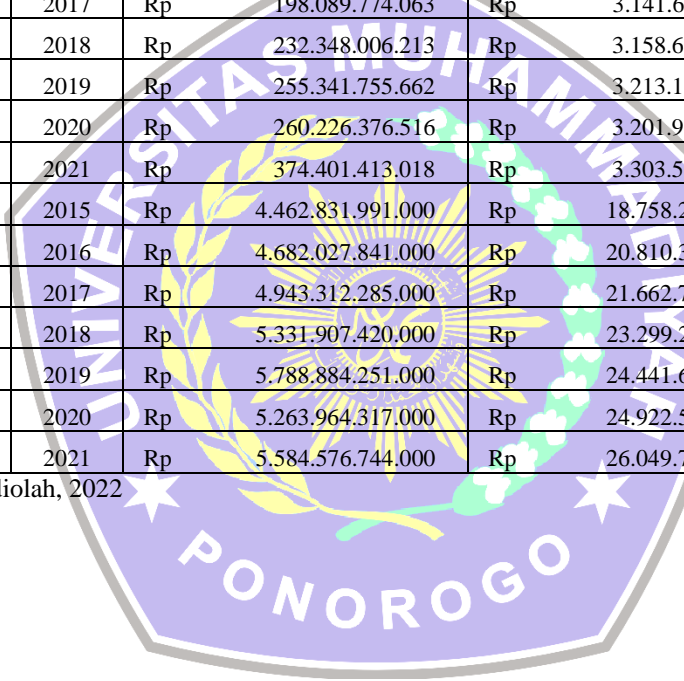
		2018	Rp	1.837.558.868.902	Rp	14.215.535.191.206	0,129264136
		2019	Rp	2.066.784.409.208	Rp	14.777.496.292.639	0,139860256
		2020	Rp	1.068.996.566.394	Rp	15.701.872.562.921	0,068080833
		2021	Rp	1.092.044.762.672	Rp	16.461.784.737.635	0,066338175
12	DUTI	2015	Rp	1.408.631.305.479	Rp	9.014.911.216.451	0,156255705
		2016	Rp	1.656.455.968.224	Rp	9.692.217.785.825	0,170905773
		2017	Rp	5.267.124.286.367	Rp	10.575.681.686.285	0,498041114
		2018	Rp	6.184.880.870.542	Rp	12.642.895.738.823	0,489198123
		2019	Rp	7.280.313.774.381	Rp	13.788.227.459.960	0,528009405
		2020	Rp	7.060.035.427.999	Rp	13.753.624.738.885	0,513321801
		2021	Rp	7.726.266.673.848	Rp	15.308.923.447.779	0,504690398
13	EMDE	2015	Rp	165.185.529.891	Rp	1.196.040.969.781	0,13811026
		2016	Rp	224.152.116.576	Rp	1.363.641.661.657	0,16437758
		2017	Rp	322.162.828.347	Rp	1.868.623.723.806	0,172406474
		2018	Rp	339.670.369.378	Rp	2.096.614.260.152	0,162008995
		2019	Rp	307.463.663.479	Rp	2.143.944.238.365	0,143410289
		2020	Rp	84.490.236.878	Rp	2.454.054.273.495	0,034428838
		2021	Rp	1.223.997.279.811	Rp	3.728.638.990.780	0,328269184
14	FMII	2015	Rp	39.741.875.767	Rp	584.000.536.156	0,068051095
		2016	Rp	290.496.828.209	Rp	771.547.611.433	0,376511863
		2017	Rp	340.725.645.113	Rp	801.479.951.527	0,425120609
		2018	Rp	346.641.180.750	Rp	940.955.391.343	0,368392789
		2019	Rp	349.359.777.332	Rp	891.866.986.266	0,391717356
		2020	Rp	347.897.000.000	Rp	870.707.000.000	0,399556912
		2021	Rp	635.412.000.000	Rp	869.030.000.000	0,731173837
15	GMTD	2015	Rp	501.118.776.198	Rp	1.273.990.253.786	0,393345848
		2016	Rp	582.389.040.470	Rp	1.229.172.450.340	0,473805803
		2017	Rp	647.442.281.113	Rp	1.242.714.753.944	0,520990259
		2018	Rp	706.776.549.802	Rp	1.252.862.156.022	0,564129538
		2019	Rp	632.674.560.866	Rp	1.107.518.134.867	0,571254358
		2020	Rp	527.444.028.255	Rp	987.323.142.096	0,534216211
		2021	Rp	499.578.045.751	Rp	1.072.934.636.699	0,465618341
16	GPRA	2015	Rp	394.101.757.611	Rp	1.574.174.572.164	0,250354544
		2016	Rp	421.779.938.631	Rp	1.569.319.030.878	0,268766217
		2017	Rp	438.124.297.658	Rp	1.499.462.028.211	0,292187658
		2018	Rp	472.401.839.609	Rp	1.536.453.590.418	0,307462485
		2019	Rp	516.190.422.051	Rp	1.705.918.986.765	0,302587887
		2020	Rp	465.473.231.978	Rp	1.727.361.676.947	0,269470626
		2021	Rp	520.304.358.367	Rp	1.760.551.462.449	0,295534876
17	GWSA	2015	Rp	5.196.349.481.642	Rp	6.805.277.762.308	0,763576398

		2016	Rp	5.399.273.461.777	Rp	6.963.273.062.204	0,775393039
		2017	Rp	5.584.677.215.596	Rp	7.200.861.383.403	0,775556828
		2018	Rp	5.791.926.249.271	Rp	7.491.033.825.272	0,773181164
		2019	Rp	5.914.608.910.704	Rp	7.601.642.820.703	0,778069827
		2020	Rp	5.859.465.740.685	Rp	7.543.459.452.387	0,776761084
		2021	Rp	5.881.253.237.615	Rp	7.558.387.262.329	0,77810954
18	JRPT	2015	Rp	3.191.406.382.000	Rp	7.578.101.438	421,1353474
		2016	Rp	3.094.522.910.000	Rp	8.484.436.652	364,7293317
		2017	Rp	4.692.015.973.000	Rp	9.472.682.688	495,3207162
		2018	Rp	5.372.427.838.000	Rp	10.541.248.257	509,6576522
		2019	Rp	6.057.628.179.000	Rp	11.164.935.100.000	0,542558297
		2020	Rp	6.563.042.546.000	Rp	11.481.521.265.000	0,571617854
		2021	Rp	7.034.947.128.000	Rp	11.748.147.834.000	0,598813296
19	KIJA	2015	Rp	1.433.614.007.841	Rp	9.740.694.660.705	0,1471778
		2016	Rp	1.870.179.683.576	Rp	10.733.598.205.115	0,174236043
		2017	Rp	1.889.500.304.969	Rp	11.266.320.312.348	0,167712283
		2018	Rp	1.930.421.313.044	Rp	11.783.772.244.027	0,163820318
		2019	Rp	2.049.177.515.313	Rp	12.184.611.579.312	0,1681775
		2020	Rp	1.947.908.987.384	Rp	12.200.175.979.870	0,159662368
		2021	Rp	1.942.693.698.436	Rp	12.292.090.330.026	0,158044209
20	LPCK	2015	Rp	3.189.948.176.952	Rp	5.476.757.336.509	0,582451984
		2016	Rp	3.729.336.669.758	Rp	5.653.153.184.505	0,659691423
		2017	Rp	4.092.749.000.000	Rp	12.455.503.000.000	0,32858962
		2018	Rp	6.249.281.000.000	Rp	9.225.622.000.000	0,677383162
		2019	Rp	5.228.595.000.000	Rp	12.219.228.000.000	0,427898964
		2020	Rp	999.618.000.000	Rp	9.719.570.000.000	0,102845908
		2021	Rp	1.007.084.000.000	Rp	9.134.537.000.000	0,110250142
21	LPKR	2015	Rp	7.101.438.271.572	Rp	41.326.558.000.000	0,171837158
		2016	Rp	7.945.093.000.000	Rp	45.603.683.000.000	0,174220424
		2017	Rp	8.491.948.000.000	Rp	56.772.116.000.000	0,149579558
		2018	Rp	5.009.807.000.000	Rp	49.083.460.000.000	0,102067112
		2019	Rp	2.992.896.000.000	Rp	55.079.585.000.000	0,054337664
		2020	-Rp	6.630.294.000.000	Rp	51.865.480.000.000	-0,127836357
		2021	-Rp	8.284.890.000.000	Rp	52.080.936.000.000	-0,15907721
22	MDLN	2015	Rp	3.721.677.288.778	Rp	12.843.050.665.229	0,289781407
		2016	Rp	4.224.039.840.389	Rp	14.540.108.285.179	0,290509517
		2017	Rp	4.735.765.216.764	Rp	14.599.669.337.351	0,324374827
		2018	Rp	4.616.902.617.104	Rp	15.227.479.982.230	0,303195448
		2019	Rp	5.025.217.091.820	Rp	16.125.557.867.483	0,311630589
		2020	Rp	1.990.852.711.547	Rp	14.850.039.389.857	0,1340638

		2021	Rp	1.955.052.463.878	Rp	14.539.539.040.795	0,134464542
23	MKPI	2015	Rp	2.872.758.171.867	Rp	5.709.371.372.467	0,503165407
		2016	Rp	3.761.072.638.489	Rp	6.612.200.867.199	0,568807983
		2017	Rp	4.603.829.062.661	Rp	6.828.046.514.843	0,674252739
		2018	Rp	5.271.531.695.028	Rp	7.008.254.843.361	0,752188928
		2019	Rp	5.535.432.536.731	Rp	7.275.234.517.578	0,76085967
		2020	Rp	5.613.912.343.694	Rp	7.622.918.065.733	0,73645188
		2021	Rp	5.837.156.396.880	Rp	7.994.282.432.092	0,730166397
24	MTSM	2015	Rp	15.992.215.399	Rp	88.172.596.470	0,181373987
		2016	Rp	13.664.995.701	Rp	84.641.766.703	0,161445067
		2017	Rp	8.405.633.021	Rp	80.234.783.495	0,104762955
		2018	Rp	1.639.142.594	Rp	75.129.492.493	0,021817565
		2019	-Rp	7.603.301.937	Rp	76.461.609.634	-0,09943947
		2020	-Rp	15.956.201.401	Rp	72.921.362.051	-0,218813815
		2021	-Rp	18.359.523.237	Rp	69.927.105.928	-0,262552311
25	PLIN	2015	Rp	1.478.015.969.000	Rp	4.671.089.985.000	0,31641779
		2016	Rp	2.047.640.485.000	Rp	4.586.569.370.000	0,446442716
		2017	Rp	1.676.301.190.000	Rp	4.639.438.405.000	0,361315539
		2018	Rp	1.887.259.770.000	Rp	15.143.755.490.000	0,124622969
		2019	Rp	10.428.270.269.000	Rp	12.548.031.316.000	0,831068237
		2020	Rp	9.364.282.826.000	Rp	11.815.911.491.000	0,792514639
		2021	Rp	9.650.151.207.000	Rp	11.929.479.831.000	0,808933109
26	PWON	2015	Rp	5.650.567.573	Rp	18.778.122.467.000	0,000300912
		2016	Rp	7.103.616.297	Rp	20.674.141.654.000	0,000343599
		2017	Rp	8.758.678.943.000	Rp	14.931.112.095.000	0,586605933
		2018	Rp	11.011.590.256.000	Rp	25.018.080.224.000	0,440145293
		2019	Rp	1.642.514.016.676	Rp	26.095.153.343.000	0,06294326
		2020	Rp	46.902.359.259	Rp	26.458.805.377.000	0,001772656
		2021	Rp	62.807.526.438	Rp	28.866.081.129.000	0,002175824
27	RBMS	2015	-Rp	14.536.883.494	Rp	191.275.595.985	-0,075999677
		2016	-Rp	21.135.708.209	Rp	395.301.532.428	-0,053467307
		2017	-Rp	7.088.744.521	Rp	432.055.786.199	-0,016407012
		2018	-Rp	4.204.371.803	Rp	897.968.027.638	-0,004682095
		2019	-Rp	26.966.925.954	Rp	806.591.455.280	-0,033433191
		2020	-Rp	70.706.634.640	Rp	760.445.865.842	-0,092980497
		2021	-Rp	93.724.479.459	Rp	771.096.800.598	-0,12154697
28	RDTX	2015	Rp	1.445.346.288.990	Rp	1.872.158.609.529	0,772021282
		2016	Rp	1.684.622.345.427	Rp	2.101.753.788.854	0,801531728
		2017	Rp	1.907.764.071.279	Rp	2.280.461.717.989	0,836569216
		2018	Rp	2.164.834.644.424	Rp	2.526.489.781.165	0,8568547

		2019	Rp	2.374.855.149.303	Rp	2.795.788.452.762	0,849440217
		2020	Rp	2.586.631.256.588	Rp	2.971.061.771.714	0,870608373
		2021	Rp	2.752.486.629.715	Rp	3.161.105.356.526	0,870735493
29	RODA	2015	Rp	1.038.787.319.659	Rp	3.232.242.644.731	0,32138284
		2016	Rp	1.039.088.820.090	Rp	3.428.743.677.749	0,303052347
		2017	Rp	1.059.877.259.732	Rp	3.548.567.553.465	0,298677493
		2018	Rp	1.052.319.429.610	Rp	3.988.656.612.638	0,263828033
		2019	Rp	900.628.541.808	Rp	3.911.163.391.136	0,230271265
		2020	Rp	713.495.531.161	Rp	3.936.147.888.286	0,18126746
		2021	Rp	724.885.561.538	Rp	2.650.686.851.644	0,273470841
30	SMDM	2015	Rp	170.305.442.000	Rp	3.154.581.181.000	0,053986704
		2016	Rp	186.997.120.290	Rp	3.098.989.165.921	0,060341328
		2017	Rp	198.089.774.063	Rp	3.141.680.323.403	0,063052174
		2018	Rp	232.348.006.213	Rp	3.158.642.385.060	0,073559453
		2019	Rp	255.341.755.662	Rp	3.213.173.105.916	0,079467164
		2020	Rp	260.226.376.516	Rp	3.201.910.904.021	0,08127221
		2021	Rp	374.401.413.018	Rp	3.303.511.723.151	0,113334368
31	SMRA	2015	Rp	4.462.831.991.000	Rp	18.758.262.022.000	0,237912872
		2016	Rp	4.682.027.841.000	Rp	20.810.319.657.000	0,224985868
		2017	Rp	4.943.312.285.000	Rp	21.662.711.991.000	0,228194526
		2018	Rp	5.331.907.420.000	Rp	23.299.242.068.000	0,228844672
		2019	Rp	5.788.884.251.000	Rp	24.441.657.276.000	0,236844997
		2020	Rp	5.263.964.317.000	Rp	24.922.532.224.000	0,211213061
		2021	Rp	5.584.576.744.000	Rp	26.049.716.678.000	0,214381477

Sumber : Data diolah, 2022



Lampiran 4.3

Perhitungan *Earnings Before Interest and Taxes to Total Asset*

No	Kode	Tahun	EBIT		Total Asset		EBIT/TA
				(a)		(b)	(c)=(a/b)
1	APLN	2015	Rp	1.536.038.572	Rp	24.559.174.988	0,062544388
		2016	Rp	1.545.377.233	Rp	25.711.953.382	0,060103455
		2017	Rp	2.891.622.763.00 0	Rp	28.790.116.014.000	0,100438038
		2018	Rp	1.154.867.394.000	Rp	29.583.829.904.000	0,039037116
		2019	Rp	1.034.406.289.000	Rp	29.460.345.080.000	0,035111818
		2020	Rp	1.231.414.436.000	Rp	30.391.359.956.000	0,04051857
		2021	Rp	670.042.229.000	Rp	29.611.111.193.000	0,022628068
2	ASRI	2015	Rp	638.105.174.000	Rp	18.709.870.126.000	0,03410527
		2016	Rp	418.890.350.000	Rp	20.186.130.682.000	0,020751394
		2017	Rp	1.173.318.262.000	Rp	20.728.430.487.000	0,056604298
		2018	Rp	611.996.786.000	Rp	20.890.925.564.000	0,029294862
		2019	Rp	460.447.930.000	Rp	21.893.272.005.000	0,021031481
		2020	-Rp	182.797.846.000	Rp	21.226.814.871.000	-0,008611647
		2021	Rp	695.854.828.000	Rp	21.933.974.714.000	0,031724976
3	BAPA	2015	Rp	6.198.533.158	Rp	175.743.601.667	0,035270321
		2016	Rp	10.629.511.659	Rp	179.260.878.116	0,059296327
		2017	Rp	16.324.877.738	Rp	174.597.685.587	0,093499966
		2018	Rp	6.250.906.586	Rp	1.663.134.437.729	0,00375851
		2019	Rp	5.160.300.035	Rp	143.136.436.717	0,036051617
		2020	-Rp	3.633.845.797	Rp	142.306.771.029	-0,025535298
		2021	-Rp	1.956.035.658	Rp	139.570.998.335	-0,014014628
4	BCIP	2015	Rp	14.630.633.882	Rp	672.554.159.879	0,021753837
		2016	Rp	60.785.738.004	Rp	789.137.743.984	0,077028045
		2017	Rp	66.678.218.482	Rp	843.447.229.256	0,079054405
		2018	Rp	67.437.919.317	Rp	849.799.701.091	0,079357429
		2019	Rp	21.107.621.129	Rp	867.065.425.451	0,024343747
		2020	Rp	33.592.785.203	Rp	909.264.462.663	0,036945011
		2021	Rp	14.716.290.318	Rp	887.073.065.396	0,016589716
5	BEST	2015	Rp	124.281.576.348	Rp	4.631.315.439.422	0,026835049
		2016	Rp	193.388.889.455	Rp	5.205.373.116.830	0,037151782
		2017	Rp	327.421.027.806	Rp	5.719.000.999.540	0,057251437
		2018	Rp	316.179.292.708	Rp	6.290.126.551.391	0,050265967
		2019	Rp	246.219.862.215	Rp	6.399.477.523.890	0,038474994
		2020	-Rp	28.575.690.222	Rp	6.282.180.229.732	-0,00454869

		2021	-Rp	43.194.031.787	Rp	6.046.212.385.412	-0,007143982
6	BIPP	2015	Rp	42.766.582.156	Rp	1.324.396.226.004	0,03229138
		2016	Rp	38.249.414.914	Rp	1.648.021.678.720	0,023209291
		2017	-Rp	176.119.624	Rp	1.748.640.897.106	-0,000100718
		2018	-Rp	1.581.949.812	Rp	2.063.247.282.902	-0,000766728
		2019	Rp	57.685.960.608	Rp	2.167.012.633.198	0,026620039
		2020	Rp	169.467.681.517	Rp	2.126.525.330.314	0,079692294
		2021	Rp	79.828.764.119	Rp	2.044.686.725.854	0,039042051
7	BKSL	2015	Rp	204.547.112.322	Rp	11.145.896.809.593	0,018351786
		2016	Rp	656.995.801.142	Rp	11.359.506.311.011	0,057836651
		2017	Rp	607.687.351.510	Rp	14.977.041.120.833	0,040574593
		2018	Rp	520.485.271.231	Rp	16.252.732.184.207	0,032024478
		2019	Rp	252.186.094.451	Rp	17.275.272.609.213	0,014598096
		2020	-Rp	862.776.787.639	Rp	18.371.229.973.821	-0,046963474
		2021	Rp	482.702.633.066	Rp	16.654.989.338.161	0,028982464
8	BSDE	2015	Rp	2.547.409.641.626	Rp	36.022.148.489.646	0,070717871
		2016	Rp	2.446.935.231.148	Rp	38.536.825.180.203	0,063496025
		2017	Rp	5.062.395.669.731	Rp	45.951.188.475.157	0,110168982
		2018	Rp	2.286.462.496.734	Rp	52.101.492.204.552	0,043884779
		2019	Rp	3.746.497.482.611	Rp	54.444.849.052.447	0,068812708
		2020	Rp	1.723.432.937.400	Rp	60.862.926.586.750	0,028316629
		2021	Rp	2.798.467.140.023	Rp	61.469.712.165.656	0,045525952
9	CTRA	2015	Rp	2.414.825.000.000	Rp	26.258.718.000.000	0,091962791
		2016	Rp	1.851.165.000.000	Rp	29.072.250.000.000	0,063674638
		2017	Rp	944.031.000.000	Rp	31.706.163.000.000	0,029774369
		2018	Rp	1.549.284.000.000	Rp	34.289.017.000.000	0,045183098
		2019	Rp	1.527.094.000.000	Rp	26.196.024.000.000	0,058294877
		2020	Rp	1.620.992.000.000	Rp	39.255.187.000.000	0,041293702
		2021	Rp	2.358.156.000.000	Rp	40.668.411.000.000	0,057984955
10	DART	2015	Rp	304.996.375.000	Rp	5.739.863.241.000	0,053136523
		2016	Rp	313.514.003.000	Rp	6.066.257.596.000	0,051681617
		2017	Rp	123.145.920.000	Rp	6.360.845.609.000	0,019359992
		2018	Rp	88.388.480.000	Rp	6.905.286.394.000	0,012800118
		2019	-Rp	517.016.559.000	Rp	6.880.951.291.000	-0,075137366
		2020	-Rp	725.332.218.000	Rp	6.656.120.982.000	-0,108972211
		2021	-Rp	750.334.012.000	Rp	6.604.034.590.000	-0,113617517
11	DILD	2015	Rp	457.149.370.193	Rp	10.288.572.076.882	0,044432732
		2016	Rp	404.256.991.416	Rp	11.840.056.936.442	0,034143163
		2017	Rp	344.909.760.246	Rp	13.097.184.984.411	0,026334648
		2018	Rp	326.818.365.272	Rp	14.215.535.191.206	0,022990226

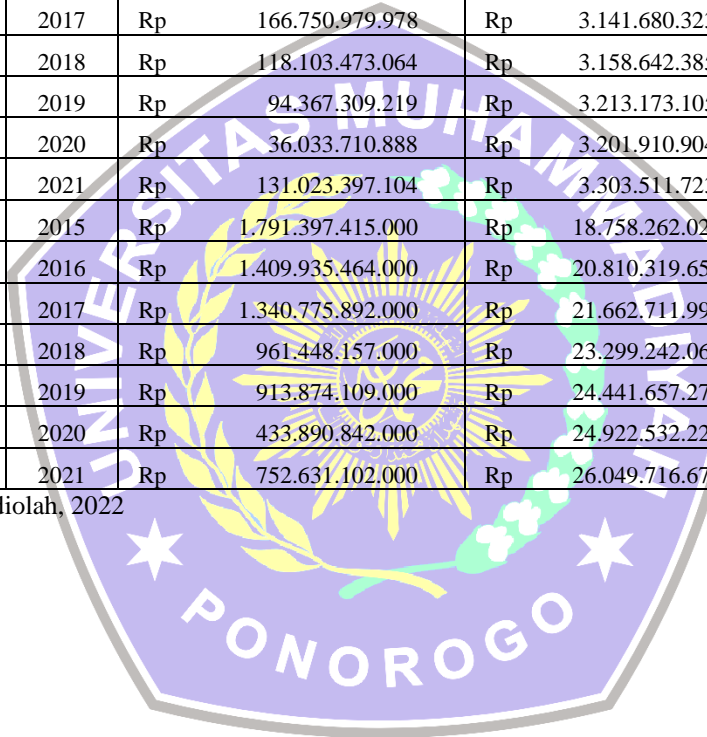
		2019	Rp 892.533.046.484	Rp 14.777.496.292.639	0,060398124
		2020	Rp 481.416.077.599	Rp 15.701.872.562.921	0,030659788
		2021	Rp 417.286.614.648	Rp 16.461.784.737.635	0,025348808
12	DUTI	2015	Rp 566.287.936.797	Rp 9.014.911.216.451	0,062816807
		2016	Rp 784.448.790.696	Rp 9.692.217.785.825	0,080935943
		2017	Rp 415.146.848.026	Rp 10.575.681.686.285	0,039254855
		2018	Rp 1.031.273.089.803	Rp 12.642.895.738.823	0,081569374
		2019	Rp 1.134.157.253.872	Rp 13.788.227.459.960	0,082255479
		2020	Rp 664.903.348.797	Rp 13.753.624.738.885	0,048343863
		2021	Rp 856.329.316.405	Rp 15.308.923.447.779	0,055936612
13	EMDE	2015	Rp 87.128.371.449	Rp 1.196.040.969.781	0,072847313
		2016	Rp 99.392.997.448	Rp 1.363.641.661.657	0,072887915
		2017	Rp 128.105.030.933	Rp 1.868.623.723.806	0,06855582
		2018	Rp 38.409.581.409	Rp 2.096.614.260.152	0,018319813
		2019	Rp 61.223.601.437	Rp 2.143.944.238.365	0,028556527
		2020	-Rp 77.152.561.701	Rp 2.454.054.273.495	-0,031438816
		2021	Rp 1.124.037.930.897	Rp 3.728.638.990.780	0,301460649
14	FMII	2015	Rp 185.764.267.558	Rp 584.000.536.156	0,318089207
		2016	Rp 307.559.686.717	Rp 771.547.611.433	0,39862697
		2017	Rp 101.244.162.638	Rp 801.479.951.527	0,126321516
		2018	Rp 19.023.897.647	Rp 940.955.391.343	0,02021764
		2019	Rp 21.252.414.601	Rp 891.866.986.266	0,02382913
		2020	-Rp 17.056.000.000	Rp 870.707.000.000	-0,019588679
		2021	Rp 26.272.000.000	Rp 869.030.000.000	0,030231407
15	GMTD	2015	Rp 116.959.703.911	Rp 1.273.990.253.786	0,091805807
		2016	Rp 87.506.296.666	Rp 1.229.172.450.340	0,071191228
		2017	Rp 74.597.970.762	Rp 1.242.714.753.944	0,060028233
		2018	Rp 66.220.971.279	Rp 1.252.862.156.022	0,052855752
		2019	Rp 74.165.501.627	Rp 1.107.518.134.867	0,066965496
		2020	Rp 111.394.501.369	Rp 987.323.142.096	0,112824765
		2021	Rp 23.362.843.020	Rp 1.072.934.636.699	0,021774712
16	GPRA	2015	Rp 89.284.202.221	Rp 1.574.174.572.164	0,056718107
		2016	Rp 65.216.486.664	Rp 1.569.319.030.878	0,041557188
		2017	Rp 48.687.985.667	Rp 1.499.462.028.211	0,032470303
		2018	Rp 78.977.295.392	Rp 1.536.453.590.418	0,051402331
		2019	Rp 86.958.090.548	Rp 1.705.918.986.765	0,050974338
		2020	Rp 68.996.535.741	Rp 1.727.361.676.947	0,039943306
		2021	Rp 81.494.485.866	Rp 1.760.551.462.449	0,046289181
17	GWSA	2015	Rp 1.281.401.291.427	Rp 6.805.277.762.308	0,188295223
		2016	Rp 234.610.326.023	Rp 6.963.273.062.204	0,033692536

		2017	Rp	207.523.416.917	Rp	7.200.861.383.403	0,028819249
		2018	Rp	223.892.803.237	Rp	7.491.033.825.272	0,029888105
		2019	Rp	127.545.371.162	Rp	7.601.642.820.703	0,016778659
		2020	-Rp	50.962.751.315	Rp	7.543.459.452.387	-0,006755886
		2021	Rp	21.305.310.553	Rp	7.558.387.262.329	0,002818764
18	JRPT	2015	Rp	953.455.806.000	Rp	7.578.101.438	125,8172398
		2016	Rp	1.112.880.102.000	Rp	8.484.436.652	131,1672357
		2017	Rp	1.253.324.982.000	Rp	9.472.682.688	132,309402
		2018	Rp	1.117.035.824.000	Rp	10.541.248.257	105,9680786
		2019	Rp	994.139.644.000	Rp	11.164.935.100.000	0,089041238
		2020	Rp	1.025.506.187.000	Rp	11.481.521.265.000	0,089317971
		2021	Rp	765.987.209.000	Rp	11.748.147.834.000	0,065200678
19	KIJA	2015	Rp	821.396.742.709	Rp	9.740.694.660.705	0,0843263
		2016	Rp	682.125.460.663	Rp	10.733.598.205.115	0,063550493
		2017	Rp	436.448.645.802	Rp	11.266.320.312.348	0,038739236
		2018	Rp	406.355.632.393	Rp	11.783.772.244.027	0,034484342
		2019	Rp	558.943.731.189	Rp	12.184.611.579.312	0,045872922
		2020	Rp	468.884.459.505	Rp	12.200.175.979.870	0,038432598
		2021	Rp	537.260.407.199	Rp	12.292.090.330.026	0,043707815
20	LPCK	2015	Rp	914.621.058.590	Rp	5.476.757.336.509	0,167000472
		2016	Rp	529.734.741.524	Rp	5.653.153.184.505	0,093706065
		2017	Rp	353.424.000.000	Rp	12.455.503.000.000	0,028374928
		2018	Rp	1.038.816.000.000	Rp	9.225.622.000.000	0,112601188
		2019	Rp	463.005.000.000	Rp	12.219.228.000.000	0,03789151
		2020	-Rp	3.691.743.000.000	Rp	9.719.570.000.000	-0,379825754
		2021	Rp	341.846.000.000	Rp	9.134.537.000.000	0,037423462
21	LPKR	2015	Rp	1.490.332.618.954	Rp	41.326.558.000.000	0,036062346
		2016	Rp	1.814.373.000.000	Rp	45.603.683.000.000	0,039785668
		2017	Rp	1.181.166.000.000	Rp	56.772.116.000.000	0,02080539
		2018	Rp	2.646.095.000.000	Rp	49.083.460.000.000	0,053910116
		2019	-Rp	2.569.308.000.000	Rp	55.079.585.000.000	-0,046647192
		2020	-Rp	11.175.787.000.000	Rp	51.865.480.000.000	-0,215476402
		2021	-Rp	12.587.340.000.000	Rp	52.080.936.000.000	-0,241688053
22	MDLN	2015	Rp	1.437.825.252.519	Rp	12.843.050.665.229	0,111953561
		2016	Rp	1.047.218.654.695	Rp	14.540.108.285.179	0,072022755
		2017	Rp	1.220.599.647.927	Rp	14.599.669.337.351	0,083604609
		2018	Rp	547.676.329.339	Rp	15.227.479.982.230	0,035966314
		2019	Rp	1.045.390.475.528	Rp	16.125.557.867.483	0,064828174
		2020	-Rp	2.249.932.018.567	Rp	14.850.039.389.857	-0,151510172
		2021	-Rp	519.022.208.995	Rp	14.539.539.040.795	-0,035697295

23	MKPI	2015	Rp 906.917.288.305	Rp 5.709.371.372.467	0,158847136
		2016	Rp 1.210.759.018.136	Rp 6.612.200.867.199	0,183109836
		2017	Rp 1.198.877.262.555	Rp 6.828.046.514.843	0,175581297
		2018	Rp 1.098.136.915.430	Rp 7.008.254.843.361	0,156691921
		2019	Rp 730.183.314.677	Rp 7.275.234.517.578	0,100365605
		2020	Rp 314.650.818.520	Rp 7.622.918.065.733	0,041276951
		2021	Rp 445.283.677.569	Rp 7.994.282.432.092	0,055700268
24	MTSM	2015	Rp 7.729.093.345	Rp 88.172.596.470	0,087658679
		2016	Rp 5.897.532.648	Rp 84.641.766.703	0,069676389
		2017	Rp 6.178.799.725	Rp 80.234.783.495	0,077008991
		2018	-Rp 5.185.865.441	Rp 75.129.492.493	-0,069025695
		2019	-Rp 6.160.594.900	Rp 76.461.609.634	-0,080571086
		2020	-Rp 10.704.989.018	Rp 72.921.362.051	-0,146801825
		2021	-Rp 3.231.040.693	Rp 69.927.105.928	-0,04620584
25	PLIN	2015	Rp 549.076.830.000	Rp 4.671.089.985.000	0,117547902
		2016	Rp 583.619.941.000	Rp 4.586.569.370.000	0,127245419
		2017	Rp 540.498.851.000	Rp 4.639.438.405.000	0,116500922
		2018	Rp 573.699.004.000	Rp 15.143.755.490.000	0,037883536
		2019	Rp 690.714.536.000	Rp 12.548.031.316.000	0,05504565
		2020	Rp 475.726.580.000	Rp 11.815.911.491.000	0,040261522
		2021	Rp 412.651.187.000	Rp 11.929.479.831.000	0,034590878
26	PWON	2015	Rp 1.815.812.956.000	Rp 18.778.122.467.000	0,096698323
		2016	Rp 2.285.979.837.000	Rp 20.674.141.654.000	0,110571935
		2017	Rp 2.269.394.676.000	Rp 14.931.112.095.000	0,151991001
		2018	Rp 2.889.860.916.000	Rp 25.018.080.224.000	0,115510898
		2019	Rp 425.646.636.259	Rp 26.095.153.343.000	0,016311329
		2020	Rp 266.001.437.106	Rp 26.458.805.377.000	0,010053418
		2021	Rp 116.877.734.566	Rp 28.866.081.129.000	0,004048964
27	RBMS	2015	-Rp 3.252.958.984	Rp 191.275.595.985	-0,01700666
		2016	-Rp 851.099.889	Rp 395.301.532.428	-0,00215304
		2017	Rp 22.320.546.127	Rp 432.055.786.199	0,05166126
		2018	Rp 17.497.734.348	Rp 897.968.027.638	0,019485921
		2019	Rp 27.473.941.266	Rp 806.591.455.280	0,034061781
		2020	-Rp 52.695.188.773	Rp 760.445.865.842	-0,069295122
		2021	-Rp 29.886.765.302	Rp 771.096.800.598	-0,038758772
28	RDTX	2015	Rp 248.485.594.975	Rp 1.872.158.609.529	0,132726786
		2016	Rp 231.095.342.071	Rp 2.101.753.788.854	0,109953575
		2017	Rp 209.957.177.939	Rp 2.280.461.717.989	0,092067837
		2018	Rp 260.989.758.696	Rp 2.526.489.781.165	0,103301332
		2019	Rp 251.995.702.888	Rp 2.795.788.452.762	0,090134038

		2020	Rp	263.824.496.332	Rp	2.971.061.771.714	0,088798052
		2021	Rp	206.020.898.651	Rp	3.161.105.356.526	0,065173689
29	RODA	2015	Rp	520.608.424.134	Rp	3.232.242.644.731	0,161067247
		2016	Rp	119.961.136.801	Rp	3.428.743.677.749	0,034986907
		2017	Rp	47.440.451.307	Rp	3.548.567.553.465	0,013368902
		2018	-Rp	42.531.795.973	Rp	3.988.656.612.638	-0,010663188
		2019	-Rp	321.940.662.158	Rp	3.911.163.391.136	-0,082313274
		2020	-Rp	246.589.492.699	Rp	3.936.147.888.286	-0,062647416
		2021	Rp	87.234.988.377	Rp	2.650.686.851.644	0,032910334
30	SMDM	2015	Rp	236.849.364.000	Rp	3.154.581.181.000	0,075081081
		2016	Rp	172.208.851.519	Rp	3.098.989.165.921	0,055569362
		2017	Rp	166.750.979.978	Rp	3.141.680.323.403	0,053077004
		2018	Rp	118.103.473.064	Rp	3.158.642.385.060	0,037390581
		2019	Rp	94.367.309.219	Rp	3.213.173.105.916	0,029368884
		2020	Rp	36.033.710.888	Rp	3.201.910.904.021	0,011253814
		2021	Rp	131.023.397.104	Rp	3.303.511.723.151	0,039661853
31	SMRA	2015	Rp	1.791.397.415.000	Rp	18.758.262.022.000	0,095499115
		2016	Rp	1.409.935.464.000	Rp	20.810.319.657.000	0,067751745
		2017	Rp	1.340.775.892.000	Rp	21.662.711.991.000	0,061893261
		2018	Rp	961.448.157.000	Rp	23.299.242.068.000	0,041265212
		2019	Rp	913.874.109.000	Rp	24.441.657.276.000	0,037390022
		2020	Rp	433.890.842.000	Rp	24.922.532.224.000	0,017409581
		2021	Rp	752.631.102.000	Rp	26.049.716.678.000	0,028892103

Sumber : Data diolah, 2022



Lampiran 4.4

Perhitungan *Market Value of Equity to Book Value of Debt*

No	Kode	Tahun	Total Liabilities	Total Equity	MVE/BVT
			(a)	(b)	(c)=(a/b)
1	APLN	2015	Rp 15.486.516.060	Rp 9.072.668.928	1,706941605
		2016	Rp 15.741.190.673	Rp 9.970.762.709	1,57873486
		2017	Rp 17.293.138.465.000	Rp 11.496.977.549.000	1,504146493
		2018	Rp 17.454.997.921.000	Rp 12.128.831.983.000	1,439132634
		2019	Rp 16.624.399.470.000	Rp 12.835.945.610.000	1,295144119
		2020	Rp 19.036.134.922.000	Rp 11.355.225.034.000	1,676420755
		2021	Rp 19.071.333.513.000	Rp 10.539.777.680.000	1,809462599
2	ASRI	2015	Rp 12.107.460.464.000	Rp 6.602.409.662.000	1,833794188
		2016	Rp 12.998.285.601.000	Rp 7.187.845.081.000	1,808370305
		2017	Rp 12.155.738.907.000	Rp 8.572.691.580.000	1,417960601
		2018	Rp 11.339.568.456.000	Rp 9.551.357.108.000	1,187220656
		2019	Rp 11.332.052.391.000	Rp 10.562.219.614.000	1,072885511
		2020	Rp 11.840.666.961.000	Rp 9.386.814.910.000	1,261414769
		2021	Rp 12.397.883.478.000	Rp 9.536.091.236.000	1,300101181
3	BAPA	2015	Rp 74.812.450.750	Rp 100.931.150.917	0,741222606
		2016	Rp 72.040.603.450	Rp 107.220.274.666	0,67189348
		2017	Rp 50.436.535.507	Rp 124.161.150.080	0,406218334
		2018	Rp 34.487.972.413	Rp 131.825.465.316	0,261618439
		2019	Rp 7.526.048.776	Rp 135.610.387.941	0,055497583
		2020	Rp 8.098.923.359	Rp 134.207.847.670	0,060346124
		2021	Rp 7.171.085.839	Rp 132.399.912.496	0,054162316
4	BCIP	2015	Rp 417.449.370.209	Rp 255.104.789.669	1,636383898
		2016	Rp 483.773.183.279	Rp 305.364.560.705	1,584247963
		2017	Rp 483.271.261.151	Rp 360.175.968.107	1,341764315
		2018	Rp 439.430.278.694	Rp 410.369.422.399	1,07081633
		2019	Rp 433.530.491.804	Rp 433.534.933.647	0,999989754
		2020	Rp 462.672.453.925	Rp 446.592.008.738	1,036007015
		2021	Rp 440.374.923.594	Rp 446.698.141.802	0,985844539
5	BEST	2015	Rp 1.589.160.166.683	Rp 3.042.155.272.739	0,522379703
		2016	Rp 1.814.537.354.523	Rp 3.390.835.762.307	0,535129827
		2017	Rp 1.870.815.438.091	Rp 3.848.185.561.449	0,486155204
		2018	Rp 2.118.132.306.800	Rp 4.171.994.244.591	0,507702596

		2019	Rp 1.930.728.238.615	Rp 4.468.749.285.275	0,432051143
		2020	Rp 1.925.532.126.081	Rp 4.356.657.103.651	0,441974679
		2021	Rp 1.752.315.039.995	Rp 4.293.897.345.417	0,408094302
6	BIPP	2015	Rp 247.411.164.002	Rp 1.076.985.062.002	0,229725716
		2016	Rp 444.202.117.934	Rp 1.203.819.560.786	0,368993936
		2017	Rp 534.787.535.126	Rp 1.213.853.361.980	0,440570131
		2018	Rp 932.018.121.876	Rp 1.131.229.161.026	0,8238986
		2019	Rp 1.045.504.866.617	Rp 1.121.507.766.581	0,932231499
		2020	Rp 919.581.439.010	Rp 1.206.943.891.304	0,761909021
		2021	Rp 889.578.514.261	Rp 1.155.108.211.593	0,770125695
7	BKSL	2015	Rp 4.596.177.463.580	Rp 6.549.719.346.013	0,701736551
		2016	Rp 4.199.257.402.891	Rp 7.160.248.908.120	0,586468076
		2017	Rp 5.034.486.488.719	Rp 9.942.554.632.114	0,506357438
		2018	Rp 5.631.606.614.993	Rp 10.621.125.569.214	0,530226912
		2019	Rp 6.578.349.800.074	Rp 10.696.922.809.139	0,614975906
		2020	Rp 8.121.131.006.426	Rp 10.250.098.967.395	0,792297814
		2021	Rp 6.168.939.794.466	Rp 10.486.049.543.695	0,588299699
8	BSDE	2015	Rp 13.925.458.006.310	Rp 22.096.690.483.336	0,630205596
		2016	Rp 14.074.217.874.315	Rp 24.462.607.305.888	0,575335969
		2017	Rp 16.754.337.385.933	Rp 29.196.851.089.224	0,57384056
		2018	Rp 21.814.594.254.302	Rp 30.286.897.950.250	0,720265056
		2019	Rp 20.897.343.170.602	Rp 33.547.505.881.845	0,622917937
		2020	Rp 26.391.824.110.926	Rp 34.471.102.475.824	0,765621701
		2021	Rp 25.575.995.151.814	Rp 35.893.717.013.842	0,712547969
9	CTRA	2015	Rp 13.208.497.000.000	Rp 13.050.221.000.000	1,012128224
		2016	Rp 14.774.323.000.000	Rp 14.297.927.000.000	1,033319236
		2017	Rp 16.255.398.000.000	Rp 15.450.765.000.000	1,052077227
		2018	Rp 17.644.741.000.000	Rp 16.644.276.000.000	1,060108652
		2019	Rp 18.434.456.000.000	Rp 17.761.568.000.000	1,037884493
		2020	Rp 21.797.659.000.000	Rp 17.457.528.000.000	1,248610857
		2021	Rp 21.274.214.000.000	Rp 19.394.197.000.000	1,096937089
10	DART	2015	Rp 2.311.459.415.000	Rp 3.428.403.826.000	0,674208621
		2016	Rp 2.442.909.056.000	Rp 3.623.348.540.000	0,674213101
		2017	Rp 2.801.378.185.000	Rp 3.559.467.424.000	0,787021723
		2018	Rp 3.329.371.379.000	Rp 3.575.915.015.000	0,931054392
		2019	Rp 3.565.822.980.000	Rp 3.315.128.311.000	1,075621408
		2020	Rp 3.742.012.201.000	Rp 2.914.108.781.000	1,284101755
		2021	Rp 4.100.747.128.000	Rp 2.503.287.462.000	1,638144716

11	DILD	2015	Rp 5.517.743.393.322	Rp 4.770.828.683.560	1,156558694
		2016	Rp 6.782.581.912.231	Rp 5.057.478.024.211	1,341099631
		2017	Rp 6.786.634.657.165	Rp 6.310.550.327.246	1,075442601
		2018	Rp 7.699.882.620.129	Rp 6.515.652.571.077	1,181751565
		2019	Rp 7.542.625.380.504	Rp 7.234.870.912.135	1,042537659
		2020	Rp 9.652.623.140.002	Rp 6.049.249.422.919	1,595672862
		2021	Rp 10.429.635.817.904	Rp 6.032.148.919.731	1,729008345
12	DUTI	2015	Rp 2.183.853.143.849	Rp 6.831.058.072.602	0,319694712
		2016	Rp 1.899.304.756.790	Rp 7.792.913.029.035	0,243722052
		2017	Rp 2.240.819.998.834	Rp 8.334.861.687.451	0,268849092
		2018	Rp 3.227.976.940.583	Rp 9.414.918.798.240	0,342857651
		2019	Rp 3.197.457.277.140	Rp 10.590.770.182.820	0,301909797
		2020	Rp 3.423.402.804.653	Rp 10.330.221.934.232	0,33139683
		2021	Rp 4.347.434.120.813	Rp 10.961.489.326.966	0,396609803
13	EMDE	2015	Rp 536.106.853.364	Rp 659.934.116.417	0,812364204
		2016	Rp 675.649.658.921	Rp 687.992.002.736	0,982060338
		2017	Rp 1.081.693.156.648	Rp 786.930.567.158	1,37457255
		2018	Rp 1.292.022.707.779	Rp 804.591.552.373	1,605811923
		2019	Rp 1.371.713.130.382	Rp 772.231.107.983	1,776298722
		2020	Rp 1.905.692.754.656	Rp 548.361.518.839	3,475248881
		2021	Rp 2.033.688.077.681	Rp 1.694.950.913.099	1,199850722
14	FMII	2015	Rp 138.730.216.120	Rp 445.270.320.036	0,311564032
		2016	Rp 98.838.157.454	Rp 672.709.453.979	0,146925477
		2017	Rp 119.588.203.666	Rp 681.891.747.861	0,175377109
		2018	Rp 265.462.614.782	Rp 675.492.776.561	0,392991049
		2019	Rp 264.399.707.766	Rp 627.467.278.500	0,421376089
		2020	Rp 245.524.000.000	Rp 625.183.000.000	0,392723411
		2021	Rp 233.332.000.000	Rp 635.698.000.000	0,367048504
15	GMTD	2015	Rp 719.732.960.562	Rp 554.257.293.224	1,298553883
		2016	Rp 590.413.630.191	Rp 638.758.820.149	0,924313859
		2017	Rp 538.877.693.247	Rp 703.837.060.697	0,765628472
		2018	Rp 488.790.826.773	Rp 764.071.329.249	0,639718843
		2019	Rp 417.348.795.064	Rp 690.169.339.803	0,604704919
		2020	Rp 402.384.335.106	Rp 584.938.806.990	0,687908428
		2021	Rp 515.861.813.615	Rp 557.072.823.084	0,926022222
16	GPRA	2015	Rp 626.943.804.650	Rp 947.230.767.514	0,661870186
		2016	Rp 559.139.315.183	Rp 1.010.179.715.695	0,553504794
		2017	Rp 466.150.365.014	Rp 1.033.311.672.197	0,451122713

		2018	Rp 454.440.028.598	Rp 1.082.013.561.820	0,419994762
		2019	Rp 573.167.523.724	Rp 1.132.751.463.041	0,505995836
		2020	Rp 674.113.858.270	Rp 1.053.247.818.677	0,640033472
		2021	Rp 654.638.555.294	Rp 1.105.912.907.155	0,591944041
17	GWSA	2015	Rp 536.331.978.128	Rp 6.268.945.784.180	0,085553775
		2016	Rp 478.485.384.788	Rp 6.484.787.677.416	0,073785821
		2017	Rp 524.360.986.056	Rp 6.676.500.397.347	0,078538299
		2018	Rp 597.490.070.576	Rp 6.893.543.754.696	0,086673864
		2019	Rp 580.184.785.916	Rp 7.021.458.034.787	0,082630243
		2020	Rp 575.037.098.734	Rp 6.968.422.353.653	0,082520414
		2021	Rp 536.139.596.371	Rp 6.995.247.665.958	0,076643404
18	JRPT	2015	Rp 3.437.170.298	Rp 4.140.931.140	0,830047683
		2016	Rp 3.578.037.749	Rp 4.906.398.903	0,729259447
		2017	Rp 3.496.187.155	Rp 5.976.495.533	0,584989504
		2018	Rp 3.847.899.580	Rp 6.693.348.687	0,574884077
		2019	Rp 3.762.437.184.000	Rp 7.402.497.916.000	0,508265889
		2020	Rp 3.606.436.882.000	Rp 7.875.084.383.000	0,457955332
		2021	Rp 3.594.354.650.000	Rp 8.153.793.184.000	0,440819943
19	KIJA	2015	Rp 4.762.940.390.118	Rp 4.977.754.270.587	0,956845222
		2016	Rp 5.095.107.624.314	Rp 5.638.490.580.801	0,903629713
		2017	Rp 5.366.080.073.786	Rp 5.900.240.238.562	0,909468065
		2018	Rp 5.731.263.365.834	Rp 6.052.508.878.193	0,946923578
		2019	Rp 5.877.596.349.996	Rp 6.307.015.229.316	0,931914089
		2020	Rp 5.939.921.471.289	Rp 6.260.254.508.581	0,948830669
		2021	Rp 5.920.079.958.943	Rp 6.372.010.371.083	0,929075694
20	LPCK	2015	Rp 1.843.461.568.152	Rp 3.633.295.768.357	0,507379989
		2016	Rp 1.410.461.654.803	Rp 4.242.691.529.702	0,332445016
		2017	Rp 4.734.087.000.000	Rp 7.721.416.000.000	0,613111248
		2018	Rp 1.695.594.000.000	Rp 7.530.028.000.000	0,225177649
		2019	Rp 1.336.706.000.000	Rp 10.882.522.000.000	0,122830535
		2020	Rp 3.140.408.000.000	Rp 6.579.162.000.000	0,477326444
		2021	Rp 2.727.591.000.000	Rp 6.406.946.000.000	0,42572405
21	LPKR	2015	Rp 22.409.794.000.000	Rp 18.916.764.000.000	1,184652618
		2016	Rp 23.528.544.000.000	Rp 22.075.139.000.000	1,065838997
		2017	Rp 26.911.822.000.000	Rp 29.860.294.000.000	0,901257771
		2018	Rp 24.336.392.000.000	Rp 24.747.068.000.000	0,983405064
		2019	Rp 20.703.246.000.000	Rp 34.376.339.000.000	0,602252788
		2020	Rp 28.291.825.000.000	Rp 23.573.655.000.000	1,200145883

		2021	Rp 29.594.927.000.000	Rp 22.486.009.000.000	1,316148499
22	MDLN	2015	Rp 6.785.593.826.555	Rp 6.057.456.838.674	1,120205064
		2016	Rp 7.944.774.284.719	Rp 6.595.334.000.460	1,204605299
		2017	Rp 7.522.211.606.109	Rp 7.077.457.731.242	1,062840909
		2018	Rp 8.397.680.558.019	Rp 6.829.799.424.211	1,229564741
		2019	Rp 8.875.086.191.890	Rp 7.250.471.675.593	1,224070183
		2020	Rp 10.629.831.146.672	Rp 4.220.208.243.185	2,518793039
		2021	Rp 10.355.441.282.714	Rp 4.184.097.758.081	2,47495204
23	MKPI	2015	Rp 2.880.175.893.867	Rp 2.829.195.478.600	1,018019404
		2016	Rp 2.987.296.559.011	Rp 3.714.904.308.188	0,804138226
		2017	Rp 2.276.438.836.762	Rp 4.551.607.678.081	0,500139511
		2018	Rp 1.776.589.738.461	Rp 5.231.665.104.900	0,339583995
		2019	Rp 1.771.631.581.519	Rp 5.503.602.936.059	0,32190396
		2020	Rp 2.015.619.366.153	Rp 5.607.298.699.580	0,359463527
		2021	Rp 2.157.944.970.302	Rp 5.836.337.461.790	0,369743008
24	MTSM	2015	Rp 11.087.454.789	Rp 88.172.596.470	0,125747174
		2016	Rp 9.886.209.708	Rp 84.641.766.703	0,116800607
		2017	Rp 10.743.818.367	Rp 69.490.965.127	0,154607413
		2018	Rp 12.411.791.057	Rp 62.717.701.436	0,197899329
		2019	Rp 22.995.604.425	Rp 53.466.005.209	0,430097673
		2020	Rp 27.817.215.164	Rp 45.104.146.887	0,616732985
		2021	Rp 27.228.089.007	Rp 42.699.016.921	0,637674845
25	PLIN	2015	Rp 1.517.963.942.000	Rp 2.406.569.383.000	0,630758437
		2016	Rp 1.370.475.589.000	Rp 2.285.244.690.000	0,599706279
		2017	Rp 3.652.525.537.000	Rp 986.912.868.000	3,700960496
		2018	Rp 3.811.773.076.000	Rp 11.331.982.414.000	0,336373014
		2019	Rp 972.457.079.000	Rp 11.575.574.237.000	0,084009403
		2020	Rp 851.532.746.000	Rp 10.653.586.794.000	0,079929207
		2021	Rp 1.177.427.754.000	Rp 10.752.052.077.000	0,109507259
26	PWON	2015	Rp 9.323.066.490.000	Rp 9.455.055.977.000	0,986040327
		2016	Rp 9.654.447.854.000	Rp 11.019.693.800.000	0,876108541
		2017	Rp 10.567.227.711.000	Rp 12.791.490.025.000	0,8261139
		2018	Rp 9.706.398.758.000	Rp 15.311.681.466.000	0,633921152
		2019	Rp 7.999.510.286.000	Rp 18.095.643.057.000	0,442068307
		2020	Rp 8.860.110.106.000	Rp 17.598.695.271.000	0,503452669
		2021	Rp 9.678.642.670.000	Rp 19.178.438.459.000	0,504662707
27	RBMS	2015	Rp 18.057.945.092	Rp 173.217.650.893	0,104250029
		2016	Rp 179.407.167.651	Rp 215.894.364.777	0,830995139

		2017	Rp 201.017.062.310	Rp 231.038.723.889	0,87005788
		2018	Rp 268.758.850.964	Rp 629.209.176.674	0,427137526
		2019	Rp 202.261.071.362	Rp 604.330.383.918	0,334686252
		2020	Rp 200.695.757.269	Rp 559.750.108.573	0,358545276
		2021	Rp 214.953.290.839	Rp 556.143.509.759	0,386506876
28	RDTX	2015	Rp 282.593.660.798	Rp 1.589.564.948.731	0,177780506
		2016	Rp 273.290.660.870	Rp 1.828.463.127.984	0,149464682
		2017	Rp 225.499.951.528	Rp 2.054.961.766.461	0,109734378
		2018	Rp 213.066.766.537	Rp 2.313.423.014.628	0,092100219
		2019	Rp 271.083.812.343	Rp 2.524.704.640.419	0,107372485
		2020	Rp 234.410.089.039	Rp 2.736.651.682.675	0,0856558
		2021	Rp 256.434.333.798	Rp 2.904.671.022.728	0,088283434
29	RODA	2015	Rp 724.267.889.718	Rp 2.507.974.755.013	0,288785957
		2016	Rp 662.456.964.876	Rp 2.766.286.712.873	0,239475164
		2017	Rp 813.256.529.314	Rp 2.735.308.024.151	0,29731808
		2018	Rp 1.264.022.882.885	Rp 2.724.633.729.753	0,463923965
		2019	Rp 1.479.255.937.710	Rp 2.431.907.453.426	0,608269832
		2020	Rp 1.734.468.189.877	Rp 2.201.679.698.409	0,787793152
		2021	Rp 1.420.522.013.633	Rp 2.230.164.838.011	0,636958304
30	SMDM	2015	Rp 702.448.722.000	Rp 2.452.132.459.000	0,286464428
		2016	Rp 209.090.668.556	Rp 60.615.955.049	3,449432883
		2017	Rp 200.435.803.763	Rp 112.625.399.711	1,779667857
		2018	Rp 606.128.820.887	Rp 2.552.513.564.173	0,237463506
		2019	Rp 589.477.689.864	Rp 2.623.695.416.052	0,224674589
		2020	Rp 553.905.302.046	Rp 2.648.005.601.975	0,209178297
		2021	Rp 523.995.257.470	Rp 2.779.516.465.681	0,188520293
31	SMRA	2015	Rp 11.228.512.108.000	Rp 7.529.749.914.000	1,491219793
		2016	Rp 12.644.764.172.000	Rp 8.165.555.485.000	1,54854917
		2017	Rp 13.308.969.928.000	Rp 8.353.742.063.000	1,593174631
		2018	Rp 14.238.537.503.000	Rp 9.060.704.565.000	1,571460299
		2019	Rp 14.990.297.357.000	Rp 9.451.359.922.000	1,586046609
		2020	Rp 15.836.845.684.000	Rp 9.085.688.540.000	1,743053992
		2021	Rp 14.819.493.511.000	Rp 11.230.223.167.000	1,319608105

Sumber : Data diolah, 2022

Lampiran 4.5

Perhitungan *Sales to Total Asset*

No	Kode	Tahun	Sales	Total Asset	SA/TA
			(a)	(b)	(c)=(a/b)
1	APLN	2015	Rp 5.971.581.977	Rp 24.559.174.988	0,243151
		2016	Rp 6.006.952.123	Rp 25.711.953.382	0,233625
		2017	Rp 7.043.036.602.000	Rp 28.790.116.014.000	0,244634
		2018	Rp 5.035.325.429.000	Rp 29.583.829.904.000	0,170205
		2019	Rp 3.792.475.607.000	Rp 29.460.345.080.000	0,128732
		2020	Rp 4.956.324.696.000	Rp 30.391.359.956.000	0,163083
		2021	Rp 4.256.245.345.000	Rp 29.611.111.193.000	0,143738
2	ASRI	2015	Rp 2.783.700.318.000	Rp 18.709.870.126.000	0,148782
		2016	Rp 2.715.688.780.000	Rp 20.186.130.682.000	0,134532
		2017	Rp 3.917.107.098.000	Rp 20.728.430.487.000	0,188973
		2018	Rp 3.975.258.160.000	Rp 20.890.925.564.000	0,190286
		2019	Rp 3.475.677.175.000	Rp 21.893.272.005.000	0,158755
		2020	Rp 1.413.251.961.000	Rp 21.226.814.871.000	0,066579
		2021	Rp 2.847.323.717.000	Rp 21.933.974.714.000	0,129813
3	BAPA	2015	Rp 24.144.133.759	Rp 175.743.601.667	0,137383
		2016	Rp 34.022.502.954	Rp 179.260.878.116	0,189793
		2017	Rp 46.437.737.073	Rp 174.597.685.587	0,26597
		2018	Rp 28.451.499.193	Rp 1.663.134.437.729	0,017107
		2019	Rp 24.233.788.566	Rp 143.136.436.717	0,169306
		2020	Rp 9.518.983.284	Rp 142.306.771.029	0,066891
		2021	Rp 6.194.779.683	Rp 139.570.998.335	0,044384
4	BCIP	2015	Rp 170.737.112.014	Rp 672.554.159.879	0,253864
		2016	Rp 227.824.738.771	Rp 789.137.743.984	0,288701
		2017	Rp 189.037.576.143	Rp 843.447.229.256	0,224125
		2018	Rp 200.658.519.501	Rp 849.799.701.091	0,236124
		2019	Rp 131.094.399.577	Rp 867.065.425.451	0,151193
		2020	Rp 73.155.228.143	Rp 909.264.462.663	0,080455
		2021	Rp 60.409.520.263	Rp 887.073.065.396	0,0681
5	BEST	2015	Rp 686.980.990.156	Rp 4.631.315.439.422	0,148334
		2016	Rp 824.408.087.980	Rp 5.205.373.116.830	0,158376
		2017	Rp 1.006.096.715.440	Rp 5.719.000.999.540	0,175922
		2018	Rp 962.801.481.480	Rp 6.290.126.551.391	0,153066

		2019	Rp 950.545.546.999	Rp 6.399.477.523.890	0,148535
		2020	Rp 242.320.700.845	Rp 6.282.180.229.732	0,038573
		2021	Rp 229.835.755.986	Rp 6.046.212.385.412	0,038013
6	BIPP	2015	Rp 111.644.042.531	Rp 1.324.396.226.004	0,084298
		2016	Rp 113.883.200.419	Rp 1.648.021.678.720	0,069103
		2017	Rp 108.781.215.028	Rp 1.748.640.897.106	0,062209
		2018	Rp 130.613.332.148	Rp 2.063.247.282.902	0,063305
		2019	Rp 330.897.278.808	Rp 2.167.012.633.198	0,152697
		2020	Rp 529.839.404.669	Rp 2.126.525.330.314	0,249157
		2021	Rp 293.991.355.499	Rp 2.044.686.725.854	0,143783
7	BKSL	2015	Rp 559.801.139.534	Rp 11.145.896.809.593	0,050225
		2016	Rp 1.206.574.998.918	Rp 11.359.506.311.011	0,106217
		2017	Rp 1.623.484.966.262	Rp 14.977.041.120.833	0,108398
		2018	Rp 1.316.805.554.419	Rp 16.252.732.184.207	0,081021
		2019	Rp 951.421.027.715	Rp 17.275.272.609.213	0,055074
		2020	Rp 451.847.226.952	Rp 18.371.229.973.821	0,024595
		2021	Rp 910.709.348.365	Rp 16.654.989.338.161	0,054681
8	BSDE	2015	Rp 6.209.574.072.348	Rp 36.022.148.489.646	0,172382
		2016	Rp 6.602.955.279.363	Rp 38.536.825.180.203	0,171341
		2017	Rp 10.347.343.192.163	Rp 45.951.188.475.157	0,225181
		2018	Rp 6.628.782.185.008	Rp 52.101.492.204.552	0,127228
		2019	Rp 1.084.864.038.574	Rp 54.444.849.052.447	0,019926
		2020	Rp 6.180.589.086.059	Rp 60.862.926.586.750	0,101549
		2021	Rp 7.654.802.250.986	Rp 61.469.712.165.656	0,12453
9	CTRA	2015	Rp 7.514.286.000.000	Rp 26.258.718.000.000	0,286163
		2016	Rp 6.379.315.000.000	Rp 29.072.250.000.000	0,21943
		2017	Rp 6.442.797.000.000	Rp 31.706.163.000.000	0,203203
		2018	Rp 7.670.405.000.000	Rp 34.289.017.000.000	0,223699
		2019	Rp 7.608.237.000.000	Rp 26.196.024.000.000	0,290435
		2020	Rp 8.070.737.000.000	Rp 39.255.187.000.000	0,205597
		2021	Rp 9.729.651.000.000	Rp 40.668.411.000.000	0,239243
10	DART	2015	Rp 842.706.924.000	Rp 5.739.863.241.000	0,146817
		2016	Rp 754.737.513.000	Rp 6.066.257.596.000	0,124416
		2017	Rp 445.956.264.000	Rp 6.360.845.609.000	0,07011
		2018	Rp 379.418.062.000	Rp 6.905.286.394.000	0,054946
		2019	Rp 461.440.807.000	Rp 6.880.951.291.000	0,067061
		2020	Rp 324.131.001.000	Rp 6.656.120.982.000	0,048697
		2021	Rp 290.570.233.000	Rp 6.604.034.590.000	0,043999

11	DILD	2015	Rp 2.200.900.470.208	Rp 10.288.572.076.882	0,213917
		2016	Rp 2.276.459.607.316	Rp 11.840.056.936.442	0,192268
		2017	Rp 2.202.820.510.610	Rp 13.097.184.984.411	0,16819
		2018	Rp 2.552.596.173.132	Rp 14.215.535.191.206	0,179564
		2019	Rp 2.736.288.551.409	Rp 14.777.496.292.639	0,185166
		2020	Rp 2.891.388.396.351	Rp 15.701.872.562.921	0,184143
		2021	Rp 2.628.631.841.339	Rp 16.461.784.737.635	0,159681
12	DUTI	2015	Rp 1.686.812.400.465	Rp 9.014.911.216.451	0,187114
		2016	Rp 2.019.459.161.815	Rp 9.692.217.785.825	0,208359
		2017	Rp 1.202.640.047.185	Rp 10.575.681.686.285	0,113717
		2018	Rp 2.225.704.530.841	Rp 12.642.895.738.823	0,176044
		2019	Rp 2.459.812.402.375	Rp 13.788.227.459.960	0,178399
		2020	Rp 1.724.797.535.246	Rp 13.753.624.738.885	0,125407
		2021	Rp 2.177.783.404.033	Rp 15.308.923.447.779	0,142256
13	EMDE	2015	Rp 325.313.686.454	Rp 1.196.040.969.781	0,271992
		2016	Rp 330.444.925.707	Rp 1.363.641.661.657	0,242325
		2017	Rp 396.684.909.930	Rp 1.868.623.723.806	0,212287
		2018	Rp 227.645.690.310	Rp 2.096.614.260.152	0,108578
		2019	Rp 165.189.625.230	Rp 2.143.944.238.365	0,077049
		2020	Rp 85.684.403.962	Rp 2.454.054.273.495	0,034915
		2021	Rp 173.510.721.755	Rp 3.728.638.990.780	0,046535
14	FMII	2015	Rp 238.860.628.545	Rp 584.000.536.156	0,409008
		2016	Rp 402.073.435.600	Rp 771.547.611.433	0,521126
		2017	Rp 35.261.236.363	Rp 801.479.951.527	0,043995
		2018	Rp 43.232.413.637	Rp 940.955.391.343	0,045945
		2019	Rp 84.249.947.508	Rp 891.866.986.266	0,094465
		2020	Rp 51.321.000.000	Rp 870.707.000.000	0,058942
		2021	Rp 52.738.000.000	Rp 869.030.000.000	0,060686
15	GMTD	2015	Rp 319.045.292.945	Rp 1.273.990.253.786	0,25043
		2016	Rp 290.018.897.961	Rp 1.229.172.450.340	0,235946
		2017	Rp 237.267.562.075	Rp 1.242.714.753.944	0,190927
		2018	Rp 245.037.918.437	Rp 1.252.862.156.022	0,195583
		2019	Rp 205.515.914.355	Rp 1.107.518.134.867	0,185564
		2020	Rp 167.548.026.620	Rp 987.323.142.096	0,169699
		2021	Rp 138.807.742.936	Rp 1.072.934.636.699	0,129372
16	GPRA	2015	Rp 416.124.379.635	Rp 1.574.174.572.164	0,264344
		2016	Rp 429.022.624.427	Rp 1.569.319.030.878	0,273381
		2017	Rp 366.751.537.542	Rp 1.499.462.028.211	0,244589

		2018	Rp 435.573.970.378	Rp 1.536.453.590.418	0,283493
		2019	Rp 397.699.225.488	Rp 1.705.918.986.765	0,233129
		2020	Rp 323.797.082.016	Rp 1.727.361.676.947	0,187452
		2021	Rp 446.749.184.612	Rp 1.760.551.462.449	0,253755
17	GWSA	2015	Rp 83.739.395.532	Rp 6.805.277.762.308	0,012305
		2016	Rp 141.439.630.076	Rp 6.963.273.062.204	0,020312
		2017	Rp 84.985.760.705	Rp 7.200.861.383.403	0,011802
		2018	Rp 134.413.002.080	Rp 7.491.033.825.272	0,017943
		2019	Rp 87.824.837.112	Rp 7.601.642.820.703	0,011553
		2020	Rp 32.332.146.290	Rp 7.543.459.452.387	0,004286
		2021	Rp 47.833.682.344	Rp 7.558.387.262.329	0,006329
18	JRPT	2015	Rp 2.150.206.788.000	Rp 7.578.101.438	283,7395
		2016	Rp 2.381.022.659.000	Rp 8.484.436.652	280,6341
		2017	Rp 2.405.242.304.000	Rp 9.472.682.688	253,9135
		2018	Rp 2.330.550.693.000	Rp 10.541.248.257	221,0887
		2019	Rp 2.423.269.696.000	Rp 11.164.935.100.000	0,217043
		2020	Rp 2.184.941.986.000	Rp 11.481.521.265.000	0,190301
		2021	Rp 2.174.343.050.000	Rp 11.748.147.834.000	0,18508
19	KIJA	2015	Rp 3.139.920.233.816	Rp 9.740.694.660.705	0,322351
		2016	Rp 2.931.015.007.454	Rp 10.733.598.205.115	0,273069
		2017	Rp 2.994.759.224.061	Rp 11.266.320.312.348	0,265815
		2018	Rp 2.711.870.473.438	Rp 11.783.772.244.027	0,230136
		2019	Rp 2.253.944.326.651	Rp 12.184.611.579.312	0,184983
		2020	Rp 2.396.086.017.034	Rp 12.200.175.979.870	0,196398
		2021	Rp 2.490.256.211.002	Rp 12.292.090.330.026	0,20259
20	LPCK	2015	Rp 2.120.553.079.169	Rp 5.476.757.336.509	0,387191
		2016	Rp 1.544.898.127.282	Rp 5.653.153.184.505	0,273281
		2017	Rp 1.501.178.000.000	Rp 12.455.503.000.000	0,120523
		2018	Rp 2.209.581.000.000	Rp 9.225.622.000.000	0,239505
		2019	Rp 1.694.809.000.000	Rp 12.219.228.000.000	0,1387
		2020	Rp 1.844.373.000.000	Rp 9.719.570.000.000	0,189759
		2021	Rp 1.844.739.000.000	Rp 9.134.537.000.000	0,201952
21	LPKR	2015	Rp 8.910.177.991.351	Rp 41.326.558.000.000	0,215604
		2016	Rp 10.962.448.000.000	Rp 45.603.683.000.000	0,240385
		2017	Rp 11.064.119.000.000	Rp 56.772.116.000.000	0,194887
		2018	Rp 11.275.019.000.000	Rp 49.083.460.000.000	0,229711
		2019	Rp 12.177.173.000.000	Rp 55.079.585.000.000	0,221083
		2020	Rp 11.810.955.000.000	Rp 51.865.480.000.000	0,227723

		2021	Rp 16.138.531.000.000	Rp 52.080.936.000.000	0,309874
22	MDLN	2015	Rp 2.849.685.595.416	Rp 12.843.050.665.229	0,221885
		2016	Rp 2.360.530.874.951	Rp 14.540.108.285.179	0,162346
		2017	Rp 3.083.280.637.693	Rp 14.599.669.337.351	0,211188
		2018	Rp 2.124.202.844.845	Rp 15.227.479.982.230	0,139498
		2019	Rp 2.373.275.556.528	Rp 16.125.557.867.483	0,147175
		2020	Rp 731.507.824.075	Rp 14.850.039.389.857	0,04926
		2021	Rp 2.008.645.648.830	Rp 14.539.539.040.795	0,138151
23	MKPI	2015	Rp 2.094.490.911.234	Rp 5.709.371.372.467	0,366851
		2016	Rp 2.564.831.067.149	Rp 6.612.200.867.199	0,387894
		2017	Rp 2.541.602.115.027	Rp 6.828.046.514.843	0,37223
		2018	Rp 2.217.086.119.506	Rp 7.008.254.843.361	0,316354
		2019	Rp 1.872.934.497.082	Rp 7.275.234.517.578	0,25744
		2020	Rp 1.219.793.949.348	Rp 7.622.918.065.733	0,160017
		2021	Rp 1.318.001.428.423	Rp 7.994.282.432.092	0,164868
24	MTSM	2015	Rp 23.587.785.199	Rp 88.172.596.470	0,267518
		2016	Rp 24.809.405.083	Rp 84.641.766.703	0,293111
		2017	Rp 245.693.513.000	Rp 80.234.783.495	3,062182
		2018	Rp 28.051.942.672	Rp 75.129.492.493	0,373381
		2019	Rp 29.614.763.971	Rp 76.461.609.634	0,387315
		2020	Rp 22.905.174.633	Rp 72.921.362.051	0,314108
		2021	Rp 27.015.774.778	Rp 69.927.105.928	0,386342
25	PLIN	2015	Rp 1.644.546.338.000	Rp 4.671.089.985.000	0,352069
		2016	Rp 1.659.204.584.000	Rp 4.586.569.370.000	0,361753
		2017	Rp 1.609.465.677.000	Rp 4.639.438.405.000	0,34691
		2018	Rp 1.689.647.742.000	Rp 15.143.755.490.000	0,111574
		2019	Rp 1.477.975.543.000	Rp 12.548.031.316.000	0,117785
		2020	Rp 927.495.382.000	Rp 11.815.911.491.000	0,078495
		2021	Rp 871.499.152.000	Rp 11.929.479.831.000	0,073054
26	PWON	2015	Rp 4.625.052.737.000	Rp 18.778.122.467.000	0,2463
		2016	Rp 4.841.104.813.000	Rp 20.674.141.654.000	0,234162
		2017	Rp 5.749.184.680.000	Rp 14.931.112.095.000	0,385047
		2018	Rp 7.080.668.385.000	Rp 25.018.080.224.000	0,283022
		2019	Rp 2.510.417.039.278	Rp 26.095.153.343.000	0,096202
		2020	Rp 2.075.242.421.357	Rp 26.458.805.377.000	0,078433
		2021	Rp 862.464.587.830	Rp 28.866.081.129.000	0,029878
27	RBMS	2015	Rp 16.970.149.091	Rp 191.275.595.985	0,088721
		2016	Rp 17.945.077.363	Rp 395.301.532.428	0,045396

		2017	Rp 137.064.329.373	Rp 432.055.786.199	0,317238
		2018	Rp 183.045.980.412	Rp 897.968.027.638	0,203845
		2019	Rp 94.390.791.317	Rp 806.591.455.280	0,117024
		2020	Rp 25.316.005.286	Rp 760.445.865.842	0,033291
		2021	Rp 44.538.508.242	Rp 771.096.800.598	0,05776
28	RDTX	2015	Rp 422.254.497.423	Rp 1.872.158.609.529	0,225544
		2016	Rp 406.872.943.034	Rp 2.101.753.788.854	0,193587
		2017	Rp 395.780.873.819	Rp 2.280.461.717.989	0,173553
		2018	Rp 400.870.293.046	Rp 2.526.489.781.165	0,158667
		2019	Rp 399.418.917.052	Rp 2.795.788.452.762	0,142864
		2020	Rp 400.749.812.577	Rp 2.971.061.771.714	0,134884
		2021	Rp 413.584.008.445	Rp 3.161.105.356.526	0,130835
29	RODA	2015	Rp 1.055.922.632.197	Rp 3.232.242.644.731	0,326684
		2016	Rp 514.177.471.849	Rp 3.428.743.677.749	0,149961
		2017	Rp 299.974.293.110	Rp 3.548.567.553.465	0,084534
		2018	Rp 234.734.239.697	Rp 3.988.656.612.638	0,05885
		2019	Rp 319.784.323.998	Rp 3.911.163.391.136	0,081762
		2020	Rp 114.132.561.793	Rp 3.936.147.888.286	0,028996
		2021	Rp 508.916.464.751	Rp 2.650.686.851.644	0,191994
30	SMDM	2015	Rp 577.756.249.000	Rp 3.154.581.181.000	0,183148
		2016	Rp 494.722.625.665	Rp 3.098.989.165.921	0,15964
		2017	Rp 468.479.918.789	Rp 3.141.680.323.403	0,149118
		2018	Rp 539.302.125.082	Rp 3.158.642.385.060	0,170739
		2019	Rp 569.374.430.798	Rp 3.213.173.105.916	0,1772
		2020	Rp 386.541.149.828	Rp 3.201.910.904.021	0,120722
		2021	Rp 567.052.209.003	Rp 3.303.511.723.151	0,171651
31	SMRA	2015	Rp 5.623.560.624.000	Rp 18.758.262.022.000	0,299791
		2016	Rp 5.397.948.907.000	Rp 20.810.319.657.000	0,259388
		2017	Rp 5.640.751.809.000	Rp 21.662.711.991.000	0,26039
		2018	Rp 5.661.360.114.000	Rp 23.299.242.068.000	0,242985
		2019	Rp 5.941.625.762.000	Rp 24.441.657.276.000	0,243094
		2020	Rp 5.029.984.099.000	Rp 24.922.532.224.000	0,201825
		2021	Rp 5.567.912.577.000	Rp 26.049.716.678.000	0,213742

Sumber : Data diolah, 2022

Lampiran 4.6

Perhitungan *Net Profit Before Taxes to Current Liabilities*

No	Kode	Tahun	EBT		Current Liabilities	PBT/CL
			(a)		(b)	(c)=(a/b)
1	APLN	2015	Rp	1.138.920.945	Rp 7.041.359.652	0,161747305
		2016	Rp	960.933.911	Rp 7.654.752.699	0,125534286
		2017	Rp	2.181.757.138.000	Rp 7.220.222.779.000	0,302173105
		2018	Rp	376.673.794.000	Rp 7.838.705.276.000	0,048053062
		2019	Rp	131.221.349.000	Rp 4.909.431.582.000	0,02672842
		2020	Rp	394.699.793.000	Rp 6.158.911.981.000	0,064085961
		2021	-Rp	301.840.223.000	Rp 7.314.345.544.000	-0,04126688
2	ASRI	2015	Rp	758.669.541.000	Rp 3.752.467.213.000	0,202178859
		2016	Rp	591.353.409.000	Rp 3.434.222.096.000	0,172194282
		2017	Rp	1.444.664.431.000	Rp 3.143.479.123.000	0,459575004
		2018	Rp	1.035.272.928.000	Rp 2.224.534.970.000	0,465388471
		2019	Rp	1.111.329.436.000	Rp 1.923.805.487.000	0,577672454
		2020	-Rp	960.029.370.000	Rp 3.198.161.431.000	-0,30018165
		2021	Rp	158.479.487.000	Rp 3.633.263.428.000	0,043619047
3	BAPA	2015	Rp	1.331.784.473	Rp 61.733.471.306	0,021573134
		2016	Rp	1.961.065.401	Rp 60.816.048.518	0,032245854
		2017	Rp	13.243.528.581	Rp 46.925.207.597	0,282226318
		2018	Rp	4.950.263.483	Rp 32.952.164.436	0,150225746
		2019	Rp	4.988.429.740	Rp 4.280.173.029	1,16547385
		2020	-Rp	3.701.922.025	Rp 7.445.381.494	-0,49721052
		2021	-Rp	2.015.298.510	Rp 6.843.248.577	-0,29449442
4	BCIP	2015	Rp	6.384.409.382	Rp 196.227.771.494	0,032535708
		2016	Rp	51.216.938.403	Rp 163.093.142.366	0,314034898
		2017	Rp	61.821.238.945	Rp 229.389.300.728	0,269503585
		2018	Rp	58.369.754.070	Rp 204.275.610.836	0,285740201
		2019	Rp	29.394.923.243	Rp 283.080.536.190	0,103839436
		2020	Rp	14.608.034.596	Rp 308.300.895.925	0,047382394
		2021	Rp	3.533.027.936	Rp 101.144.035.422	0,03493066
5	BEST	2015	Rp	214.526.215.047	Rp 384.484.715.527	0,557957719
		2016	Rp	340.510.137.353	Rp 544.672.535.900	0,625164874
		2017	Rp	488.161.066.733	Rp 740.813.856.691	0,658952397
		2018	Rp	447.432.940.624	Rp 355.040.758.137	1,260229792
		2019	Rp	408.764.699.774	Rp 228.163.127.983	1,791545827
		2020	-Rp	109.402.417.232	Rp 258.669.858.995	-0,42294227

		2021	-Rp	64.952.265.503	Rp	432.585.170.220	-0,15014908
6	BIPP	2015	Rp	125.161.261.200	Rp	106.035.549.078	1,180370756
		2016	Rp	27.870.600.130	Rp	75.330.661.077	0,369976843
		2017	-Rp	24.770.062.671	Rp	106.459.750.880	-0,23267068
		2018	-Rp	71.359.793.883	Rp	537.705.678.421	-0,13271162
		2019	Rp	12.768.873.310	Rp	607.830.954.825	0,021007277
		2020	Rp	110.330.257.649	Rp	378.439.919.105	0,291539693
		2021	Rp	30.728.163.496	Rp	366.079.648.188	0,083938464
7	BKSL	2015	Rp	62.046.220.824	Rp	3.227.924.826.605	0,019221706
		2016	Rp	562.390.582.418	Rp	2.848.671.180.828	0,197422077
		2017	Rp	468.310.373.708	Rp	2.954.287.128.281	0,158518909
		2018	Rp	368.537.710.838	Rp	3.093.284.238.071	0,119141237
		2019	Rp	68.107.602.184	Rp	3.303.530.868.409	0,020616608
		2020	-Rp	554.143.697.854	Rp	3.270.161.549.357	-0,16945453
		2021	Rp	230.374.807.760	Rp	1.692.127.805.105	0,13614504
8	BSDE	2015	Rp	2.362.081.922.633	Rp	6.146.403.064.486	0,384303128
		2016	Rp	2.084.615.254.082	Rp	5.690.838.899.963	0,366310713
		2017	Rp	5.228.121.059.142	Rp	7.568.816.957.723	0,690744814
		2018	Rp	1.760.420.645.427	Rp	6.231.233.383.026	0,282515601
		2019	Rp	3.165.097.516.458	Rp	6.159.441.542.866	0,513861118
		2020	Rp	502.148.296.818	Rp	11.832.682.024.655	0,042437403
		2021	Rp	1.547.006.489.870	Rp	10.967.892.740.436	0,141048652
9	CTRA	2015	Rp	2.164.681.000.000	Rp	801.355.000.000	2,701275964
		2016	Rp	1.500.849.000.000	Rp	7.311.044.000.000	0,205285182
		2017	Rp	1.342.897.000.000	Rp	7.782.985.000.000	0,172542668
		2018	Rp	1.655.086.000.000	Rp	7.994.843.000.000	0,2070192
		2019	Rp	1.555.103.000.000	Rp	8.368.189.000.000	0,185835071
		2020	Rp	1.659.121.000.000	Rp	11.609.414.000.000	0,142911692
		2021	Rp	2.396.714.000.000	Rp	10.963.375.000.000	0,218610966
10	DART	2015	Rp	240.176.803.000	Rp	740.783.157.000	0,324220119
		2016	Rp	233.675.186.000	Rp	605.141.343.000	0,386149763
		2017	Rp	55.260.398.000	Rp	666.459.963.000	0,082916306
		2018	Rp	36.790.972.000	Rp	814.186.066.000	0,045187425
		2019	-Rp	251.753.574.000	Rp	1.432.033.724.000	-0,17580143
		2020	-Rp	394.021.709.000	Rp	609.340.883.000	-0,64663593
		2021	-Rp	408.739.891.000	Rp	1.287.069.124.000	-0,31757416
11	DILD	2015	Rp	419.201.384.730	Rp	3.285.725.170.548	0,127582607
		2016	Rp	299.286.389.343	Rp	3.292.500.606.947	0,090899418
		2017	Rp	172.672.760.091	Rp	4.103.191.556.657	0,042082549
		2018	Rp	90.350.432.325	Rp	4.767.907.514.355	0,018949703

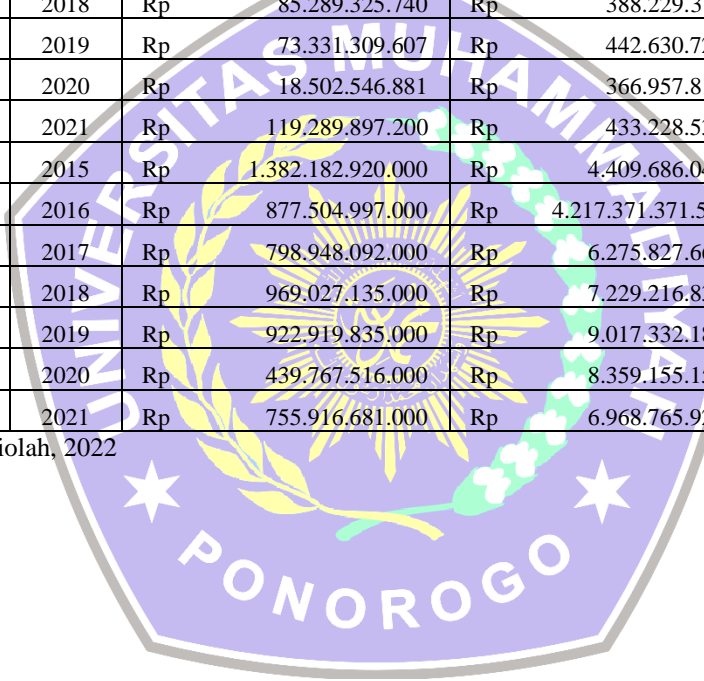
		2019	Rp	520.348.375.306	Rp	3.550.608.637.032	0,146551881
		2020	Rp	120.015.948.037	Rp	4.367.599.682.705	0,027478697
		2021	Rp	51.698.098.483	Rp	6.489.247.592.873	0,007966732
12	DUTI	2015	Rp	671.879.833.281	Rp	1.198.803.132.680	0,560458857
		2016	Rp	844.375.081.766	Rp	1.062.796.457.582	0,794484283
		2017	Rp	381.219.454.358	Rp	1.172.699.957.282	0,325078424
		2018	Rp	1.133.182.587.932	Rp	1.571.910.026.185	0,720895324
		2019	Rp	1.298.473.559.565	Rp	1.755.044.091.811	0,739852386
		2020	Rp	640.826.951.818	Rp	1.900.303.058.105	0,337223554
		2021	Rp	731.322.766.012	Rp	2.425.800.181.007	0,30147692
13	EMDE	2015	Rp	61.268.278.934	Rp	373.768.632.656	0,163920334
		2016	Rp	67.279.994.102	Rp	358.671.663.722	0,187581013
		2017	Rp	106.211.882.512	Rp	410.834.297.149	0,258527302
		2018	Rp	16.095.009.620	Rp	484.290.316.125	0,033234217
		2019	-Rp	34.638.520.599	Rp	381.032.836.607	-0,09090692
		2020	-Rp	51.607.718.694	Rp	887.763.447.554	-0,05813229
		2021	Rp	1.067.888.777.719	Rp	1.001.239.817.402	1,06656643
14	FMII	2015	Rp	171.450.508.491	Rp	105.801.761.072	1,62048823
		2016	Rp	296.952.677.638	Rp	96.092.215.801	3,090288585
		2017	Rp	99.331.130.616	Rp	80.118.701.639	1,239799555
		2018	Rp	7.191.190.892	Rp	118.630.021.417	0,060618643
		2019	Rp	2.718.797.575	Rp	94.605.074.884	0,02873839
		2020	-Rp	168.000.000	Rp	81.634.000.000	-0,00205797
		2021	Rp	9.920.000.000	Rp	193.807.000.000	0,051184942
15	GMTD	2015	Rp	119.428.639.360	Rp	512.933.237.967	0,232834666
		2016	Rp	87.506.296.666	Rp	435.869.175.502	0,200762755
		2017	Rp	68.803.466.028	Rp	415.385.986.414	0,165637427
		2018	Rp	62.042.118.980	Rp	347.661.140.865	0,178455719
		2019	-Rp	69.515.841.972	Rp	281.738.984.352	-0,24673846
		2020	-Rp	105.498.825.152	Rp	335.120.216.073	-0,3148089
		2021	-Rp	27.042.012.109	Rp	290.368.704.875	-0,09312991
16	GPRA	2015	Rp	73.831.113.410	Rp	435.263.158.794	0,169624081
		2016	Rp	47.331.202.523	Rp	331.170.103.999	0,142921121
		2017	Rp	37.960.260.759	Rp	272.405.382.675	0,139352095
		2018	Rp	51.623.011.989	Rp	236.047.703.080	0,218697371
		2019	Rp	57.055.465.945	Rp	328.957.173.572	0,173443447
		2020	Rp	35.550.675.229	Rp	409.260.780.295	0,08686558
		2021	Rp	51.128.043.950	Rp	464.080.854.956	0,110170552
17	GWSA	2015	Rp	1.269.114.136.974	Rp	230.319.789.255	5,510226199
		2016	Rp	215.111.556.267	Rp	92.102.697.715	2,33556195

		2017	Rp	190.572.390.596	Rp	108.794.083.687	1,751679725
		2018	Rp	212.814.731.605	Rp	150.466.366.721	1,414367451
		2019	Rp	127.343.295.030	Rp	430.963.598.546	0,295485037
		2020	-Rp	56.533.160.183	Rp	78.876.768.041	-0,71672764
		2021	Rp	19.903.021.826	Rp	50.437.597.750	0,394606855
18	JRPT	2015	Rp	876.618.269.000	Rp	2.974.359.377	294,7250678
		2016	Rp	1.027.479.880.000	Rp	3.111.632.814	330,2060177
		2017	Rp	1.162.352.423.000	Rp	3.093.711.769	375,714517
		2018	Rp	1.081.417.358.000	Rp	3.480.039.223	310,7486119
		2019	Rp	1.055.706.814.000	Rp	3.385.768.357.000	0,311807159
		2020	Rp	1.067.078.595.000	Rp	3.244.809.938.000	0,328857041
		2021	Rp	797.817.044.000	Rp	3.283.208.945.000	0,242999169
19	KIJA	2015	Rp	345.057.155.483	Rp	1.047.210.764.452	0,329501154
		2016	Rp	512.499.728.216	Rp	1.157.245.481.727	0,442861723
		2017	Rp	130.079.893.294	Rp	1.067.196.855.057	0,121889315
		2018	Rp	85.429.279.335	Rp	1.144.917.357.852	0,07461611
		2019	Rp	173.273.871.156	Rp	1.395.923.707.329	0,124128468
		2020	Rp	37.485.058.742	Rp	1.378.761.274.765	0,02718749
		2021	Rp	100.330.430.110	Rp	1.320.149.276.793	0,075999307
20	LPCK	2015	Rp	930.517.532.765	Rp	1.140.995.759.536	0,815531105
		2016	Rp	549.870.873.335	Rp	922.152.443.756	0,596290643
		2017	Rp	380.734.000.000	Rp	1.743.341.000.000	0,218393303
		2018	Rp	2.248.060.000.000	Rp	982.490.000.000	2,28812507
		2019	Rp	458.668.000.000	Rp	950.785.000.000	0,482409798
		2020	-Rp	3.562.590.000.000	Rp	2.158.098.000.000	-1,65080084
		2021	Rp	215.527.000.000	Rp	1.966.681.000.000	0,109589201
21	LPKR	2015	Rp	1.284.829.851.140	Rp	4.856.884.000.000	0,264537891
		2016	Rp	1.557.747.000.000	Rp	6.866.309.000.000	0,226868176
		2017	Rp	1.167.129.000.000	Rp	8.745.186.000.000	0,133459597
		2018	Rp	2.060.165.000.000	Rp	8.204.921.000.000	0,25108895
		2019	-Rp	1.665.165.000.000	Rp	6.881.251.000.000	-0,2419858
		2020	-Rp	9.310.774.000.000	Rp	10.573.858.000.000	-0,88054653
		2021	-Rp	1.108.251.000.000	Rp	9.605.967.000.000	-0,1153711
22	MDLN	2015	Rp	960.109.200.223	Rp	3.150.692.483.079	0,304729581
		2016	Rp	550.569.253.448	Rp	2.917.040.996.619	0,188742378
		2017	Rp	676.791.362.305	Rp	2.374.364.859.671	0,285041012
		2018	Rp	131.783.532.123	Rp	1.539.785.994.579	0,085585616
		2019	Rp	530.045.858.341	Rp	2.004.495.457.707	0,264428565
		2020	-Rp	1.714.861.044.972	Rp	9.295.120.926.887	-0,18449045
		2021	-Rp	8.793.924.920	Rp	3.469.212.455.512	-0,00253485

23	MKPI	2015	Rp	890.259.826.051	Rp	2.287.442.720.863	0,389194369
		2016	Rp	1.199.799.869.120	Rp	2.132.759.200.507	0,562557587
		2017	Rp	1.193.730.206.227	Rp	1.324.939.909.545	0,900969318
		2018	Rp	1.166.690.724.883	Rp	864.766.415.319	1,349139726
		2019	Rp	719.224.127.273	Rp	945.950.522.245	0,760318971
		2020	Rp	300.613.018.637	Rp	939.808.397.416	0,319866283
		2021	Rp	412.578.500.051	Rp	1.059.762.104.835	0,389312373
24	MTSM	2015	-Rp	2.311.376.746	Rp	4.209.997.730	-0,5490209
		2016	-Rp	605.717.627	Rp	3.250.110.881	-0,1863683
		2017	-Rp	2.638.560.991	Rp	4.153.496.218	-0,63526264
		2018	-Rp	4.768.220.253	Rp	4.801.266.631	-0,99311715
		2019	-Rp	5.517.994.954	Rp	12.186.971.999	-0,45277818
		2020	-Rp	7.178.722.126	Rp	14.484.565.017	-0,49561185
		2021	Rp	30.327.624	Rp	15.589.100.213	0,001945438
25	PLIN	2015	Rp	272.322.139.000	Rp	746.556.660.000	0,364770892
		2016	Rp	397.530.958.000	Rp	1.370.475.589.000	0,290067887
		2017	Rp	280.440.687.000	Rp	824.154.197.000	0,340276963
		2018	Rp	183.001.799.000	Rp	1.135.313.268.000	0,161190575
		2019	Rp	623.206.426.000	Rp	582.233.582.000	1,070371832
		2020	-Rp	569.472.722.000	Rp	418.601.976.000	-1,36041575
		2021	Rp	503.634.642.000	Rp	432.930.770.000	1,163314499
26	PWON	2015	Rp	1.425.142.011.000	Rp	4.423.677.906.000	0,322162246
		2016	Rp	1.731.763.680.000	Rp	4.618.261.907.000	0,374981695
		2017	Rp	2.071.691.771.000	Rp	4.913.178.190.000	0,421660215
		2018	Rp	2.853.882.334.000	Rp	4.096.381.121.000	0,696683792
		2019	Rp	361.702.480.201	Rp	3.373.096.633.000	0,10723158
		2020	Rp	180.271.732.381	Rp	4.336.698.236.000	0,04156889
		2021	Rp	44.747.398.808	Rp	3.018.980.942.000	0,014822021
27	RBMS	2015	-Rp	3.085.916.105	Rp	16.595.409.479	-0,18594998
		2016	-Rp	6.900.772.208	Rp	52.990.947.678	-0,13022549
		2017	Rp	15.870.058.090	Rp	80.001.583.655	0,198371799
		2018	Rp	9.016.924.645	Rp	140.941.418.487	0,063976401
		2019	-Rp	17.502.669.546	Rp	55.003.737.709	-0,31820873
		2020	-Rp	43.718.899.097	Rp	49.986.583.175	-0,87461267
		2021	-Rp	21.925.944.331	Rp	34.013.707.388	-0,64462083
28	RDTX	2015	Rp	256.034.229.303	Rp	190.680.585.085	1,342738849
		2016	Rp	257.364.075.673	Rp	174.693.849.365	1,473229176
		2017	Rp	249.142.489.265	Rp	119.405.075.125	2,086531825
		2018	Rp	309.046.897.459	Rp	120.721.746.865	2,559993584
		2019	Rp	273.298.706.103	Rp	141.004.370.457	1,938228618

		2020	Rp	236.955.002.130	Rp	111.942.149.785	2,116763012
		2021	Rp	196.384.936.622	Rp	146.965.834.672	1,33626252
29	RODA	2015	Rp	467.146.662.558	Rp	434.968.959.492	1,07397701
		2016	Rp	64.428.855.617	Rp	349.448.918.376	0,184372743
		2017	Rp	24.060.421.218	Rp	386.940.489.024	0,062181193
		2018	-Rp	15.445.182.364	Rp	401.006.095.219	-0,03851608
		2019	-Rp	274.253.482.878	Rp	521.745.951.755	-0,52564564
		2020	-Rp	178.365.303.264	Rp	924.099.584.524	-0,19301524
		2021	Rp	29.854.508.586	Rp	423.396.641.682	0,070511916
30	SMDM	2015	Rp	76.808.458.000	Rp	485.999.275.000	0,15804233
		2016	Rp	20.293.655.258	Rp	95.900.900.686	0,211610685
		2017	Rp	20.411.316.085	Rp	92.624.163.578	0,220367076
		2018	Rp	85.289.325.740	Rp	388.229.372.720	0,219687978
		2019	Rp	73.331.309.607	Rp	442.630.720.460	0,165671532
		2020	Rp	18.502.546.881	Rp	366.957.816.969	0,050421455
		2021	Rp	119.289.897.200	Rp	433.228.532.976	0,275350971
31	SMRA	2015	Rp	1.382.182.920.000	Rp	4.409.686.044.000	0,313442478
		2016	Rp	877.504.997.000	Rp	4.217.371.371.528.000	0,000208069
		2017	Rp	798.948.092.000	Rp	6.275.827.667.000	0,127305614
		2018	Rp	969.027.135.000	Rp	7.229.216.830.000	0,134043169
		2019	Rp	922.919.835.000	Rp	9.017.332.185.000	0,102349544
		2020	Rp	439.767.516.000	Rp	8.359.155.158.000	0,052609086
		2021	Rp	755.916.681.000	Rp	6.968.765.921.000	0,108472101

Sumber : Data diolah, 2022



Lampiran 4.7

Perhitungan Return On Asset (ROA)

No	Kode	Tahun	Laba Bersih	Total Asset	ROA
			(a)	(b)	(c)=(a/b)
1	APLN	2015	Rp 1.116.763.447	Rp 24.559.174.988	0,045472
		2016	Rp 939.737.108	Rp 25.711.953.382	0,036549
		2017	Rp 1.882.581.400.000	Rp 28.790.116.014.000	0,06539
		2018	Rp 193.730.292.000	Rp 29.583.829.904.000	0,006549
		2019	Rp 120.811.697.000	Rp 29.460.345.080.000	0,004101
		2020	Rp 180.144.688.000	Rp 30.391.359.956.000	0,005927
		2021	-Rp 485.227.632.000	Rp 29.611.111.193.000	-0,01639
2	ASRI	2015	Rp 684.287.753.000	Rp 18.709.870.126.000	0,036574
		2016	Rp 510.243.279.000	Rp 20.186.130.682.000	0,025277
		2017	Rp 1.358.189.177.000	Rp 20.728.430.487.000	0,065523
		2018	Rp 970.586.600.000	Rp 20.890.925.564.000	0,04646
		2019	Rp 1.012.947.312.000	Rp 21.893.272.005.000	0,046268
		2020	-Rp 1.036.617.865.000	Rp 21.226.814.871.000	-0,04884
		2021	Rp 142.928.791.000	Rp 21.933.974.714.000	0,006516
3	BAPA	2015	Rp 1.204.642.974	Rp 175.743.601.667	0,006855
		2016	Rp 1.818.062.130	Rp 179.260.878.116	0,010142
		2017	Rp 13.212.381.915	Rp 174.597.685.587	0,075673
		2018	Rp 4.950.263.483	Rp 1.663.134.437.729	0,002976
		2019	Rp 4.956.230.815	Rp 143.136.436.717	0,034626
		2020	-Rp 3.737.826.580	Rp 142.306.771.029	-0,02627
		2021	-Rp 2.052.255.452	Rp 139.570.998.335	-0,0147
4	BCIP	2015	Rp 5.355.544.742	Rp 672.554.159.879	0,007963
		2016	Rp 49.427.928.493	Rp 789.137.743.984	0,062635
		2017	Rp 53.529.632.889	Rp 843.447.229.256	0,063465
		2018	Rp 50.247.119.273	Rp 849.799.701.091	0,059128
		2019	Rp 23.201.520.208	Rp 867.065.425.451	0,026759
		2020	Rp 12.990.816.748	Rp 909.264.462.663	0,014287
		2021	Rp 124.179.367	Rp 887.073.065.396	0,00014
5	BEST	2015	Rp 211.935.909.297	Rp 4.631.315.439.422	0,046
		2016	Rp 336.287.878.603	Rp 5.205.373.116.830	0,065
		2017	Rp 483.387.486.933	Rp 5.719.000.999.540	0,085
		2018	Rp 422.536.948.687	Rp 6.290.126.551.391	0,067
		2019	Rp 380.152.937.259	Rp 6.399.477.523.890	0,059
		2020	-Rp 115.219.635.076	Rp 6.282.180.229.732	-0,02

		2021	-Rp 71.095.023.263	Rp 6.046.212.385.412	-0,01
6	BIPP	2015	Rp 125.181.521.808	Rp 1.324.396.226.004	0,09452
		2016	Rp 27.224.420.762	Rp 1.648.021.678.720	0,016519
		2017	-Rp 31.033.697.167	Rp 1.748.640.897.106	-0,01775
		2018	-Rp 79.203.069.270	Rp 2.063.247.282.902	-0,03839
		2019	-Rp 946.349.508	Rp 2.167.012.633.198	-0,00044
		2020	Rp 94.063.094.416	Rp 2.126.525.330.314	0,044233
		2021	Rp 19.556.643.069	Rp 2.044.686.725.854	0,009565
7	BKSL	2015	Rp 61.673.665.333	Rp 11.145.896.809.593	0,005533
		2016	Rp 562.426.910.051	Rp 11.359.506.311.011	0,049512
		2017	Rp 468.559.181.741	Rp 14.977.041.120.833	0,031285
		2018	Rp 368.591.316.449	Rp 16.252.732.184.207	0,022679
		2019	Rp 68.928.077.412	Rp 17.275.272.609.213	0,00399
		2020	-Rp 556.301.782.629	Rp 18.371.229.973.821	-0,03028
		2021	Rp 229.270.350.880	Rp 16.654.989.338.161	0,013766
8	BSDE	2015	Rp 2.351.380.057.145	Rp 36.022.148.489.646	0,065276
		2016	Rp 2.037.537.680.130	Rp 38.536.825.180.203	0,052872
		2017	Rp 5.166.720.070.985	Rp 45.951.188.475.157	0,112439
		2018	Rp 1.801.817.694.927	Rp 52.101.492.204.552	0,034583
		2019	Rp 3.130.076.103.452	Rp 54.444.849.052.447	0,057491
		2020	Rp 486.257.814.158	Rp 60.862.926.586.750	0,007989
		2021	Rp 1.538.840.956.173	Rp 61.469.712.165.656	0,025034
9	CTRA	2015	Rp 1.740.300.000.000	Rp 26.258.718.000.000	0,066275
		2016	Rp 1.170.706.000.000	Rp 29.072.250.000.000	0,040269
		2017	Rp 1.018.529.000.000	Rp 31.706.163.000.000	0,032124
		2018	Rp 1.302.702.000.000	Rp 34.289.017.000.000	0,037992
		2019	Rp 1.283.281.000.000	Rp 26.196.024.000.000	0,048988
		2020	Rp 1.370.686.000.000	Rp 39.255.187.000.000	0,034917
		2021	Rp 2.087.716.000.000	Rp 40.668.411.000.000	0,051335
10	DART	2015	Rp 177.765.808.000	Rp 5.739.863.241.000	0,03097
		2016	Rp 191.876.068.000	Rp 6.066.257.596.000	0,03163
		2017	Rp 30.177.817.000	Rp 6.360.845.609.000	0,004744
		2018	Rp 13.121.021.000	Rp 6.905.286.394.000	0,0019
		2019	-Rp 260.776.918.000	Rp 6.880.951.291.000	-0,0379
		2020	-Rp 400.173.079.000	Rp 6.656.120.982.000	-0,06012
		2021	-Rp 411.222.141.000	Rp 6.604.034.590.000	-0,06227
11	DILD	2015	Rp 419.044.195.464	Rp 10.288.572.076.882	0,040729
		2016	Rp 297.350.554.988	Rp 11.840.056.936.442	0,025114
		2017	Rp 271.536.513.369	Rp 13.097.184.984.411	0,020732
		2018	Rp 194.106.659.340	Rp 14.215.535.191.206	0,013655

		2019	Rp 436.709.213.814	Rp 14.777.496.292.639	0,029552
		2020	Rp 68.962.241.069	Rp 15.701.872.562.921	0,004392
		2021	-Rp 30.049.182.958	Rp 16.461.784.737.635	-0,00183
12	DUTI	2015	Rp 670.949.496.747	Rp 9.014.911.216.451	0,074427
		2016	Rp 840.650.624.016	Rp 9.692.217.785.825	0,086735
		2017	Rp 375.335.896.108	Rp 10.575.681.686.285	0,03549
		2018	Rp 1.126.657.230.110	Rp 12.642.895.738.823	0,089114
		2019	Rp 1.289.962.965.315	Rp 13.788.227.459.960	0,093555
		2020	Rp 638.427.373.273	Rp 13.753.624.738.885	0,046419
		2021	Rp 730.113.120.884	Rp 15.308.923.447.779	0,047692
13	EMDE	2015	Rp 61.268.278.934	Rp 1.196.040.969.781	0,051226
		2016	Rp 65.470.178.568	Rp 1.363.641.661.657	0,048011
		2017	Rp 106.211.882.512	Rp 1.868.623.723.806	0,05684
		2018	Rp 160.950.099.620	Rp 2.096.614.260.152	0,076767
		2019	-Rp 34.638.520.599	Rp 2.143.944.238.365	-0,01616
		2020	-Rp 56.617.681.066	Rp 2.454.054.273.495	-0,02307
		2021	Rp 1.034.201.610.092	Rp 3.728.638.990.780	0,277367
14	FMII	2015	Rp 159.505.139.120	Rp 584.000.536.156	0,273125
		2016	Rp 276.909.152.732	Rp 771.547.611.433	0,358901
		2017	Rp 8.731.194.357	Rp 801.479.951.527	0,010894
		2018	Rp 5.908.257.104	Rp 940.955.391.343	0,006279
		2019	Rp 2.718.707.575	Rp 891.866.986.266	0,003048
		2020	-Rp 1.481.000.000	Rp 870.707.000.000	-0,0017
		2021	Rp 8.561.000.000	Rp 869.030.000.000	0,009851
15	GMTD	2015	Rp 118.494.551.000	Rp 1.273.990.253.786	0,093011
		2016	Rp 86.914.558.516	Rp 1.229.172.450.340	0,07071
		2017	Rp 68.230.259.472	Rp 1.242.714.753.944	0,054904
		2018	Rp 61.443.212.441	Rp 1.252.862.156.022	0,049042
		2019	-Rp 70.115.543.611	Rp 1.107.518.134.867	-0,06331
		2020	-Rp 105.950.046.766	Rp 987.323.142.096	-0,10731
		2021	-Rp 27.376.369.761	Rp 1.072.934.636.699	-0,02552
16	GPRA	2015	Rp 72.893.324.167	Rp 1.574.174.572.164	0,046306
		2016	Rp 46.995.769.773	Rp 1.569.319.030.878	0,029947
		2017	Rp 37.316.086.438	Rp 1.499.462.028.211	0,024886
		2018	Rp 50.425.199.916	Rp 1.536.453.590.418	0,032819
		2019	Rp 55.222.657.634	Rp 1.705.918.986.765	0,032371
		2020	Rp 34.752.426.451	Rp 1.727.361.676.947	0,020119
		2021	Rp 49.537.431.683	Rp 1.760.551.462.449	0,028137
17	GWSA	2015	Rp 1.263.864.476.009	Rp 6.805.277.762.308	0,185718
		2016	Rp 210.148.843.517	Rp 6.963.273.062.204	0,03018

		2017	Rp 188.500.432.096	Rp 7.200.861.383.403	0,026177
		2018	Rp 210.570.439.177	Rp 7.491.033.825.272	0,02811
		2019	Rp 126.542.082.915	Rp 7.601.642.820.703	0,016647
		2020	-Rp 57.214.351.055	Rp 7.543.459.452.387	-0,00758
		2021	Rp 19.987.783.770	Rp 7.558.387.262.329	0,002644
18	JRPT	2015	Rp 869.777.178.000	Rp 7.578.101.438	114,7751
		2016	Rp 1.017.849.186.000	Rp 8.484.436.652	119,9666
		2017	Rp 1.117.126.108.000	Rp 9.472.682.688	117,9313
		2018	Rp 1.049.745.761.000	Rp 10.541.248.257	99,58458
		2019	Rp 1.037.201.837.000	Rp 11.164.935.100.000	0,092898
		2020	Rp 1.013.418.153.000	Rp 11.481.521.265.000	0,088265
		2021	Rp 786.726.309.000	Rp 11.748.147.834.000	0,066966
19	KIJA	2015	Rp 331.442.663.161	Rp 9.740.694.660.705	0,034027
		2016	Rp 426.542.322.505	Rp 10.733.598.205.115	0,039739
		2017	Rp 149.840.578.536	Rp 11.266.320.312.348	0,0133
		2018	Rp 67.100.402.943	Rp 11.783.772.244.027	0,005694
		2019	Rp 141.140.307.068	Rp 12.184.611.579.312	0,011583
		2020	Rp 45.249.873.535	Rp 12.200.175.979.870	0,003709
		2021	Rp 87.635.897.475	Rp 12.292.090.330.026	0,007129
20	LPCK	2015	Rp 914.989.279.214	Rp 5.476.757.336.509	0,167068
		2016	Rp 539.794.979.877	Rp 5.653.153.184.505	0,095486
		2017	Rp 368.440.000.000	Rp 12.455.503.000.000	0,02958
		2018	Rp 2.220.722.000.000	Rp 9.225.622.000.000	0,240712
		2019	Rp 384.032.000.000	Rp 12.219.228.000.000	0,031428
		2020	-Rp 3.646.286.000.000	Rp 9.719.570.000.000	-0,37515
		2021	Rp 140.369.000.000	Rp 9.134.537.000.000	0,015367
21	LPKR	2015	Rp 1.024.120.634.260	Rp 41.326.558.000.000	0,024781
		2016	Rp 1.227.374.000.000	Rp 45.603.683.000.000	0,026914
		2017	Rp 8.569.840.000.000	Rp 56.772.116.000.000	0,150952
		2018	Rp 1.662.685.000.000	Rp 49.083.460.000.000	0,033875
		2019	-Rp 2.061.418.000.000	Rp 55.079.585.000.000	-0,03743
		2020	-Rp 9.637.220.000.000	Rp 51.865.480.000.000	-0,18581
		2021	-Rp 1.623.183.000.000	Rp 52.080.936.000.000	-0,03117
22	MDLN	2015	Rp 873.420.195.958	Rp 12.843.050.665.229	0,068007
		2016	Rp 501.349.673.188	Rp 14.540.108.285.179	0,03448
		2017	Rp 614.773.608.046	Rp 14.599.669.337.351	0,042109
		2018	Rp 25.265.863.861	Rp 15.227.479.982.230	0,001659
		2019	Rp 409.602.777.858	Rp 16.125.557.867.483	0,025401
		2020	-Rp 1.763.880.064.128	Rp 14.850.039.389.857	-0,11878
		2021	-Rp 41.994.106.784	Rp 14.539.539.040.795	-0,00289

23	MKPI	2015	Rp 889.628.865.732	Rp 5.709.371.372.467	0,155819
		2016	Rp 1.199.373.747.588	Rp 6.612.200.867.199	0,181388
		2017	Rp 1.193.639.823.893	Rp 6.828.046.514.843	0,174814
		2018	Rp 1.018.559.536.819	Rp 7.008.254.843.361	0,145337
		2019	Rp 614.639.392.159	Rp 7.275.234.517.578	0,084484
		2020	Rp 231.113.916.843	Rp 7.622.918.065.733	0,030318
		2021	Rp 324.669.719.210	Rp 7.994.282.432.092	0,040613
24	MTSM	2015	-Rp 4.678.222.844	Rp 88.172.596.470	-0,05306
		2016	-Rp 2.364.989.125	Rp 84.641.766.703	-0,02794
		2017	-Rp 4.802.932.780	Rp 80.234.783.495	-0,05986
		2018	-Rp 6.943.129.415	Rp 75.129.492.493	-0,09242
		2019	-Rp 8.068.444.851	Rp 76.461.609.634	-0,10552
		2020	-Rp 87.716.984.332	Rp 72.921.362.051	-1,2029
		2021	-Rp 3.121.418.234	Rp 69.927.105.928	-0,04464
25	PLIN	2015	Rp 279.689.919.000	Rp 4.671.089.985.000	0,059877
		2016	Rp 725.619.401.000	Rp 4.586.569.370.000	0,158205
		2017	Rp 286.288.858.000	Rp 4.639.438.405.000	0,061708
		2018	Rp 214.534.304.000	Rp 15.143.755.490.000	0,014167
		2019	Rp 548.538.232.000	Rp 12.548.031.316.000	0,043715
		2020	-Rp 575.176.897.000	Rp 11.815.911.491.000	-0,04868
		2021	Rp 447.757.412.000	Rp 11.929.479.831.000	0,037534
26	PWON	2015	Rp 1.400.554.118.000	Rp 18.778.122.467.000	0,074584
		2016	Rp 1.780.254.981.000	Rp 20.674.141.654.000	0,08611
		2017	Rp 2.024.627.040.000	Rp 14.931.112.095.000	0,135598
		2018	Rp 2.826.936.213.000	Rp 25.018.080.224.000	0,112996
		2019	Rp 360.895.336.040	Rp 26.095.153.343.000	0,01383
		2020	Rp 126.494.845.856	Rp 26.458.805.377.000	0,004781
		2021	Rp 21.019.897.927	Rp 28.866.081.129.000	0,000728
27	RBMS	2015	-Rp 3.085.638.160	Rp 191.275.595.985	-0,01613
		2016	-Rp 6.713.147.549	Rp 395.301.532.428	-0,01698
		2017	Rp 14.519.780.720	Rp 432.055.786.199	0,033606
		2018	Rp 5.403.552.648	Rp 897.968.027.638	0,006018
		2019	-Rp 23.680.248.765	Rp 806.591.455.280	-0,02936
		2020	-Rp 45.421.421.796	Rp 760.445.865.842	-0,05973
		2021	-Rp 23.700.030.500	Rp 771.096.800.598	-0,03074
28	RDTX	2015	Rp 258.656.574.637	Rp 1.872.158.609.529	0,13816
		2016	Rp 260.009.476.018	Rp 2.101.753.788.854	0,123711
		2017	Rp 246.909.721.574	Rp 2.280.461.717.989	0,108272
		2018	Rp 267.384.570.823	Rp 2.526.489.781.165	0,105832
		2019	Rp 232.773.280.699	Rp 2.795.788.452.762	0,083259

		2020	Rp 236.087.887.526	Rp 2.971.061.771.714	0,079462
		2021	Rp 195.806.481.653	Rp 3.161.105.356.526	0,061942
29	RODA	2015	Rp 479.642.073.280	Rp 3.232.242.644.731	0,148393
		2016	Rp 61.152.185.891	Rp 3.428.743.677.749	0,017835
		2017	Rp 40.697.612.329	Rp 3.548.567.553.465	0,011469
		2018	Rp 102.088.999	Rp 3.988.656.612.638	2,56E-05
		2019	-Rp 276.047.576.448	Rp 3.911.163.391.136	-0,07058
		2020	-Rp 168.023.184.891	Rp 3.936.147.888.286	-0,04269
		2021	Rp 32.760.960.104	Rp 2.650.686.851.644	0,012359
30	SMDM	2015	Rp 75.239.795.000	Rp 3.154.581.181.000	0,023851
		2016	Rp 20.429.870.704	Rp 3.098.989.165.921	0,006592
		2017	Rp 19.737.381.645	Rp 3.141.680.323.403	0,006282
		2018	Rp 85.390.121.403	Rp 3.158.642.385.060	0,027034
		2019	Rp 73.368.288.038	Rp 3.213.173.105.916	0,022834
		2020	Rp 18.706.792.552	Rp 3.201.910.904.021	0,005842
		2021	Rp 117.647.293.156	Rp 3.303.511.723.151	0,035613
31	SMRA	2015	Rp 1.064.079.939.000	Rp 18.758.262.022.000	0,056726
		2016	Rp 605.050.858.000	Rp 20.810.319.657.000	0,029075
		2017	Rp 532.437.613.000	Rp 21.662.711.991.000	0,024579
		2018	Rp 690.623.630.000	Rp 23.299.242.068.000	0,029641
		2019	Rp 613.020.426.000	Rp 24.441.657.276.000	0,025081
		2020	Rp 245.909.143.000	Rp 24.922.532.224.000	0,009867
		2021	Rp 549.696.051.000	Rp 26.049.716.678.000	0,021102

Sumber : Data diolah, 2022



Lampiran 4.8

Perhitungan *Leverage (Debt Ratio)*

No	Kode	Tahun	Total Liabilities		Total Asset		DR
				(a)		(b)	(c)=(a/b)
1	APLN	2015	Rp	15.486.516.060	Rp	24.559.174.988	0,63057965
		2016	Rp	15.741.190.673	Rp	25.711.953.382	0,61221294
		2017	Rp	17.293.138.465.000	Rp	28.790.116.014.000	0,60066234
		2018	Rp	17.454.997.921.000	Rp	29.583.829.904.000	0,59001819
		2019	Rp	16.624.399.470.000	Rp	29.460.345.080.000	0,56429751
		2020	Rp	19.036.134.922.000	Rp	30.391.359.956.000	0,62636667
2	ASRI	2021	Rp	19.071.333.513.000	Rp	29.611.111.193.000	0,64406004
		2015	Rp	12.107.460.464.000	Rp	18.709.870.126.000	0,64711622
		2016	Rp	12.998.285.601.000	Rp	20.186.130.682.000	0,6439216
		2017	Rp	12.155.738.907.000	Rp	20.728.430.487.000	0,58642833
		2018	Rp	11.339.568.456.000	Rp	20.890.925.564.000	0,54279876
		2019	Rp	11.332.052.391.000	Rp	21.893.272.005.000	0,51760433
3	BAPA	2020	Rp	11.840.666.961.000	Rp	21.226.814.871.000	0,55781647
		2021	Rp	12.397.883.478.000	Rp	21.933.974.714.000	0,56523652
		2015	Rp	74.812.450.750	Rp	175.743.601.667	0,42569089
		2016	Rp	72.040.603.450	Rp	179.260.878.116	0,40187577
		2017	Rp	50.436.535.507	Rp	174.597.685.587	0,28887288
		2018	Rp	34.487.972.413	Rp	1.663.134.437.729	0,02073673
4	BCIP	2019	Rp	7.526.048.776	Rp	143.136.436.717	0,05257955
		2020	Rp	8.098.923.359	Rp	142.306.771.029	0,05691172
		2021	Rp	7.171.085.839	Rp	139.570.998.335	0,05137948
		2015	Rp	417.449.370.209	Rp	672.554.159.879	0,62069257
		2016	Rp	483.773.183.279	Rp	789.137.743.984	0,61304023
		2017	Rp	483.271.261.151	Rp	843.447.229.256	0,57297154
5	BEST	2018	Rp	439.430.278.694	Rp	849.799.701.091	0,51709865
		2019	Rp	433.530.491.804	Rp	867.065.425.451	0,49999744
		2020	Rp	462.672.453.925	Rp	909.264.462.663	0,50884256
		2021	Rp	440.374.923.594	Rp	887.073.065.396	0,49643591
		2015	Rp	1.589.160.166.683	Rp	4.631.315.439.422	0,34313365
		2016	Rp	1.814.537.354.523	Rp	5.205.373.116.830	0,3485893
		2017	Rp	1.870.815.438.091	Rp	5.719.000.999.540	0,32712277
		2018	Rp	2.118.132.306.800	Rp	6.290.126.551.391	0,33673922
		2019	Rp	1.930.728.238.615	Rp	6.399.477.523.890	0,30170092
		2020	Rp	1.925.532.126.081	Rp	6.282.180.229.732	0,30650699

		2021	Rp 1.752.315.039.995	Rp 6.046.212.385.412	0,28982029
6	BIPP	2015	Rp 247.411.164.002	Rp 1.324.396.226.004	0,18681053
		2016	Rp 444.202.117.934	Rp 1.648.021.678.720	0,26953657
		2017	Rp 534.787.535.126	Rp 1.748.640.897.106	0,30583039
		2018	Rp 932.018.121.876	Rp 2.063.247.282.902	0,45172391
		2019	Rp 1.045.504.866.617	Rp 2.167.012.633.198	0,48246367
		2020	Rp 919.581.439.010	Rp 2.126.525.330.314	0,4324338
		2021	Rp 889.578.514.261	Rp 2.044.686.725.854	0,43506837
7	BKSL	2015	Rp 4.596.177.463.580	Rp 11.145.896.809.593	0,41236498
		2016	Rp 4.199.257.402.891	Rp 11.359.506.311.011	0,36966901
		2017	Rp 5.034.486.488.719	Rp 14.977.041.120.833	0,33614694
		2018	Rp 5.631.606.614.993	Rp 16.252.732.184.207	0,34650215
		2019	Rp 6.578.349.800.074	Rp 17.275.272.609.213	0,38079572
		2020	Rp 8.121.131.006.426	Rp 18.371.229.973.821	0,44205701
		2021	Rp 6.168.939.794.466	Rp 16.654.989.338.161	0,3703959
8	BSDE	2015	Rp 13.925.458.006.310	Rp 36.022.148.489.646	0,38658044
		2016	Rp 14.074.217.874.315	Rp 38.536.825.180.203	0,36521477
		2017	Rp 16.754.337.385.933	Rp 45.951.188.475.157	0,36461162
		2018	Rp 21.814.594.254.302	Rp 52.101.492.204.552	0,41869423
		2019	Rp 20.897.343.170.602	Rp 54.444.849.052.447	0,3838259
		2020	Rp 26.391.824.110.926	Rp 60.862.926.586.750	0,43362726
		2021	Rp 25.575.995.151.814	Rp 61.469.712.165.656	0,41607475
9	CTRA	2015	Rp 13.208.497.000.000	Rp 26.258.718.000.000	0,50301378
		2016	Rp 14.774.323.000.000	Rp 29.072.250.000.000	0,50819331
		2017	Rp 16.255.398.000.000	Rp 31.706.163.000.000	0,51268891
		2018	Rp 17.644.741.000.000	Rp 34.289.017.000.000	0,51458871
		2019	Rp 18.434.456.000.000	Rp 26.196.024.000.000	0,70371198
		2020	Rp 21.797.659.000.000	Rp 39.255.187.000.000	0,55528099
		2021	Rp 21.274.214.000.000	Rp 40.668.411.000.000	0,52311397
10	DART	2015	Rp 2.311.459.415.000	Rp 5.739.863.241.000	0,40270287
		2016	Rp 2.442.909.056.000	Rp 6.066.257.596.000	0,40270447
		2017	Rp 2.801.378.185.000	Rp 6.360.845.609.000	0,44040971
		2018	Rp 3.329.371.379.000	Rp 6.905.286.394.000	0,4821482
		2019	Rp 3.565.822.980.000	Rp 6.880.951.291.000	0,51821657
		2020	Rp 3.742.012.201.000	Rp 6.656.120.982.000	0,56219113
		2021	Rp 4.100.747.128.000	Rp 6.604.034.590.000	0,62094574
11	DILD	2015	Rp 5.517.743.393.322	Rp 10.288.572.076.882	0,53629827
		2016	Rp 6.782.581.912.231	Rp 11.840.056.936.442	0,57285045
		2017	Rp 6.786.634.657.165	Rp 13.097.184.984.411	0,51817506
		2018	Rp 7.699.882.620.129	Rp 14.215.535.191.206	0,54165267

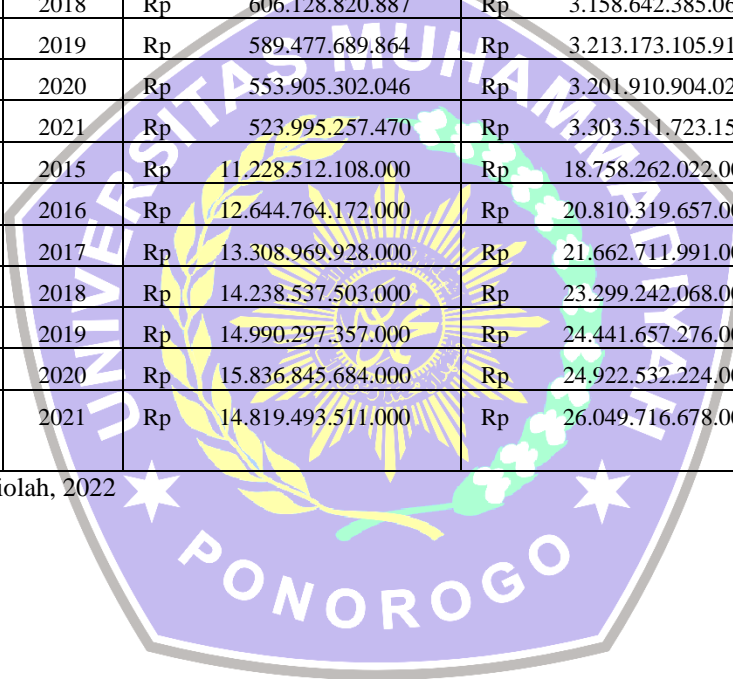
		2019	Rp 7.542.625.380.504	Rp 14.777.496.292.639	0,51041294
		2020	Rp 9.652.623.140.002	Rp 15.701.872.562.921	0,61474344
		2021	Rp 10.429.635.817.904	Rp 16.461.784.737.635	0,63356653
12	DUTI	2015	Rp 2.183.853.143.849	Rp 9.014.911.216.451	0,24224899
		2016	Rp 1.899.304.756.790	Rp 9.692.217.785.825	0,19596183
		2017	Rp 2.240.819.998.834	Rp 10.575.681.686.285	0,21188421
		2018	Rp 3.227.976.940.583	Rp 12.642.895.738.823	0,25531943
		2019	Rp 3.197.457.277.140	Rp 13.788.227.459.960	0,23189763
		2020	Rp 3.423.402.804.653	Rp 13.753.624.738.885	0,24890913
		2021	Rp 4.347.434.120.813	Rp 15.308.923.447.779	0,28398039
13	EMDE	2015	Rp 536.106.853.364	Rp 1.196.040.969.781	0,44823452
		2016	Rp 675.649.658.921	Rp 1.363.641.661.657	0,49547449
		2017	Rp 1.081.693.156.648	Rp 1.868.623.723.806	0,57887157
		2018	Rp 1.292.022.707.779	Rp 2.096.614.260.152	0,61624245
		2019	Rp 1.371.713.130.382	Rp 2.143.944.238.365	0,63980821
		2020	Rp 1.905.692.754.656	Rp 2.454.054.273.495	0,77654874
		2021	Rp 2.033.688.077.681	Rp 3.728.638.990.780	0,5454237
14	FMII	2015	Rp 138.730.216.120	Rp 584.000.536.156	0,23755152
		2016	Rp 98.838.157.454	Rp 771.547.611.433	0,12810377
		2017	Rp 119.588.203.666	Rp 801.479.951.527	0,14920923
		2018	Rp 265.462.614.782	Rp 940.955.391.343	0,2821203
		2019	Rp 264.399.707.766	Rp 891.866.986.266	0,29645644
		2020	Rp 245.524.000.000	Rp 870.707.000.000	0,28198234
		2021	Rp 233.332.000.000	Rp 869.030.000.000	0,26849706
15	GMTD	2015	Rp 719.732.960.562	Rp 1.273.990.253.786	0,56494385
		2016	Rp 590.413.630.191	Rp 1.229.172.450.340	0,48033425
		2017	Rp 538.877.693.247	Rp 1.242.714.753.944	0,43362943
		2018	Rp 488.790.826.773	Rp 1.252.862.156.022	0,39013935
		2019	Rp 417.348.795.064	Rp 1.107.518.134.867	0,37683247
		2020	Rp 402.384.335.106	Rp 987.323.142.096	0,4075508
		2021	Rp 515.861.813.615	Rp 1.072.934.636.699	0,48079519
16	GPRA	2015	Rp 626.943.804.650	Rp 1.574.174.572.164	0,39826828
		2016	Rp 559.139.315.183	Rp 1.569.319.030.878	0,35629423
		2017	Rp 466.150.365.014	Rp 1.499.462.028.211	0,31087841
		2018	Rp 454.440.028.598	Rp 1.536.453.590.418	0,29577205
		2019	Rp 573.167.523.724	Rp 1.705.918.986.765	0,33598754
		2020	Rp 674.113.858.270	Rp 1.727.361.676.947	0,39025635
		2021	Rp 654.638.555.294	Rp 1.760.551.462.449	0,37183722
17	GWSA	2015	Rp 536.331.978.128	Rp 6.805.277.762.308	0,07881118
		2016	Rp 478.485.384.788	Rp 6.963.273.062.204	0,06871559

		2017	Rp 524.360.986.056	Rp 7.200.861.383.403	0,0728192
		2018	Rp 597.490.070.576	Rp 7.491.033.825.272	0,0797607
		2019	Rp 580.184.785.916	Rp 7.601.642.820.703	0,07632361
		2020	Rp 575.037.098.734	Rp 7.543.459.452.387	0,07622989
		2021	Rp 536.139.596.371	Rp 7.558.387.262.329	0,07093307
18	JRPT	2015	Rp 3.437.170.298	Rp 7.578.101.438	0,45356615
		2016	Rp 3.578.037.749	Rp 8.484.436.652	0,42171778
		2017	Rp 3.496.187.155	Rp 9.472.682.688	0,369081
		2018	Rp 3.847.899.580	Rp 10.541.248.257	0,36503263
		2019	Rp 3.762.437.184.000	Rp 11.164.935.100.000	0,33698693
		2020	Rp 3.606.436.882.000	Rp 11.481.521.265.000	0,31410793
		2021	Rp 3.594.354.650.000	Rp 11.748.147.834.000	0,30595075
19	KIJA	2015	Rp 4.762.940.390.118	Rp 9.740.694.660.705	0,48897338
		2016	Rp 5.095.107.624.314	Rp 10.733.598.205.115	0,47468775
		2017	Rp 5.366.080.073.786	Rp 11.266.320.312.348	0,47629394
		2018	Rp 5.731.263.365.834	Rp 11.783.772.244.027	0,48636916
		2019	Rp 5.877.596.349.996	Rp 12.184.611.579.312	0,48237864
		2020	Rp 5.939.921.471.289	Rp 12.200.175.979.870	0,48687179
		2021	Rp 5.920.079.958.943	Rp 12.292.090.330.026	0,48161702
20	LPCK	2015	Rp 1.843.461.568.152	Rp 5.476.757.336.509	0,33659727
		2016	Rp 1.410.461.654.803	Rp 5.653.153.184.505	0,24949999
		2017	Rp 4.734.087.000.000	Rp 12.455.503.000.000	0,38007995
		2018	Rp 1.695.594.000.000	Rp 9.225.622.000.000	0,18379184
		2019	Rp 1.336.706.000.000	Rp 12.219.228.000.000	0,10939365
		2020	Rp 3.140.408.000.000	Rp 9.719.570.000.000	0,32310154
		2021	Rp 2.727.591.000.000	Rp 9.134.537.000.000	0,298602
21	LPKR	2015	Rp 22.409.794.000.000	Rp 41.326.558.000.000	0,54226132
		2016	Rp 23.528.544.000.000	Rp 45.603.683.000.000	0,51593517
		2017	Rp 26.911.822.000.000	Rp 56.772.116.000.000	0,47403239
		2018	Rp 24.336.392.000.000	Rp 49.083.460.000.000	0,49581655
		2019	Rp 20.703.246.000.000	Rp 55.079.585.000.000	0,37587876
		2020	Rp 28.291.825.000.000	Rp 51.865.480.000.000	0,54548468
		2021	Rp 29.594.927.000.000	Rp 52.080.936.000.000	0,56824875
22	MDLN	2015	Rp 6.785.593.826.555	Rp 12.843.050.665.229	0,52834751
		2016	Rp 7.944.774.284.719	Rp 14.540.108.285.179	0,54640407
		2017	Rp 7.522.211.606.109	Rp 14.599.669.337.351	0,51523164
		2018	Rp 8.397.680.558.019	Rp 15.227.479.982.230	0,55148196
		2019	Rp 8.875.086.191.890	Rp 16.125.557.867.483	0,5503739
		2020	Rp 10.629.831.146.672	Rp 14.850.039.389.857	0,71581165
		2021	Rp 10.355.441.282.714	Rp 14.539.539.040.795	0,71222624

23	MKPI	2015	Rp 2.880.175.893.867	Rp 5.709.371.372.467	0,50446463
		2016	Rp 2.987.296.559.011	Rp 6.612.200.867.199	0,45178551
		2017	Rp 2.276.438.836.762	Rp 6.828.046.514.843	0,33339533
		2018	Rp 1.776.589.738.461	Rp 7.008.254.843.361	0,25349959
		2019	Rp 1.771.631.581.519	Rp 7.275.234.517.578	0,24351539
		2020	Rp 2.015.619.366.153	Rp 7.622.918.065.733	0,26441572
		2021	Rp 2.157.944.970.302	Rp 7.994.282.432.092	0,26993604
24	MTSM	2015	Rp 11.087.454.789	Rp 88.172.596.470	0,12574717
		2016	Rp 9.886.209.708	Rp 84.641.766.703	0,11680061
		2017	Rp 10.743.818.367	Rp 80.234.783.495	0,13390475
		2018	Rp 12.411.791.057	Rp 75.129.492.493	0,16520531
		2019	Rp 22.995.604.425	Rp 76.461.609.634	0,30074706
		2020	Rp 27.817.215.164	Rp 72.921.362.051	0,38146867
		2021	Rp 27.228.089.007	Rp 69.927.105.928	0,38937818
25	PLIN	2015	Rp 1.517.963.942.000	Rp 4.671.089.985.000	0,32496996
		2016	Rp 1.370.475.589.000	Rp 4.586.569.370.000	0,29880189
		2017	Rp 3.652.525.537.000	Rp 4.639.438.405.000	0,78727751
		2018	Rp 3.811.773.076.000	Rp 15.143.755.490.000	0,25170593
		2019	Rp 972.457.079.000	Rp 12.548.031.316.000	0,07749878
		2020	Rp 851.532.746.000	Rp 11.815.911.491.000	0,07206662
		2021	Rp 1.177.427.754.000	Rp 11.929.479.831.000	0,098699
26	PWON	2015	Rp 9.323.066.490.000	Rp 18.778.122.467.000	0,49648555
		2016	Rp 9.654.447.854.000	Rp 20.674.141.654.000	0,4669818
		2017	Rp 10.567.227.711.000	Rp 14.931.112.095.000	0,70773213
		2018	Rp 9.706.398.758.000	Rp 25.018.080.224.000	0,38797536
		2019	Rp 7.999.510.286.000	Rp 26.095.153.343.000	0,30655157
		2020	Rp 8.860.110.106.000	Rp 26.458.805.377.000	0,33486433
		2021	Rp 9.678.642.670.000	Rp 28.866.081.129.000	0,33529465
27	RBMS	2015	Rp 18.057.945.092	Rp 191.275.595.985	0,09440799
		2016	Rp 179.407.167.651	Rp 395.301.532.428	0,45384891
		2017	Rp 201.017.062.310	Rp 432.055.786.199	0,46525719
		2018	Rp 268.758.850.964	Rp 897.968.027.638	0,29929668
		2019	Rp 202.261.071.362	Rp 806.591.455.280	0,25076025
		2020	Rp 200.695.757.269	Rp 760.445.865.842	0,26391853
		2021	Rp 214.953.290.839	Rp 771.096.800.598	0,27876304
28	RDTX	2015	Rp 282.593.660.798	Rp 1.872.158.609.529	0,15094536
		2016	Rp 273.290.660.870	Rp 2.101.753.788.854	0,13002982
		2017	Rp 225.499.951.528	Rp 2.280.461.717.989	0,09888346
		2018	Rp 213.066.766.537	Rp 2.526.489.781.165	0,08433312
		2019	Rp 271.083.812.343	Rp 2.795.788.452.762	0,09696149

		2020	Rp 234.410.089.039	Rp 2.971.061.771.714	0,07889775
		2021	Rp 256.434.333.798	Rp 3.161.105.356.526	0,08112173
29	RODA	2015	Rp 724.267.889.718	Rp 3.232.242.644.731	0,22407596
		2016	Rp 662.456.964.876	Rp 3.428.743.677.749	0,19320691
		2017	Rp 813.256.529.314	Rp 3.548.567.553.465	0,22917882
		2018	Rp 1.264.022.882.885	Rp 3.988.656.612.638	0,31690441
		2019	Rp 1.479.255.937.710	Rp 3.911.163.391.136	0,37821379
		2020	Rp 1.734.468.189.877	Rp 3.936.147.888.286	0,44065117
		2021	Rp 1.420.522.013.633	Rp 2.650.686.851.644	0,53590714
30	SMDM	2015	Rp 702.448.722.000	Rp 3.154.581.181.000	0,22267575
		2016	Rp 209.090.668.556	Rp 3.098.989.165.921	0,0674706
		2017	Rp 200.435.803.763	Rp 3.141.680.323.403	0,06379892
		2018	Rp 606.128.820.887	Rp 3.158.642.385.060	0,19189536
		2019	Rp 589.477.689.864	Rp 3.213.173.105.916	0,18345656
		2020	Rp 553.905.302.046	Rp 3.201.910.904.021	0,1729921
		2021	Rp 523.995.257.470	Rp 3.303.511.723.151	0,15861765
31	SMRA	2015	Rp 11.228.512.108.000	Rp 18.758.262.022.000	0,59859022
		2016	Rp 12.644.764.172.000	Rp 20.810.319.657.000	0,60761989
		2017	Rp 13.308.969.928.000	Rp 21.662.711.991.000	0,61437229
		2018	Rp 14.238.537.503.000	Rp 23.299.242.068.000	0,61111591
		2019	Rp 14.990.297.357.000	Rp 24.441.657.276.000	0,61330937
		2020	Rp 15.836.845.684.000	Rp 24.922.532.224.000	0,63544288
		2021	Rp 14.819.493.511.000	Rp 26.049.716.678.000	0,56889269

Sumber : Data diolah, 2022



Lampiran 4.9

Perhitungan Likuiditas (*Current Ratio*)

No	Kode	Tahun	Current Asset	Current Liabilities	CR
			(a)	(b)	(c)=(a/b)
1	APLN	2015	Rp 9.781.716.400	Rp 7.041.359.652	1,38918
		2016	Rp 8.173.958.870	Rp 7.654.752.699	1,067828
		2017	Rp 9.432.973.701.000	Rp 7.220.222.779.000	1,306466
		2018	Rp 8.275.422.732.000	Rp 7.838.705.276.000	1,055713
		2019	Rp 8.170.838.065.000	Rp 4.909.431.582.000	1,664314
		2020	Rp 11.676.576.495.000	Rp 6.158.911.981.000	1,895883
		2021	Rp 11.958.891.761.000	Rp 7.314.345.544.000	1,634991
2	ASRI	2015	Rp 2.698.917.559.000	Rp 3.752.467.213.000	0,719238
		2016	Rp 3.082.309.251.000	Rp 3.434.222.096.000	0,897528
		2017	Rp 2.317.958.282.000	Rp 3.143.479.123.000	0,737386
		2018	Rp 1.449.848.156.000	Rp 2.224.534.970.000	0,651753
		2019	Rp 2.521.030.734.000	Rp 1.923.805.487.000	1,31044
		2020	Rp 2.156.001.152.000	Rp 3.198.161.431.000	0,674138
		2021	Rp 3.034.403.543.000	Rp 3.633.263.428.000	0,835173
3	BAPA	2015	Rp 128.343.303.140	Rp 61.733.471.306	2,078991
		2016	Rp 132.740.526.919	Rp 60.816.048.518	2,182656
		2017	Rp 129.366.818.834	Rp 46.925.207.597	2,756873
		2018	Rp 111.158.452.972	Rp 32.952.164.436	3,373328
		2019	Rp 106.498.735.012	Rp 4.280.173.029	24,88188
		2020	Rp 107.744.636.327	Rp 7.445.381.494	14,47134
		2021	Rp 106.400.639.866	Rp 6.843.248.577	15,54826
4	BCIP	2015	Rp 216.053.819.966	Rp 196.227.771.494	1,101036
		2016	Rp 255.016.680.651	Rp 163.093.142.366	1,563626
		2017	Rp 272.114.193.316	Rp 229.389.300.728	1,186255
		2018	Rp 229.296.017.008	Rp 204.275.610.836	1,122484
		2019	Rp 391.674.006.298	Rp 283.080.536.190	1,383613
		2020	Rp 395.767.984.973	Rp 308.300.895.925	1,283707
		2021	Rp 347.736.855.343	Rp 101.144.035.422	3,438036
5	BEST	2015	Rp 1.508.625.079.130	Rp 384.484.715.527	3,923758
		2016	Rp 1.848.611.926.078	Rp 544.672.535.900	3,393988
		2017	Rp 2.044.717.085.481	Rp 740.813.856.691	2,760096
		2018	Rp 2.755.020.904.347	Rp 355.040.758.137	7,759731
		2019	Rp 2.600.730.976.855	Rp 228.163.127.983	11,39856
		2020	Rp 2.722.827.270.198	Rp 258.669.858.995	10,52626

		2021	Rp 2.512.714.351.541	Rp 432.585.170.220	5,8086
6	BIPP	2015	Rp 124.366.098.795	Rp 106.035.549.078	1,172872
		2016	Rp 98.981.852.198	Rp 75.330.661.077	1,313965
		2017	Rp 118.585.246.238	Rp 106.459.750.880	1,113897
		2018	Rp 853.073.361.939	Rp 537.705.678.421	1,586506
		2019	Rp 986.581.368.104	Rp 607.830.954.825	1,623118
		2020	Rp 987.418.770.826	Rp 378.439.919.105	2,609182
		2021	Rp 984.765.863.843	Rp 366.079.648.188	2,690032
7	BKSL	2015	Rp 4.191.414.243.140	Rp 3.227.924.826.605	1,298486
		2016	Rp 4.019.040.145.498	Rp 2.848.671.180.828	1,410847
		2017	Rp 4.596.876.388.019	Rp 2.954.287.128.281	1,556002
		2018	Rp 4.547.349.270.546	Rp 3.093.284.238.071	1,470072
		2019	Rp 4.726.295.211.213	Rp 3.303.530.868.409	1,430668
		2020	Rp 4.588.731.043.660	Rp 3.270.161.549.357	1,403212
		2021	Rp 4.688.435.244.197	Rp 1.692.127.805.105	2,770734
8	BSDE	2015	Rp 16.789.559.633.165	Rp 6.146.403.064.486	2,731607
		2016	Rp 16.563.751.088.957	Rp 5.690.838.899.963	2,910599
		2017	Rp 17.964.523.956.819	Rp 7.568.816.957.723	2,373492
		2018	Rp 20.948.678.473.652	Rp 6.231.233.383.026	3,361883
		2019	Rp 24.256.712.740.291	Rp 6.159.441.542.866	3,938135
		2020	Rp 28.364.293.488.112	Rp 11.832.682.024.655	2,397114
		2021	Rp 28.397.860.868.620	Rp 10.967.892.740.436	2,589181
9	CTRA	2015	Rp 12.022.907.000.000	Rp 801.355.000.000	15,00322
		2016	Rp 13.679.419.000.000	Rp 7.311.044.000.000	1,871062
		2017	Rp 15.167.178.000.000	Rp 7.782.985.000.000	1,948761
		2018	Rp 16.151.959.000.000	Rp 7.994.843.000.000	2,020297
		2019	Rp 18.195.176.000.000	Rp 8.368.189.000.000	2,174327
		2020	Rp 20.645.595.000.000	Rp 11.609.414.000.000	1,778349
		2021	Rp 21.894.719.000.000	Rp 10.963.375.000.000	1,997078
10	DART	2015	Rp 491.950.977.000	Rp 740.783.157.000	0,664096
		2016	Rp 389.911.953.000	Rp 605.141.343.000	0,644332
		2017	Rp 357.528.621.000	Rp 666.459.963.000	0,536459
		2018	Rp 320.389.809.000	Rp 814.186.066.000	0,393509
		2019	Rp 255.695.907.000	Rp 1.432.033.724.000	0,178554
		2020	Rp 182.368.717.000	Rp 609.340.883.000	0,299288
		2021	Rp 188.892.861.000	Rp 1.287.069.124.000	0,146762
11	DILD	2015	Rp 2.925.607.417.725	Rp 3.285.725.170.548	0,890399
		2016	Rp 3.034.100.322.892	Rp 3.292.500.606.947	0,921519
		2017	Rp 3.606.927.662.938	Rp 4.103.191.556.657	0,879054
		2018	Rp 4.815.971.556.575	Rp 4.767.907.514.355	1,010081

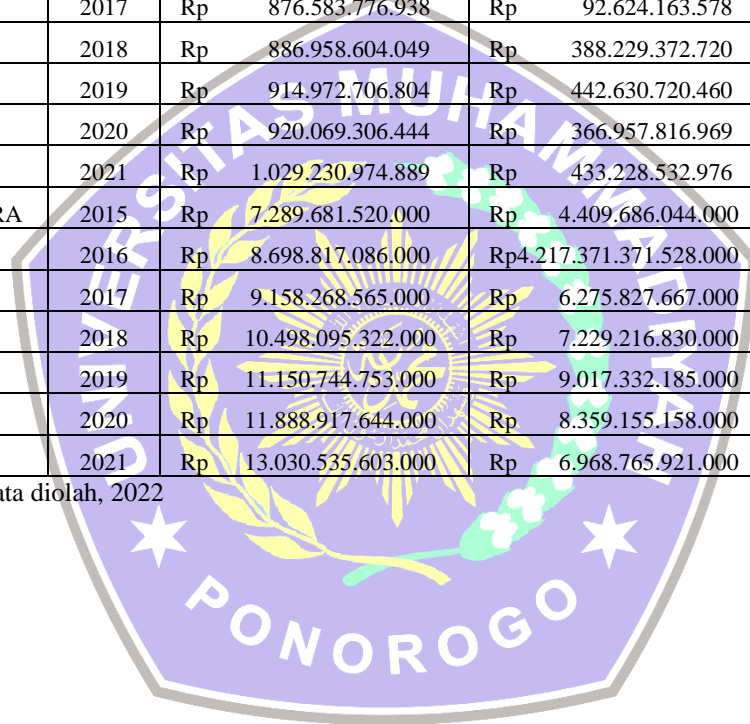
		2019	Rp 4.180.236.974.066	Rp 3.550.608.637.032	1,17733
		2020	Rp 4.517.663.051.391	Rp 4.367.599.682.705	1,034358
		2021	Rp 6.668.818.368.239	Rp 6.489.247.592.873	1,027672
12	DUTI	2015	Rp 4.344.386.190.061	Rp 1.198.803.132.680	3,623936
		2016	Rp 4.131.536.311.603	Rp 1.062.796.457.582	3,88742
		2017	Rp 4.449.119.467.288	Rp 1.172.699.957.282	3,793911
		2018	Rp 5.665.261.049.077	Rp 1.571.910.026.185	3,604062
		2019	Rp 6.724.985.445.000	Rp 1.755.044.091.811	3,831804
		2020	Rp 6.073.854.519.139	Rp 1.900.303.058.105	3,196256
		2021	Rp 7.924.474.668.931	Rp 2.425.800.181.007	3,266747
13	EMDE	2015	Rp 558.329.072.808	Rp 373.768.632.656	1,493783
		2016	Rp 739.085.551.100	Rp 358.671.663.722	2,060619
		2017	Rp 1.239.289.490.850	Rp 410.834.297.149	3,016519
		2018	Rp 1.444.946.388.625	Rp 484.290.316.125	2,983637
		2019	Rp 1.513.884.585.928	Rp 381.032.836.607	3,973108
		2020	Rp 1.851.347.307.718	Rp 887.763.447.554	2,085406
		2021	Rp 1.488.507.549.729	Rp 1.001.239.817.402	1,486664
14	FMII	2015	Rp 324.764.064.236	Rp 105.801.761.072	3,069553
		2016	Rp 378.172.654.730	Rp 96.092.215.801	3,935518
		2017	Rp 284.022.424.384	Rp 80.118.701.639	3,54502
		2018	Rp 383.811.502.955	Rp 118.630.021.417	3,235366
		2019	Rp 274.783.145.871	Rp 94.605.074.884	2,904529
		2020	Rp 267.197.000.000	Rp 81.634.000.000	3,273109
		2021	Rp 248.069.000.000	Rp 193.807.000.000	1,27998
15	GMTD	2015	Rp 545.869.132.053	Rp 512.933.237.967	1,064211
		2016	Rp 507.850.267.365	Rp 435.869.175.502	1,165144
		2017	Rp 496.232.085.534	Rp 415.385.986.414	1,194629
		2018	Rp 476.746.263.941	Rp 347.661.140.865	1,371296
		2019	Rp 459.255.257.724	Rp 281.738.984.352	1,630074
		2020	Rp 466.605.508.681	Rp 335.120.216.073	1,392353
		2021	Rp 493.500.638.906	Rp 290.368.704.875	1,699566
16	GPRA	2015	Rp 1.360.614.642.936	Rp 435.263.158.794	3,125959
		2016	Rp 1.397.068.988.664	Rp 331.170.103.999	4,218584
		2017	Rp 1.251.300.687.717	Rp 272.405.382.675	4,593524
		2018	Rp 1.346.121.491.173	Rp 236.047.703.080	5,702752
		2019	Rp 1.512.917.760.432	Rp 328.957.173.572	4,599133
		2020	Rp 1.453.805.827.200	Rp 409.260.780.295	3,552273
		2021	Rp 1.379.043.374.866	Rp 464.080.854.956	2,971558
17	GWSA	2015	Rp 809.864.098.222	Rp 230.319.789.255	3,516259
		2016	Rp 810.592.847.200	Rp 92.102.697.715	8,800967

		2017	Rp 899.462.126.460	Rp 108.794.083.687	8,267565
		2018	Rp 1.174.187.644.192	Rp 150.466.366.721	7,803655
		2019	Rp 1.250.403.227.981	Rp 430.963.598.546	2,901413
		2020	Rp 1.267.248.705.818	Rp 78.876.768.041	16,06618
		2021	Rp 1.250.715.596.829	Rp 50.437.597.750	24,79729
18	JRPT	2015	Rp 2.920.132.548	Rp 2.974.359.377	0,981769
		2016	Rp 3.033.295.022	Rp 3.111.632.814	0,974824
		2017	Rp 3.448.797.910	Rp 3.093.711.769	1,114777
		2018	Rp 3.923.648.209	Rp 3.480.039.223	1,127472
		2019	Rp 3.882.837.365.000	Rp 3.385.768.357.000	1,146811
		2020	Rp 4.189.170.733.000	Rp 3.244.809.938.000	1,291037
		2021	Rp 3.372.963.980.000	Rp 3.283.208.945.000	1,027338
19	KIJA	2015	Rp 6.645.564.014.345	Rp 1.047.210.764.452	6,345966
		2016	Rp 7.458.654.240.223	Rp 1.157.245.481.727	6,445179
		2017	Rp 7.677.631.812.368	Rp 1.067.196.855.057	7,194204
		2018	Rp 8.182.825.873.086	Rp 1.144.917.357.852	7,147089
		2019	Rp 8.540.885.742.465	Rp 1.395.923.707.329	6,118447
		2020	Rp 8.519.726.344.155	Rp 1.378.761.274.765	6,179261
		2021	Rp 8.638.908.717.781	Rp 1.320.149.276.793	6,543888
20	LPCK	2015	Rp 4.283.677.477.706	Rp 1.140.995.759.536	3,754333
		2016	Rp 4.584.789.803.654	Rp 922.152.443.756	4,971835
		2017	Rp 10.129.334.000.000	Rp 1.743.341.000.000	5,8103
		2018	Rp 5.852.962.000.000	Rp 982.490.000.000	5,957274
		2019	Rp 6.298.071.000.000	Rp 950.785.000.000	6,624075
		2020	Rp 6.755.980.000.000	Rp 2.158.098.000.000	3,130525
		2021	Rp 6.226.638.000.000	Rp 1.966.681.000.000	3,166064
21	LPKR	2015	Rp 33.576.937.000.000	Rp 4.856.884.000.000	6,913267
		2016	Rp 37.453.409.000.000	Rp 6.866.309.000.000	5,454664
		2017	Rp 44.921.927.000.000	Rp 8.745.186.000.000	5,136761
		2018	Rp 33.046.506.000.000	Rp 8.204.921.000.000	4,027645
		2019	Rp 37.197.250.000.000	Rp 6.881.251.000.000	5,405594
		2020	Rp 33.078.230.000.000	Rp 10.573.858.000.000	3,128303
		2021	Rp 31.374.902.000.000	Rp 9.605.967.000.000	3,266189
22	MDLN	2015	Rp 3.145.580.271.086	Rp 3.150.692.483.079	0,998377
		2016	Rp 3.921.828.260.101	Rp 2.917.040.996.619	1,344454
		2017	Rp 3.158.284.474.516	Rp 2.374.364.859.671	1,33016
		2018	Rp 3.379.233.815.963	Rp 1.539.785.994.579	2,194613
		2019	Rp 3.861.731.207.805	Rp 2.004.495.457.707	1,926535
		2020	Rp 2.388.191.472.756	Rp 9.295.120.926.887	0,25693
		2021	Rp 3.395.447.292.615	Rp 3.469.212.455.512	0,978737

23	MKPI	2015	Rp 2.129.044.655.432	Rp 2.287.442.720.863	0,930753
		2016	Rp 2.371.095.095.740	Rp 2.132.759.200.507	1,11175
		2017	Rp 2.106.111.311.420	Rp 1.324.939.909.545	1,58959
		2018	Rp 1.622.783.914.689	Rp 864.766.415.319	1,876558
		2019	Rp 1.141.219.410.744	Rp 945.950.522.245	1,206426
		2020	Rp 879.975.478.975	Rp 939.808.397.416	0,936335
		2021	Rp 1.032.021.454.100	Rp 1.059.762.104.835	0,973824
24	MTSM	2015	Rp 65.876.305.906	Rp 4.209.997.730	15,64759
		2016	Rp 61.971.183.173	Rp 3.250.110.881	19,06741
		2017	Rp 47.437.556.536	Rp 4.153.496.218	11,42111
		2018	Rp 16.698.022.321	Rp 4.801.266.631	3,477837
		2019	Rp 20.114.756.713	Rp 12.186.971.999	1,650513
		2020	Rp 22.399.616.199	Rp 14.484.565.017	1,546447
		2021	Rp 35.841.993.100	Rp 15.589.100.213	2,29917
25	PLIN	2015	Rp 1.248.002.024.000	Rp 746.556.660.000	1,671678
		2016	Rp 833.290.615.000	Rp 1.370.475.589.000	0,60803
		2017	Rp 961.962.801.000	Rp 824.154.197.000	1,167212
		2018	Rp 1.412.275.572.000	Rp 1.135.313.268.000	1,243952
		2019	Rp 956.474.290.000	Rp 582.233.582.000	1,642767
		2020	Rp 1.234.393.319.000	Rp 418.601.976.000	2,948847
		2021	Rp 1.322.053.365.000	Rp 432.930.770.000	3,053729
26	PWON	2015	Rp 5.408.561.738.000	Rp 4.423.677.906.000	1,222639
		2016	Rp 6.126.852.547.000	Rp 4.618.261.907.000	1,326658
		2017	Rp 8.427.605.641.000	Rp 4.913.178.190.000	1,715306
		2018	Rp 9.472.787.624.000	Rp 4.096.381.121.000	2,312477
		2019	Rp 9.642.587.369.000	Rp 3.373.096.633.000	2,858675
		2020	Rp 8.590.023.831.000	Rp 4.336.698.236.000	1,980775
		2021	Rp 11.453.040.378.000	Rp 3.018.980.942.000	3,793678
27	RBMS	2015	Rp 65.561.714.852	Rp 16.595.409.479	3,950593
		2016	Rp 65.701.646.593	Rp 52.990.947.678	1,239865
		2017	Rp 114.982.009.855	Rp 80.001.583.655	1,437247
		2018	Rp 298.062.795.147	Rp 140.941.418.487	2,114799
		2019	Rp 146.858.246.203	Rp 55.003.737.709	2,669968
		2020	Rp 103.726.849.704	Rp 49.986.583.175	2,075094
		2021	Rp 94.977.781.333	Rp 34.013.707.388	2,792338
28	RDTX	2015	Rp 393.063.035.229	Rp 190.680.585.085	2,061369
		2016	Rp 568.220.662.200	Rp 174.693.849.365	3,252666
		2017	Rp 551.269.481.158	Rp 119.405.075.125	4,616801
		2018	Rp 542.644.351.154	Rp 120.721.746.865	4,495001
		2019	Rp 294.344.906.322	Rp 141.004.370.457	2,087488

		2020	Rp 307.484.383.047	Rp 111.942.149.785	2,746815
		2021	Rp 464.028.004.432	Rp 146.965.834.672	3,157387
29	RODA	2015	Rp 1.407.825.646.900	Rp 434.968.959.492	3,236612
		2016	Rp 1.880.836.875.961	Rp 349.448.918.376	5,382294
		2017	Rp 2.233.623.754.561	Rp 386.940.489.024	5,772525
		2018	Rp 1.733.102.868.352	Rp 401.006.095.219	4,321887
		2019	Rp 1.777.270.200.743	Rp 521.745.951.755	3,40639
		2020	Rp 1.864.919.947.046	Rp 924.099.584.524	2,018094
		2021	Rp 1.557.988.292.491	Rp 423.396.641.682	3,679737
30	SMDM	2015	Rp 1.009.206.130.000	Rp 485.999.275.000	2,076559
		2016	Rp 820.460.129.040	Rp 95.900.900.686	8,555291
		2017	Rp 876.583.776.938	Rp 92.624.163.578	9,463878
		2018	Rp 886.958.604.049	Rp 388.229.372.720	2,284625
		2019	Rp 914.972.706.804	Rp 442.630.720.460	2,067124
		2020	Rp 920.069.306.444	Rp 366.957.816.969	2,507289
		2021	Rp 1.029.230.974.889	Rp 433.228.532.976	2,375723
31	SMRA	2015	Rp 7.289.681.520.000	Rp 4.409.686.044.000	1,653107
		2016	Rp 8.698.817.086.000	Rp 4.217.371.371.528.000	0,002063
		2017	Rp 9.158.268.565.000	Rp 6.275.827.667.000	1,459293
		2018	Rp 10.498.095.322.000	Rp 7.229.216.830.000	1,452176
		2019	Rp 11.150.744.753.000	Rp 9.017.332.185.000	1,23659
		2020	Rp 11.888.917.644.000	Rp 8.359.155.158.000	1,422263
		2021	Rp 13.030.535.603.000	Rp 6.968.765.921.000	1,869848

Sumber : Data diolah, 2022



LAMPIRAN 5

(Data Perhitungan Metode *Altman* Perusahaan Properti dan
Real Estate Periode 2015-2021)



PERHITUNGAN METODE ALTMAN

Kode	Tahun	1,2X₁	1,4X₂	3,3X₃	0,6X₄	1,0X₅	Z-score	Hasil Prediksi
APLN	2015	0,13389815	0,213751808	0,206396481	1,024164963	0,243150756	1,821362158	Rawan
	2016	0,024231819	0,237755905	0,198341401	0,947240916	0,233624884	1,641194926	Berpotensi Bangkrut
	2017	0,092229608	0,276665851	0,331445525	0,902487896	0,244633839	1,847462719	Rawan
	2018	0,017714439	0,270168597	0,128822482	0,86347958	0,170205327	1,450390425	Berpotensi Bangkrut
	2019	0,132845958	0,266911026	0,115869001	0,777086471	0,128731541	1,421443998	Berpotensi Bangkrut
	2020	0,217864466	0,219224706	0,13371128	1,005852453	0,163083347	1,739736252	Berpotensi Bangkrut
ASRI	2021	0,18822176	0,19425254	0,074672623	1,085677559	0,143738116	1,686562599	Berpotensi Bangkrut
	2015	-0,067571799	0,303585603	0,112547391	1,100276513	0,14878245	1,597620158	Berpotensi Bangkrut
	2016	-0,020920077	0,317316253	0,0684796	1,085022183	0,134532409	1,584430367	Berpotensi Bangkrut
	2017	-0,047790642	0,399675592	0,186794184	0,850776361	0,188972682	1,578428176	Berpotensi Bangkrut
	2018	-0,044498946	0,462046166	0,096673045	0,712332394	0,190286359	1,416839017	Berpotensi Bangkrut
	2019	0,032734728	0,505451924	0,069403887	0,643731307	0,158755492	1,410077338	Berpotensi Bangkrut
BAPA	2020	-0,058915685	0,444258334	-0,028418437	0,756848861	0,066578616	1,18035169	Berpotensi Bangkrut
	2021	-0,032763413	0,439675751	0,104692422	0,780060709	0,129813395	1,421478863	Berpotensi Bangkrut
	2015	0,454820531	0,33899372	0,116392058	0,444733564	0,137382719	1,492322591	Berpotensi Bangkrut
	2016	0,481473565	0,346531097	0,195677879	0,403136088	0,189793241	1,616611869	Berpotensi Bangkrut
	2017	0,508547758	0,461700975	0,308549889	0,243731	0,265969946	1,788499569	Berpotensi Bangkrut
	2018	0,056428118	0,055949577	0,012403081	0,156971063	0,017107155	0,298858995	Berpotensi Bangkrut
BCIP	2019	0,856960514	0,698567007	0,118970337	0,03329855	0,169305518	1,877101926	Rawan
	2020	0,845772165	0,703589286	-0,084266483	0,036207674	0,066890586	1,568193227	Berpotensi Bangkrut
	2021	0,855972021	0,699245626	-0,046248273	0,032497389	0,044384433	1,585851197	Berpotensi Bangkrut
	2015	0,035374487	0,213480831	0,071787664	0,981830339	0,253863736	1,556337056	Berpotensi Bangkrut
	2016	0,139783259	0,269391422	0,25419255	0,950548778	0,288700852	1,902616861	Rawan
	2017	0,060786104	0,339462691	0,260879535	0,805058589	0,22412496	1,690311879	Berpotensi Bangkrut
BCIP	2018	0,035331252	0,417829376	0,261879515	0,642489798	0,236124488	1,593654429	Berpotensi Bangkrut
	2019	0,15029104	0,445235896	0,080334364	0,599993853	0,151193204	1,427048356	Berpotensi Bangkrut

	2020	0,11543452	0,441892684	0,121918535	0,621604209	0,080455391	1,381305339	Berpotensi Bangkrut
	2021	0,333581748	0,450496149	0,054746063	0,591506723	0,068099825	1,498430509	Berpotensi Bangkrut
BEST	2015	0,29127112	0,517351117	0,088555661	0,313427822	0,14833388	1,358939601	Berpotensi Bangkrut
	2016	0,300598484	0,547741839	0,122600882	0,321077896	0,158376368	1,450395469	Berpotensi Bangkrut
	2017	0,273593915	0,601909031	0,188929743	0,291693123	0,175921759	1,532047571	Berpotensi Bangkrut
	2018	0,457856635	0,619347657	0,165877691	0,304621557	0,153065518	1,700769058	Berpotensi Bangkrut
	2019	0,444892791	0,673692944	0,126967482	0,259230686	0,148534868	1,653318771	Berpotensi Bangkrut
	2020	0,470694693	0,661301068	-0,015010677	0,265184808	0,038572708	1,420742599	Berpotensi Bangkrut
	2021	0,412846069	0,672587382	-0,02357514	0,244856581	0,038013179	1,344728072	Berpotensi Bangkrut
BIPP	2015	0,016608821	-0,552361552	0,106561555	0,137835429	0,084298068	-0,20705768	Berpotensi Bangkrut
	2016	0,017221515	-0,419911965	0,076590661	0,221396362	0,069102975	-0,03560045	Berpotensi Bangkrut
	2017	0,008321088	-0,408328505	-0,000332369	0,264342079	0,062209008	-0,0737887	Berpotensi Bangkrut
	2018	0,183420196	-0,377538633	-0,002530203	0,49433916	0,06330474	0,360995259	Berpotensi Bangkrut
	2019	0,20973597	-0,360473684	0,087846128	0,5593389	0,152697439	0,649144752	Berpotensi Bangkrut
	2020	0,343647269	-0,336351038	0,26298457	0,457145413	0,249157345	0,976583558	Berpotensi Bangkrut
	2021	0,363098879	-0,3540516	0,128838769	0,462075417	0,14378308	0,743744546	Berpotensi Bangkrut
BKSL	2015	0,103732102	0,125093553	0,060560894	0,421041931	0,050224863	0,760653342	Berpotensi Bangkrut
	2016	0,123635897	0,192132415	0,190860948	0,351880846	0,106217204	0,964727311	Berpotensi Bangkrut
	2017	0,13160858	0,188933583	0,133896158	0,303814463	0,108398245	0,866651028	Berpotensi Bangkrut
	2018	0,107359059	0,203593326	0,105680779	0,318136147	0,081020566	0,815789877	Berpotensi Bangkrut
	2019	0,098830117	0,195997369	0,048173718	0,368985544	0,055074154	0,767060902	Berpotensi Bangkrut
	2020	0,086128332	0,036077286	-0,154979465	0,475378688	0,024595372	0,467200212	Berpotensi Bangkrut
	2021	0,215885393	0,062303948	0,095642132	0,35297982	0,054680872	0,781492165	Berpotensi Bangkrut
BSDE	2015	0,354553751	0,415616011	0,233368974	0,378123358	0,172382113	1,554044207	Berpotensi Bangkrut
	2016	0,338572121	0,449629212	0,209536884	0,345201581	0,171341444	1,514281242	Berpotensi Bangkrut
	2017	0,27148043	0,521914143	0,363557642	0,344304336	0,225181188	1,726437738	Berpotensi Bangkrut
	2018	0,338971752	0,496544446	0,144819772	0,432159034	0,12722826	1,539723264	Berpotensi Bangkrut
	2019	0,398875666	0,546376481	0,227081935	0,373750762	0,019925926	1,566010771	Berpotensi Bangkrut
	2020	0,32594446	0,482639484	0,093444877	0,459373021	0,101549325	1,462951166	Berpotensi Bangkrut

	2021	0,340264514	0,509582469	0,15023564	0,427528781	0,124529658	1,552141063	Berpotensi Bangkrut
CTRA	2015	0,512814921	0,199716871	0,303477211	0,607276934	0,286163475	1,909449413	Rawan
	2016	0,262864071	0,209830323	0,210126306	0,619991541	0,219429697	1,522241938	Berpotensi Bangkrut
	2017	0,279473476	0,227997699	0,098255418	0,631246336	0,203203302	1,440176231	Berpotensi Bangkrut
	2018	0,285471561	0,252032253	0,149104222	0,636065191	0,223698597	1,546371824	Berpotensi Bangkrut
	2019	0,450159322	0,381868676	0,192373094	0,622730696	0,2904348	1,937566589	Rawan
	2020	0,276228902	0,254448351	0,136269217	0,749166514	0,205596702	1,621709687	Berpotensi Bangkrut
	2021	0,322550414	0,299886416	0,191350353	0,658162253	0,239243451	1,711192887	Berpotensi Bangkrut
DART	2015	-0,052021904	0,342030704	0,175350526	0,404525172	0,146816551	1,016701049	Berpotensi Bangkrut
	2016	-0,042575717	0,367757382	0,170549337	0,404527861	0,124415672	1,024674534	Berpotensi Bangkrut
	2017	-0,058281184	0,336599799	0,063887974	0,472213034	0,070109588	0,884529211	Berpotensi Bangkrut
	2018	-0,085811866	0,311426638	0,042240389	0,558632635	0,054946028	0,881433825	Berpotensi Bangkrut
	2019	-0,205146835	0,259268082	-0,247953309	0,645372845	0,067060612	0,518601394	Berpotensi Bangkrut
	2020	-0,076976756	0,183857606	-0,359608295	0,770461053	0,048696681	0,56643029	Berpotensi Bangkrut
	2021	-0,199546428	0,098133117	-0,374937806	0,982886829	0,043998896	0,550534608	Berpotensi Bangkrut
DILD	2015	-0,042002068	0,154225806	0,146628017	0,693935217	0,213917	1,166703971	Berpotensi Bangkrut
	2016	-0,026189092	0,162601809	0,112672437	0,804659779	0,192267623	1,246012556	Berpotensi Bangkrut
	2017	-0,04546915	0,173127318	0,086904339	0,645265561	0,168190379	1,028018447	Berpotensi Bangkrut
	2018	0,004057311	0,18096979	0,075867745	0,709050939	0,179563846	1,149509631	Berpotensi Bangkrut
	2019	0,051128688	0,195804358	0,199313808	0,625522595	0,18516591	1,256935359	Berpotensi Bangkrut
	2020	0,011468444	0,095313166	0,101177299	0,957403717	0,184142903	1,349505529	Berpotensi Bangkrut
	2021	0,01309001	0,092873446	0,083651065	1,037405007	0,159680854	1,386700381	Berpotensi Bangkrut
DUTI	2015	0,418717343	0,218757987	0,207295463	0,191816827	0,18711359	1,223701209	Berpotensi Bangkrut
	2016	0,379942744	0,239268082	0,267088613	0,146233231	0,20835883	1,240891501	Berpotensi Bangkrut
	2017	0,37176832	0,697257559	0,129541021	0,161309455	0,113717497	1,473593852	Berpotensi Bangkrut
	2018	0,388520267	0,684877373	0,269178934	0,20571459	0,176043889	1,724335053	Berpotensi Bangkrut
	2019	0,432537804	0,739213167	0,271443081	0,181145878	0,178399465	1,802739394	Berpotensi Bangkrut
	2020	0,364141224	0,718650522	0,159534748	0,198838098	0,125406761	1,566571354	Berpotensi Bangkrut
	2021	0,431017204	0,706566558	0,184590821	0,237965882	0,142255816	1,702396281	Berpotensi Bangkrut

EMDE	2015	0,185171356	0,193354365	0,240396134	0,487418523	0,271992093	1,37833247	Berpotensi Bangkrut
	2016	0,33476292	0,230128612	0,240530119	0,589236203	0,242325337	1,636983192	Berpotensi Bangkrut
	2017	0,532020556	0,241369064	0,226234205	0,82474353	0,212287206	2,036654561	Rawan
	2018	0,549832799	0,226812593	0,060455383	0,963487154	0,108577765	1,909165694	Rawan
	2019	0,634075306	0,200774405	0,094236539	1,065779233	0,077049404	2,071914887	Rawan
	2020	0,471179731	0,048200373	-0,103748094	2,085149329	0,034915448	2,535696786	Rawan
	2021	0,156818957	0,459576858	0,994820142	0,719910433	0,046534599	2,377660991	Rawan
FMI	2015	0,449922128	0,095271533	1,049694384	0,186938419	0,40900755	2,190834013	Rawan
	2016	0,438724094	0,527116608	1,315469002	0,088155286	0,52112589	2,890590879	Rawan
	2017	0,305290815	0,595168853	0,416861003	0,105226266	0,043995157	1,466542093	Berpotensi Bangkrut
	2018	0,338185828	0,515749904	0,066718213	0,235794629	0,045945232	1,202393806	Berpotensi Bangkrut
	2019	0,242428174	0,548404298	0,07863613	0,252825653	0,0944647	1,216758956	Berpotensi Bangkrut
	2020	0,255741139	0,559379677	-0,064642641	0,235634046	0,058941757	1,045053978	Berpotensi Bangkrut
	2021	0,074927678	1,023643372	0,099763645	0,220229102	0,060686052	1,47924985	Berpotensi Bangkrut
GMTD	2015	0,031023058	0,550684187	0,302959165	0,77913233	0,250429932	1,914228671	Rawan
	2016	0,070272735	0,663328125	0,234931054	0,554588316	0,235946468	1,759066697	Berpotensi Bangkrut
	2017	0,078067246	0,729386362	0,198093169	0,459377083	0,190926809	1,655850669	Berpotensi Bangkrut
	2018	0,12363862	0,789781354	0,174423981	0,383831306	0,195582505	1,667257765	Berpotensi Bangkrut
	2019	0,192339539	0,799756101	0,220986138	0,362822952	0,185564378	1,761469109	Berpotensi Bangkrut
	2020	0,159808217	0,747902696	0,372321724	0,412745057	0,16969928	1,862476974	Rawan
	2021	0,227188416	0,651865678	0,071856551	0,555613333	0,12937204	1,635896018	Berpotensi Bangkrut
GPRA	2015	0,705399389	0,350496362	0,187169754	0,397122112	0,264344493	1,90453211	Rawan
	2016	0,815053304	0,376272703	0,137138722	0,332102876	0,273381394	1,933949	Rawan
	2017	0,783397208	0,409062721	0,107151998	0,270673628	0,244588746	1,814874301	Rawan
	2018	0,86698912	0,43044748	0,169627691	0,251996857	0,283493086	2,002554234	Rawan
	2019	0,832837148	0,423623042	0,168215314	0,303597502	0,233129022	1,961402029	Rawan
	2020	0,725646559	0,377258876	0,131812909	0,384020083	0,187451815	1,806190242	Berpotensi Bangkrut
	2021	0,623642675	0,413748827	0,152754298	0,355166425	0,253755255	1,799067479	Berpotensi Bangkrut
GWSA	2015	0,102193209	1,069006957	0,621374235	0,051332265	0,012305067	1,856211732	Rawan

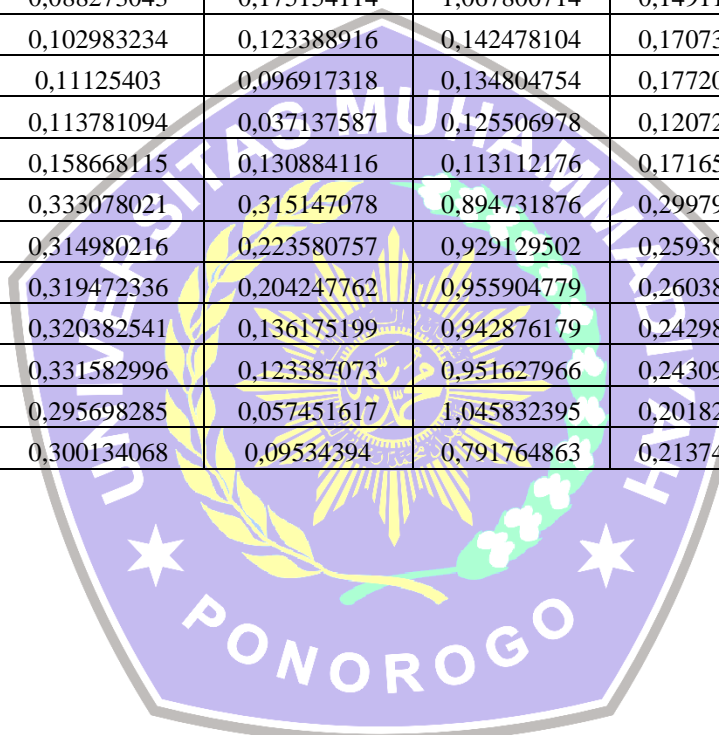
	2016	0,123819384	1,085550255	0,111185368	0,044271493	0,020312234	1,385138733	Berpotensi Bangkrut
	2017	0,131762244	1,08577956	0,095103522	0,04712298	0,011802166	1,37157047	Berpotensi Bangkrut
	2018	0,163991455	1,082453629	0,098630745	0,052004318	0,017943185	1,415023332	Berpotensi Bangkrut
	2019	0,129357243	1,089297757	0,055369574	0,049578146	0,011553402	1,335156122	Berpotensi Bangkrut
	2020	0,189044076	1,087465517	-0,022294423	0,049512249	0,004286117	1,308013535	Berpotensi Bangkrut
	2021	0,190560969	1,089353356	0,009301921	0,045986043	0,006328557	1,341530846	Berpotensi Bangkrut
JRPT	2015	-0,008586873	589,5894864	415,1968914	0,49802861	283,7395099	1289,015329	Sehat
	2016	-0,01107974	510,6210644	432,8518778	0,437555668	280,6341489	1224,533567	Sehat
	2017	0,044982333	693,4490026	436,6210267	0,350993702	253,9135304	1384,379536	Sehat
	2018	0,050499786	713,5207131	349,6946594	0,344930446	221,0886829	1284,699486	Sehat
	2019	0,053424655	0,759581616	0,293836086	0,304959533	0,217042882	1,628844773	Berpotensi Bangkrut
	2020	0,098700593	0,800264996	0,294749305	0,274773199	0,190300739	1,658788832	Berpotensi Bangkrut
	2021	0,009167917	0,838338615	0,215162239	0,264491966	0,185079647	1,512240383	Berpotensi Bangkrut
KIJA	2015	0,689686325	0,20604892	0,278276791	0,574107133	0,32235075	2,070469919	Rawan
	2016	0,704487942	0,243930461	0,209716628	0,542177828	0,273069194	1,973382052	Rawan
	2017	0,70409164	0,234797197	0,12783948	0,545680839	0,265815203	1,878224359	Rawan
	2018	0,716705147	0,229348445	0,113798329	0,568154147	0,230136022	1,85814209	Rawan
	2019	0,703670723	0,2354485	0,151380641	0,559148453	0,184982862	1,83463118	Rawan
	2020	0,702379875	0,223527315	0,126827574	0,569298401	0,19639766	1,818430826	Rawan
	2021	0,71448477	0,221261893	0,144235789	0,557445417	0,202590133	1,840018001	Rawan
LPCCK	2015	0,688585933	0,815432778	0,551101557	0,304427994	0,387191352	2,746739613	Rawan
	2016	0,777471384	0,923567992	0,309230016	0,19946701	0,273280783	2,483017185	Rawan
	2017	0,80793137	0,460025468	0,093637262	0,367866749	0,120523274	1,849984123	Rawan
	2018	0,633514618	0,948336427	0,371583921	0,135106589	0,239504827	2,328046382	Rawan
	2019	0,52513491	0,599058549	0,125041983	0,073698321	0,13870017	1,461633934	Berpotensi Bangkrut
	2020	0,567664866	0,143984271	-1,253424987	0,286395866	0,189758703	-0,06562128	Berpotensi Bangkrut
	2021	0,559628627	0,154350199	0,123497425	0,25543443	0,201952108	1,294862789	Berpotensi Bangkrut
LPKR	2015	0,83394469	0,240572021	0,119005741	0,710791571	0,215604164	2,119918187	Rawan
	2016	0,804858678	0,243908594	0,131292705	0,639503398	0,240385146	2,059948521	Rawan

	2017	0,764672735	0,209411381	0,068657786	0,540754662	0,1948865	1,778383064	Berpotensi Bangkrut
	2018	0,607330901	0,142893957	0,177903381	0,590043039	0,22971117	1,747882447	Berpotensi Bangkrut
	2019	0,660484257	0,07607273	-0,153935735	0,361351673	0,221083238	1,165056163	Berpotensi Bangkrut
	2020	0,520678617	-0,178970899	-0,711072125	0,72008753	0,227722851	0,578445974	Berpotensi Bangkrut
	2021	0,501579349	-0,222708094	-0,797570574	0,7896891	0,309874058	0,58086384	Berpotensi Bangkrut
MDLN	2015	-0,000477663	0,405693969	0,36944675	0,672123038	0,221885413	1,668671508	Berpotensi Bangkrut
	2016	0,082925429	0,406713324	0,237675091	0,722763179	0,162346169	1,612423192	Berpotensi Bangkrut
	2017	0,064433208	0,454124758	0,27589521	0,637704545	0,211188388	1,64334611	Berpotensi Bangkrut
	2018	0,144957497	0,424473627	0,118688837	0,737738844	0,13949799	1,565356795	Berpotensi Bangkrut
	2019	0,138208112	0,436282824	0,213932975	0,73444211	0,147174788	1,670040808	Berpotensi Bangkrut
	2020	-0,558134233	0,18768932	-0,499983567	1,511275823	0,049259655	0,690106999	Berpotensi Bangkrut
	2021	-0,006088102	0,188250359	-0,117801072	1,484971224	0,138150573	1,687482982	Berpotensi Bangkrut
MKPI	2015	-0,033292225	0,70443157	0,524195547	0,610811642	0,366851405	2,17299794	Rawan
	2016	0,043253839	0,796331176	0,60426246	0,482482935	0,387893701	2,314224112	Rawan
	2017	0,137287536	0,943953834	0,57941828	0,300083706	0,37222976	2,332973116	Rawan
	2018	0,129792797	1,053064499	0,51708334	0,203750397	0,316353524	2,220044557	Rawan
	2019	0,032208263	1,065203538	0,331206497	0,193142376	0,257439742	1,879200416	Rawan
	2020	-0,0094189	1,031032633	0,13621394	0,215678116	0,160016668	1,533522456	Berpotensi Bangkrut
	2021	-0,004164074	1,022232955	0,183810886	0,221845805	0,164868009	1,588593581	Berpotensi Bangkrut
MTSM	2015	0,839258146	0,253923582	0,289273641	0,075448304	0,267518324	1,725421997	Berpotensi Bangkrut
	2016	0,832512003	0,226023094	0,229932083	0,070080364	0,293110672	1,651658216	Berpotensi Bangkrut
	2017	0,647361034	0,146668137	0,254129671	0,092764448	3,06218204	4,203105329	Sehat
	2018	0,190020009	0,030544591	-0,227784794	0,118739598	0,373381235	0,484900639	Berpotensi Bangkrut
	2019	0,124419845	-0,139215258	-0,265884583	0,258058604	0,387315466	0,364694075	Berpotensi Bangkrut
	2020	0,130250741	-0,306339341	-0,484446022	0,370039791	0,314107883	0,023613052	Berpotensi Bangkrut
	2021	0,347554373	-0,367573235	-0,152479273	0,382604907	0,386341955	0,596448727	Berpotensi Bangkrut
PLIN	2015	0,12882099	0,442984906	0,387908078	0,378455062	0,352069077	1,690238113	Berpotensi Bangkrut
	2016	-0,140545562	0,625019802	0,419909883	0,359823767	0,361752859	1,625960749	Berpotensi Bangkrut
	2017	0,03564447	0,505841755	0,384453042	2,220576297	0,34690959	3,493425155	Sehat

	2018	0,021946654	0,174472157	0,125015668	0,201823808	0,111573892	0,634832179	Berpotensi Bangkrut
	2019	0,035789586	1,163495532	0,181650644	0,050405642	0,117785452	1,549126857	Berpotensi Bangkrut
	2020	0,082850114	1,109520494	0,132863022	0,047957524	0,078495458	1,451686613	Berpotensi Bangkrut
	2021	0,089437857	1,132506352	0,114149899	0,065704356	0,073054246	1,47485271	Berpotensi Bangkrut
PWON	2015	0,062938167	0,000421277	0,319104467	0,591624196	0,246300062	1,220388169	Berpotensi Bangkrut
	2016	0,087563914	0,000481039	0,364887384	0,525665124	0,234162312	1,212759774	Berpotensi Bangkrut
	2017	0,282451362	0,821248306	0,501570304	0,49566834	0,385047319	2,485985631	Rawan
	2018	0,25788101	0,616203411	0,381185964	0,380352691	0,283022051	1,918645127	Rawan
	2019	0,288305985	0,088120564	0,053827386	0,265240984	0,096202425	0,791697344	Berpotensi Bangkrut
	2020	0,192903294	0,002481718	0,03317628	0,302071601	0,07843296	0,609065854	Berpotensi Bangkrut
	2021	0,350614664	0,003046154	0,013361582	0,302797624	0,029878132	0,699698157	Berpotensi Bangkrut
RBMS	2015	0,307198449	-0,106399548	-0,056121977	0,062550017	0,088720932	0,295947873	Berpotensi Bangkrut
	2016	0,038585327	-0,074854229	-0,007105031	0,498597083	0,045395922	0,500619071	Berpotensi Bangkrut
	2017	0,097155304	-0,022969817	0,170482157	0,522034728	0,317237574	1,083939946	Berpotensi Bangkrut
	2018	0,209969226	-0,006554933	0,06430354	0,256282516	0,203844652	0,727845001	Berpotensi Bangkrut
	2019	0,136655812	-0,046806467	0,112403876	0,200811751	0,117024289	0,520089261	Berpotensi Bangkrut
	2020	0,084803301	-0,130172696	-0,228673901	0,215127166	0,033291003	-0,02562513	Berpotensi Bangkrut
	2021	0,094873807	-0,170165758	-0,127903949	0,231904126	0,057759944	0,086468171	Berpotensi Bangkrut
RDTX	2015	0,129721349	1,080829794	0,437998394	0,106668304	0,22554419	1,98076203	Rawan
	2016	0,224684822	1,122144419	0,362846796	0,089678809	0,193587348	1,992942195	Rawan
	2017	0,227251036	1,171196902	0,303823862	0,065840627	0,173552957	1,941665384	Rawan
	2018	0,200399435	1,199596581	0,340894394	0,055260131	0,158666897	1,954817438	Rawan
	2019	0,065816368	1,189216303	0,297442326	0,064423491	0,142864499	1,759762988	Berpotensi Bangkrut
	2020	0,078978728	1,218851723	0,29303357	0,05139348	0,134884376	1,777141877	Berpotensi Bangkrut
	2021	0,120361254	1,21902969	0,215073175	0,052970061	0,13083525	1,738269429	Berpotensi Bangkrut
RODA	2015	0,36118205	0,449935976	0,531521915	0,173271574	0,326684209	1,842595724	Rawan
	2016	0,535958859	0,424273286	0,115456794	0,143685099	0,149960895	1,369334933	Berpotensi Bangkrut
	2017	0,624482946	0,41814849	0,044117376	0,178390848	0,084533911	1,34967357	Berpotensi Bangkrut
	2018	0,400765542	0,369359247	-0,035188521	0,278354379	0,058850451	1,072141097	Berpotensi Bangkrut

	2019	0,385212518	0,322379771	-0,271633803	0,364961899	0,081761944	0,88268233	Berpotensi Bangkrut
	2020	0,286824699	0,253774444	-0,206736472	0,472675891	0,028996004	0,835534568	Berpotensi Bangkrut
	2021	0,51364422	0,382859177	0,108604101	0,382174983	0,191994186	1,579276666	Berpotensi Bangkrut
SMDM	2015	0,199027443	0,075581386	0,247767566	0,171878657	0,183148322	0,877403374	Berpotensi Bangkrut
	2016	0,280566026	0,084477859	0,183378895	2,06965973	0,159639998	2,777722508	Rawan
	2017	0,299442158	0,088273043	0,175154114	1,067800714	0,149117628	1,779787658	Berpotensi Bangkrut
	2018	0,189472249	0,102983234	0,123388916	0,142478104	0,170738583	0,729061087	Berpotensi Bangkrut
	2019	0,176402069	0,11125403	0,096917318	0,134804754	0,177200049	0,69657822	Berpotensi Bangkrut
	2020	0,207293022	0,113781094	0,037137587	0,125506978	0,120722019	0,604440701	Berpotensi Bangkrut
	2021	0,216497773	0,158668115	0,130884116	0,113112176	0,171651338	0,790813518	Berpotensi Bangkrut
SMRA	2015	0,184238527	0,333078021	0,315147078	0,894731876	0,299791133	2,026986635	Rawan
	2016	-242,6876256	0,314980216	0,223580757	0,929129502	0,259388082	-240,960547	Berpotensi Bangkrut
	2017	0,159672024	0,319472336	0,204247762	0,955904779	0,260389918	1,899686819	Rawan
	2018	0,168359734	0,320382541	0,136175199	0,942876179	0,242984733	1,810778386	Rawan
	2019	0,104743105	0,331582996	0,123387073	0,951627966	0,243094226	1,754435367	Berpotensi Bangkrut
	2020	0,169955242	0,295698285	0,057451617	1,045832395	0,201824761	1,7707623	Berpotensi Bangkrut
	2021	0,279240028	0,300134068	0,09534394	0,791764863	0,213741771	1,680224671	Berpotensi Bangkrut

Sumber : Data diolah, 2022



The logo of Universitas Muhammadiyah Ponorogo is a purple shield-shaped emblem. It features a central sunburst with Arabic calligraphy, flanked by a green laurel wreath and two white stars. The text "UNIVERSITAS MUHAMMADIYAH" is written along the top inner edge, and "PONOROGO" is written along the bottom inner edge.

LAMPIRAN 6

(Data Perhitungan Metode *Springate* Perusahaan Properti dan *Real Estate* Periode 2015-2021)

PERHITUNGAN METODE SPRINGATE

Kode	Tahun	1,03X₁	3,07X₂	0,66X₃	0,4X₄	S-score	Hasil Prediksi
APLN	2015	0,11493	0,192011	0,10675	0,09726	0,51095	Berpotensi Bangkrut
	2016	0,0208	0,184518	0,08285	0,09345	0,38162	Berpotensi Bangkrut
	2017	0,07916	0,308345	0,19943	0,09785	0,6848	Berpotensi Bangkrut
	2018	0,0152	0,119844	0,03172	0,06808	0,23485	Berpotensi Bangkrut
	2019	0,11403	0,107793	0,01764	0,05149	0,29095	Berpotensi Bangkrut
	2020	0,187	0,124392	0,0423	0,06523	0,41892	Berpotensi Bangkrut
	2021	0,16156	0,069468	-0,02724	0,0575	0,26128	Berpotensi Bangkrut
ASRI	2015	-0,058	0,104703	0,13344	0,05951	0,23966	Berpotensi Bangkrut
	2016	-0,018	0,063707	0,11365	0,05381	0,21321	Berpotensi Bangkrut
	2017	-0,041	0,173775	0,30332	0,07559	0,51166	Berpotensi Bangkrut
	2018	-0,0382	0,089935	0,30716	0,07611	0,43501	Berpotensi Bangkrut
	2019	0,0281	0,064567	0,38126	0,0635	0,53743	Berpotensi Bangkrut
	2020	-0,0506	-0,02644	-0,19812	0,02663	-0,2485	Berpotensi Bangkrut
	2021	-0,0281	0,097396	0,02879	0,05193	0,14999	Berpotensi Bangkrut
BAPA	2015	0,39039	0,10828	0,01424	0,05495	0,56786	Berpotensi Bangkrut
	2016	0,41326	0,18204	0,02128	0,07592	0,6925	Berpotensi Bangkrut
	2017	0,4365	0,287045	0,18627	0,10639	1,01621	Sehat
	2018	0,04843	0,011539	0,09915	0,00684	0,16596	Berpotensi Bangkrut
	2019	0,73556	0,110678	0,76921	0,06772	1,68317	Sehat
	2020	0,72595	-0,07839	-0,32816	0,02676	0,34616	Berpotensi Bangkrut
	2021	0,73471	-0,04302	-0,19437	0,01775	0,51507	Berpotensi Bangkrut
BCIP	2015	0,03036	0,066784	0,02147	0,10155	0,22017	Berpotensi Bangkrut
	2016	0,11998	0,236476	0,20726	0,11548	0,6792	Berpotensi Bangkrut
	2017	0,05217	0,242697	0,17787	0,08965	0,56239	Berpotensi Bangkrut
	2018	0,03033	0,243627	0,18859	0,09445	0,55699	Berpotensi Bangkrut
	2019	0,129	0,074735	0,06853	0,06048	0,33275	Berpotensi Bangkrut
	2020	0,09908	0,113421	0,03127	0,03218	0,27596	Berpotensi Bangkrut
	2021	0,28632	0,05093	0,02305	0,02724	0,38755	Berpotensi Bangkrut
BEST	2015	0,25001	0,082384	0,36825	0,05933	0,75998	Berpotensi Bangkrut
	2016	0,25801	0,114056	0,41261	0,06335	0,84803	Berpotensi Bangkrut
	2017	0,23483	0,175762	0,43491	0,07037	0,91587	Sehat
	2018	0,39299	0,154317	0,83175	0,06123	1,44029	Sehat
	2019	0,38187	0,118118	1,18242	0,05941	1,74182	Sehat
	2020	0,40401	-0,01396	-0,27914	0,01543	0,12634	Berpotensi Bangkrut
	2021	0,35436	-0,02193	-0,0991	0,01521	0,24853	Berpotensi Bangkrut
BIPP	2015	0,42558	0,099135	0,77904	0,18974	1,4935	Sehat
	2016	0,45625	0,071253	0,24418	0,10517	0,87685	Sehat
	2017	0,60635	-0,00031	-0,15356	0,08125	0,53373	Berpotensi Bangkrut

	2018	0,56535	-0,00235	-0,08759	0,0699	0,54531	Berpotensi Bangkrut
	2019	0,53791	0,081724	0,01386	0,06682	0,70032	Berpotensi Bangkrut
	2020	0,13877	0,244655	0,19242	0,01695	0,59279	Berpotensi Bangkrut
	2021	0,15065	0,119859	0,0554	0,06751	0,39342	Berpotensi Bangkrut
BKSL	2015	0,01426	0,05634	0,01269	0,03372	0,117	Berpotensi Bangkrut
	2016	0,01478	0,177559	0,1303	0,02764	0,35028	Berpotensi Bangkrut
	2017	0,00714	0,124564	0,10462	0,02488	0,26121	Berpotensi Bangkrut
	2018	0,15744	0,098315	0,07863	0,02532	0,35971	Berpotensi Bangkrut
	2019	0,18002	0,044816	0,01361	0,06108	0,29953	Berpotensi Bangkrut
	2020	0,29496	-0,14418	-0,11184	0,09966	0,13861	Berpotensi Bangkrut
	2021	0,31166	0,088976	0,08986	0,05751	0,548	Berpotensi Bangkrut
BSDE	2015	0,08904	0,217104	0,25364	0,02009	0,57987	Berpotensi Bangkrut
	2016	0,10612	0,194933	0,24177	0,04249	0,58531	Berpotensi Bangkrut
	2017	0,11296	0,338219	0,45589	0,04336	0,95043	Sehat
	2018	0,09215	0,134726	0,18646	0,03241	0,44574	Berpotensi Bangkrut
	2019	0,08483	0,211255	0,33915	0,02203	0,65726	Berpotensi Bangkrut
	2020	0,07393	0,086932	0,02801	0,00984	0,19871	Berpotensi Bangkrut
	2021	0,1853	0,139765	0,09309	0,02187	0,44003	Berpotensi Bangkrut
CTRA	2015	0,30433	0,282326	1,78284	0,06895	2,43845	Sehat
	2016	0,29061	0,195481	0,13549	0,06854	0,69011	Berpotensi Bangkrut
	2017	0,23302	0,091407	0,11388	0,09007	0,52838	Berpotensi Bangkrut
	2018	0,29095	0,138712	0,13663	0,05089	0,61719	Berpotensi Bangkrut
	2019	0,34237	0,178965	0,12265	0,00797	0,65196	Berpotensi Bangkrut
	2020	0,27977	0,126772	0,09432	0,04062	0,54148	Berpotensi Bangkrut
	2021	0,29206	0,178014	0,14428	0,04981	0,66417	Berpotensi Bangkrut
DART	2015	0,44017	0,163129	0,21399	0,02059	0,83787	Berpotensi Bangkrut
	2016	0,22562	0,158663	0,25486	0,55987	1,19902	Sehat
	2017	0,23988	0,059435	0,05472	0,38522	0,73926	Berpotensi Bangkrut
	2018	0,24503	0,039296	0,02982	0,00567	0,31982	Berpotensi Bangkrut
	2019	0,38639	-0,23067	-0,11603	0,00499	0,04468	Berpotensi Bangkrut
	2020	0,2371	-0,33454	-0,42678	0,00676	-0,51746	Berpotensi Bangkrut
	2021	0,27686	-0,34881	-0,2096	0,00671	-0,27484	Berpotensi Bangkrut
DILD	2015	-0,0447	0,136408	0,0842	0,11447	0,29043	Berpotensi Bangkrut
	2016	-0,0365	0,10482	0,05999	0,08777	0,21604	Berpotensi Bangkrut
	2017	-0,05	0,080847	0,02777	0,08128	0,13988	Berpotensi Bangkrut
	2018	-0,0737	0,07058	0,01251	0,08948	0,09891	Berpotensi Bangkrut
	2019	-0,1761	0,185422	0,09672	0,11617	0,22224	Berpotensi Bangkrut
	2020	-0,0661	0,094126	0,01814	0,08224	0,12843	Berpotensi Bangkrut
	2021	-0,1713	0,077821	0,00526	0,0957	0,0075	Berpotensi Bangkrut
DUTI	2015	-0,0361	0,192848	0,3699	0,05873	0,58543	Berpotensi Bangkrut
	2016	-0,0225	0,248473	0,52436	0,04977	0,80012	Berpotensi Bangkrut

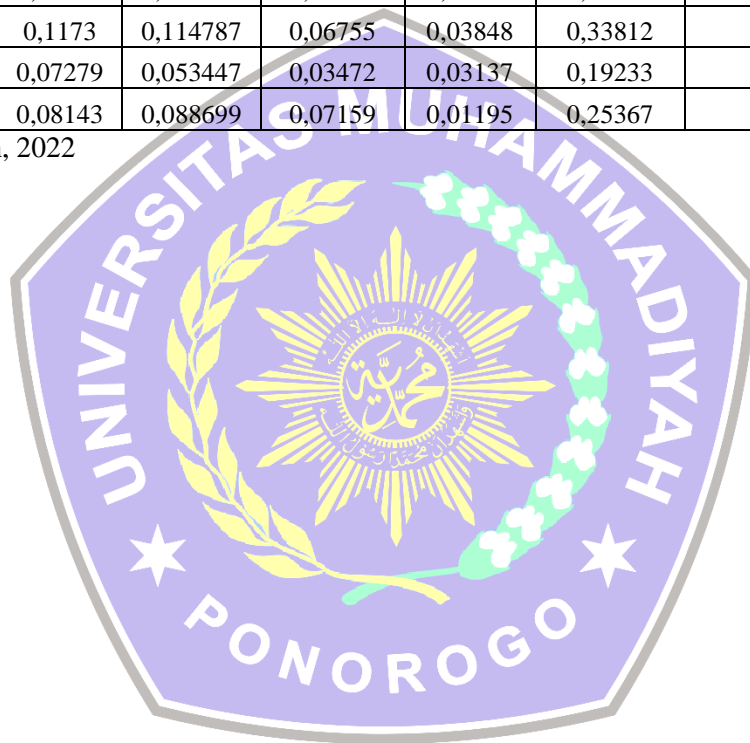
	2017	-0,039	0,120512	0,21455	0,02804	0,32408	Berpotensi Bangkrut
	2018	0,00348	0,250418	0,47579	0,02198	0,75167	Berpotensi Bangkrut
	2019	0,04389	0,252524	0,4883	0,02682	0,81154	Berpotensi Bangkrut
	2020	0,00984	0,148416	0,22257	0,01948	0,40031	Berpotensi Bangkrut
	2021	0,01124	0,171725	0,19897	0,0176	0,39954	Berpotensi Bangkrut
EMDE	2015	0,47155	0,223641	0,10819	0,08557	0,88894	Sehat
	2016	0,43799	0,223766	0,1238	0,07691	0,86246	Sehat
	2017	0,42712	0,210466	0,17063	0,06728	0,87549	Sehat
	2018	0,45158	0,056242	0,02193	0,07183	0,60158	Berpotensi Bangkrut
	2019	0,39606	0,087669	-0,06	0,07407	0,49779	Berpotensi Bangkrut
	2020	0,39279	-0,09652	-0,03837	0,07366	0,33156	Berpotensi Bangkrut
	2021	0,39842	0,925484	0,70393	0,06387	2,09171	Sehat
FMI	2015	0,3594	0,976534	1,06952	0,11419	2,51965	Sehat
	2016	0,32612	1,223785	2,03959	0,08169	3,67119	Sehat
	2017	0,3191	0,387807	0,81827	0,07155	1,59673	Sehat
	2018	0,33348	0,062068	0,04001	0,05527	0,49082	Berpotensi Bangkrut
	2019	0,37126	0,073155	0,01897	0,13918	0,60256	Berpotensi Bangkrut
	2020	0,31255	-0,06014	-0,00136	0,15576	0,40682	Berpotensi Bangkrut
	2021	0,36996	0,09281	0,03378	0,09426	0,59081	Berpotensi Bangkrut
GMTD	2015	0,15894	0,281844	0,15367	0,07485	0,6693	Berpotensi Bangkrut
	2016	0,28734	0,218557	-0,1325	0,08334	0,72174	Berpotensi Bangkrut
	2017	0,45665	0,184287	-0,10932	0,04549	0,79575	Berpotensi Bangkrut
	2018	0,47194	0,162267	0,11778	0,07042	0,82241	Berpotensi Bangkrut
	2019	0,54425	0,205584	-0,16285	0,07136	0,65834	Berpotensi Bangkrut
	2020	0,40443	0,346372	-0,20777	0,05016	0,59319	Berpotensi Bangkrut
	2021	0,1346	0,066848	-0,06147	0,0569	0,19689	Berpotensi Bangkrut
GPRA	2015	0,38618	0,174125	0,11195	0,1088	0,78106	Berpotensi Bangkrut
	2016	0,37657	0,127581	0,09433	0,09693	0,69541	Berpotensi Bangkrut
	2017	0,26204	0,099684	0,09197	0,08491	0,53861	Berpotensi Bangkrut
	2018	0,29028	0,157805	0,14434	0,04343	0,63585	Berpotensi Bangkrut
	2019	0,20808	0,156491	0,11447	0,03082	0,50987	Berpotensi Bangkrut
	2020	0,21951	0,122626	0,05733	0,01397	0,41343	Berpotensi Bangkrut
	2021	0,06431	0,142108	0,07271	0,01861	0,29775	Berpotensi Bangkrut
GWSA	2015	0,02663	0,578066	3,63675	0,1636	4,40505	Sehat
	2016	0,06032	0,103436	1,54147	0,20845	1,91367	Sehat
	2017	0,06701	0,088475	1,15611	0,0176	1,32919	Sehat
	2018	0,10612	0,091756	0,93348	0,01838	1,14974	Sehat
	2019	0,16509	0,05151	0,19502	0,03779	0,44941	Berpotensi Bangkrut
	2020	0,13717	-0,02074	-0,47304	0,02358	-0,33304	Berpotensi Bangkrut
	2021	0,195	0,008654	0,26044	0,02427	0,48837	Berpotensi Bangkrut
JRPT	2015	0,60547	386,2589	194,519	0,10017	581,483	Sehat

	2016	0,69959	402,6834	217,936	0,09438	621,413	Sehat
	2017	0,67242	406,1899	247,972	0,07637	654,91	Sehat
	2018	0,74417	325,322	205,094	0,07823	531,238	Sehat
	2019	0,71485	0,273357	0,20579	0,07423	1,26823	Sehat
	2020	0,62285	0,274206	0,21705	0,06788	1,18198	Sehat
	2021	0,53529	0,200166	0,16038	0,05175	0,94759	Sehat
KIJA	2015	0,08772	0,258882	0,21747	0,10574	0,66981	Berpotensi Bangkrut
	2016	0,10628	0,1951	0,29229	0,10935	0,70302	Berpotensi Bangkrut
	2017	0,1131	0,118929	0,08045	0,09784	0,41031	Berpotensi Bangkrut
	2018	0,14076	0,105867	0,04925	0,1134	0,40927	Berpotensi Bangkrut
	2019	0,11103	0,14083	0,08192	0,09325	0,42704	Berpotensi Bangkrut
	2020	0,16226	0,117988	0,01794	0,07498	0,37318	Berpotensi Bangkrut
	2021	0,16356	0,134183	0,05016	0,1015	0,44941	Berpotensi Bangkrut
LPCK	2015	-0,0074	0,512691	0,53825	0,00492	1,04849	Sehat
	2016	-0,0095	0,287678	0,39355	0,00812	0,67984	Berpotensi Bangkrut
	2017	0,03861	0,087111	0,14414	0,00472	0,27458	Berpotensi Bangkrut
	2018	0,04335	0,345686	1,51016	0,00718	1,90637	Sehat
	2019	0,04586	0,116327	0,31839	0,00462	0,48519	Berpotensi Bangkrut
	2020	0,08472	-1,16607	-1,08953	0,00171	-2,16916	Berpotensi Bangkrut
	2021	0,00787	0,11489	0,07233	0,00253	0,19762	Berpotensi Bangkrut
LPKR	2015	0,59198	0,110711	-0,1746	113,496	114,373	Sehat
	2016	0,60469	0,122142	-0,14973	112,254	113,13	Sehat
	2017	0,60435	0,063873	0,08808	101,565	102,322	Sehat
	2018	0,61517	0,165504	0,16572	88,4355	89,3819	Sehat
	2019	0,60398	-0,14321	-0,15971	0,08682	0,38788	Berpotensi Bangkrut
	2020	0,60288	-0,66151	-0,58116	0,07612	-0,56368	Berpotensi Bangkrut
	2021	0,61327	-0,74198	-0,07614	0,07403	-0,13083	Berpotensi Bangkrut
MDLN	2015	0,59104	0,343697	0,20112	0,12894	1,2648	Sehat
	2016	0,66733	0,22111	0,12457	0,10923	1,12224	Sehat
	2017	0,69347	0,256666	0,18813	0,10633	1,24459	Sehat
	2018	0,54377	0,110417	0,05649	0,09205	0,80272	Berpotensi Bangkrut
	2019	0,45074	0,199022	0,17452	0,07399	0,89828	Sehat
	2020	0,48725	-0,46514	-0,12176	0,07856	-0,0211	Berpotensi Bangkrut
	2021	0,48035	-0,10959	-0,00167	0,08104	0,45012	Berpotensi Bangkrut
MKPI	2015	0,7158	0,487661	0,25687	0,15488	1,61521	Sehat
	2016	0,69084	0,562147	0,37129	0,10931	1,73358	Sehat
	2017	0,65634	0,539035	0,59464	0,04821	1,83823	Sehat
	2018	0,52129	0,481044	0,89043	0,0958	1,98857	Sehat
	2019	0,56692	0,308122	0,50181	0,05548	1,43233	Sehat
	2020	0,44692	0,12672	0,21111	0,0759	0,86065	Berpotensi Bangkrut
	2021	0,43052	0,171	0,25695	0,08078	0,93925	Sehat

MTSM	2015	-0,0004	0,269112	-0,36235	0,08624	-0,00741	Berpotensi Bangkrut
	2016	0,07118	0,213907	-0,123	0,09615	0,25824	Berpotensi Bangkrut
	2017	0,05531	0,236418	-0,41927	0,07795	-0,0496	Berpotensi Bangkrut
	2018	0,12442	-0,21191	-0,65546	0,09188	-0,65106	Berpotensi Bangkrut
	2019	0,11863	-0,24735	-0,29883	0,08843	-0,33912	Berpotensi Bangkrut
	2020	-0,4791	-0,45068	-0,3271	0,09109	-1,16576	Berpotensi Bangkrut
	2021	-0,0052	-0,14185	0,00128	0,12395	-0,02184	Berpotensi Bangkrut
PLIN	2015	-0,0286	0,360872	0,24075	0,08875	0,6618	Berpotensi Bangkrut
	2016	0,03713	0,390643	0,19144	0,06494	0,68415	Berpotensi Bangkrut
	2017	0,11784	0,357658	0,22458	0,08448	0,78455	Berpotensi Bangkrut
	2018	0,11141	0,116302	0,10639	0,0558	0,38989	Berpotensi Bangkrut
	2019	0,02765	0,16899	0,70645	0,05887	0,96195	Sehat
	2020	-0,0081	0,123603	-0,89787	0,0197	-0,76265	Berpotensi Bangkrut
	2021	-0,0036	0,106194	0,76779	0,05526	0,92567	Sehat
PWON	2015	0,11038	0,296864	0,21263	0,14674	0,76661	Berpotensi Bangkrut
	2016	-0,0091	0,339456	0,24749	0,15516	0,73295	Berpotensi Bangkrut
	2017	0,01847	0,466612	0,2783	0,14889	0,91227	Sehat
	2018	0,01717	0,354618	0,45981	0,12654	0,95814	Sehat
	2019	0,01486	0,050076	0,07077	0,10298	0,23868	Berpotensi Bangkrut
	2020	0,34782	0,030864	0,02744	0,06401	0,47012	Berpotensi Bangkrut
	2021	0,32061	0,01243	0,00978	0,06595	0,40877	Berpotensi Bangkrut
RBMS	2015	0,72036	-0,05221	-0,12273	0,02041	0,56583	Berpotensi Bangkrut
	2016	0,71457	-0,00661	-0,08595	0,01768	0,6397	Berpotensi Bangkrut
	2017	0,55565	0,1586	0,13093	0,01557	0,86075	Berpotensi Bangkrut
	2018	0,1631	0,059822	0,04222	0,01965	0,2848	Berpotensi Bangkrut
	2019	0,10679	0,10457	-0,21002	0,01978	0,02112	Berpotensi Bangkrut
	2020	0,1118	-0,21274	-0,57724	0,02271	-0,65547	Berpotensi Bangkrut
	2021	0,29832	-0,11899	-0,42545	0,01976	-0,22637	Berpotensi Bangkrut
RDTX	2015	0,11057	0,407471	0,88621	0,10701	1,51126	Sehat
	2016	-0,1206	0,337557	0,97233	0,11724	1,3065	Sehat
	2017	0,03059	0,282648	1,37711	1,22487	2,91523	Sehat
	2018	0,01884	0,317135	1,6896	0,14935	2,17492	Sehat
	2019	0,03072	0,276711	1,27923	0,15493	1,74159	Sehat
	2020	0,07111	0,27261	1,39706	0,12564	1,86643	Sehat
	2021	0,07677	0,200083	0,88193	0,15454	1,31332	Sehat
RODA	2015	0,37961	0,494476	0,70882	0,14083	1,72374	Sehat
	2016	0,32127	0,10741	0,12169	0,1447	0,69507	Berpotensi Bangkrut
	2017	0,30434	0,041043	0,04104	0,13876	0,52519	Berpotensi Bangkrut
	2018	0,29558	-0,03274	-0,02542	0,04463	0,28205	Berpotensi Bangkrut
	2019	0,29119	-0,2527	-0,34693	0,04711	-0,26133	Berpotensi Bangkrut
	2020	0,13239	-0,19233	-0,12739	0,0314	-0,15593	Berpotensi Bangkrut

	2021	0,65262	0,101035	0,04654	0,02922	0,82941	Berpotensi Bangkrut
SMDM	2015	0,05402	0,230499	0,10431	0,10382	0,49265	Berpotensi Bangkrut
	2016	0,07516	0,170598	0,13966	0,0911	0,47652	Berpotensi Bangkrut
	2017	0,24244	0,162946	0,14544	0,08101	0,63183	Berpotensi Bangkrut
	2018	0,22135	0,114789	0,14499	0,06206	0,54319	Berpotensi Bangkrut
	2019	0,24746	0,090162	0,10934	0,05127	0,49824	Berpotensi Bangkrut
	2020	0,16558	0,034549	0,03328	0,04488	0,27828	Berpotensi Bangkrut
	2021	0,30094	0,121762	0,18173	0,01636	0,6208	Berpotensi Bangkrut
SMRA	2015	0,26368	0,293182	0,20687	0,09852	0,86225	Sehat
	2016	0,03312	0,207998	0,00014	0,09366	0,33492	Berpotensi Bangkrut
	2017	0,08339	0,190012	0,08402	0,15402	0,51144	Berpotensi Bangkrut
	2018	0,18022	0,126684	0,08847	0,11321	0,50859	Berpotensi Bangkrut
	2019	0,1173	0,114787	0,06755	0,03848	0,33812	Berpotensi Bangkrut
	2020	0,07279	0,053447	0,03472	0,03137	0,19233	Berpotensi Bangkrut
	2021	0,08143	0,088699	0,07159	0,01195	0,25367	Berpotensi Bangkrut

Sumber: Data diolah, 2022



The logo of Universitas Muhammadiyah Ponorogo is a purple shield-shaped emblem. It features a central sunburst with a crescent moon and star, surrounded by a green laurel wreath and a white floral garland. The text "UNIVERSITAS MUHAMMADIYAH" is written in white along the top inner edge, and "PONOROGO" is written along the bottom inner edge. Two white stars are positioned on the left and right sides of the bottom edge.

LAMPIRAN 7

(Data Perhitungan Metode *Zmijewki* Perusahaan Properti dan *Real Estate* Periode 2015-2021)

PERHITUNGAN METODE ZMIJEWSKI

Kode	Tahun	-4,3	4,5X₁	5,7X₂	0,4X₃	X-score	Hasil Prediksi
APLN	2015	-4,3	0,204626	3,594304	0,555672	-0,705696	Sehat
	2016	-4,3	0,164469	3,489614	0,427131	-0,810386	Sehat
	2017	-4,3	0,294254	3,423775	0,522586	-0,876225	Sehat
	2018	-4,3	0,029468	3,363104	0,422285	-0,936896	Sehat
	2019	-4,3	0,018454	3,216496	0,665726	-1,083504	Sehat
	2020	-4,3	0,026674	3,57029	0,758353	-0,72971	Sehat
	2021	-4,3	-0,07374	3,671142	0,653997	-0,628858	Sehat
ASRI	2015	-4,3	0,164581	3,688562	0,287695	-0,611438	Sehat
	2016	-4,3	0,113746	3,670353	0,359011	-0,629647	Sehat
	2017	-4,3	0,294854	3,342641	0,294954	-0,957359	Sehat
	2018	-4,3	0,209069	3,093953	0,260701	-1,206047	Sehat
	2019	-4,3	0,208204	2,950345	0,524176	-1,349655	Sehat
	2020	-4,3	-0,21976	3,179554	0,269655	-1,120446	Sehat
	2021	-4,3	0,029323	3,221848	0,334069	-1,078152	Sehat
BAPA	2015	-4,3	0,030845	2,426438	0,831596	-1,873562	Sehat
	2016	-4,3	0,045639	2,290692	0,873062	-2,009308	Sehat
	2017	-4,3	0,34053	1,646575	1,102749	-2,653425	Sehat
	2018	-4,3	0,013394	0,118199	1,349331	-4,181801	Sehat
	2019	-4,3	0,155817	0,299703	9,95275	-4,000297	Sehat
	2020	-4,3	-0,1182	0,324397	5,788535	-3,975603	Sehat
	2021	-4,3	-0,06617	0,292863	6,219306	-4,007137	Sehat
BCIP	2015	-4,3	0,035833	3,537948	0,440414	-0,762052	Sehat
	2016	-4,3	0,281859	3,494329	0,62545	-0,805671	Sehat
	2017	-4,3	0,285594	3,265938	0,474502	-1,034062	Sehat
	2018	-4,3	0,266077	2,947462	0,448993	-1,352538	Sehat
	2019	-4,3	0,120414	2,849985	0,553445	-1,450015	Sehat
	2020	-4,3	0,064292	2,900403	0,513483	-1,399597	Sehat
	2021	-4,3	0,00063	2,829685	1,375214	-1,470315	Sehat
BEST	2015	-4,3	0,207	1,955862	1,569503	-2,344138	Sehat
	2016	-4,3	0,2925	1,986959	1,357595	-2,313041	Sehat
	2017	-4,3	0,3825	1,8646	1,104038	-2,4354	Sehat
	2018	-4,3	0,3015	1,919414	3,103893	-2,380586	Sehat
	2019	-4,3	0,2655	1,719695	4,559424	-2,580305	Sehat
	2020	-4,3	-0,09	1,74709	4,210506	-2,55291	Sehat
	2021	-4,3	-0,045	1,651976	2,32344	-2,648024	Sehat
BIPP	2015	-4,3	0,425339	1,06482	0,469149	-3,23518	Sehat
	2016	-4,3	0,074338	1,536358	0,525586	-2,763642	Sehat
	2017	-4,3	-0,07986	1,743233	0,445559	-2,556767	Sehat

	2018	-4,3	-0,17274	2,574826	0,634602	-1,725174	Sehat
	2019	-4,3	-0,00197	2,750043	0,649247	-1,549957	Sehat
	2020	-4,3	0,19905	2,464873	1,043673	-1,835127	Sehat
	2021	-4,3	0,043041	2,47989	1,076013	-1,82011	Sehat
BKSL	2015	-4,3	0,0249	2,35048	0,519394	-1,94952	Sehat
	2016	-4,3	0,222802	2,107113	0,564339	-2,192887	Sehat
	2017	-4,3	0,140783	1,916038	0,622401	-2,383962	Sehat
	2018	-4,3	0,102054	1,975062	0,588029	-2,324938	Sehat
	2019	-4,3	0,017955	2,170536	0,572272	-2,129464	Sehat
	2020	-4,3	-0,13627	2,519725	0,561285	-1,780275	Sehat
	2021	-4,3	0,061946	2,111257	1,108293	-2,188743	Sehat
BSDE	2015	-4,3	0,293742	2,203509	1,092643	-2,096491	Sehat
	2016	-4,3	0,237926	2,081724	1,16424	-2,218276	Sehat
	2017	-4,3	0,505977	2,078286	0,949397	-2,221714	Sehat
	2018	-4,3	0,155623	2,386557	1,344753	-1,913443	Sehat
	2019	-4,3	0,258708	2,187808	1,575254	-2,112192	Sehat
	2020	-4,3	0,035952	2,471675	0,958846	-1,828325	Sehat
	2021	-4,3	0,112654	2,371626	1,035672	-1,928374	Sehat
CTRA	2015	-4,3	0,298238	2,867179	6,001289	-1,432821	Sehat
	2016	-4,3	0,18121	2,896702	0,748425	-1,403298	Sehat
	2017	-4,3	0,144558	2,922327	0,779504	-1,377673	Sehat
	2018	-4,3	0,170963	2,933156	0,808119	-1,366844	Sehat
	2019	-4,3	0,220444	4,011158	0,869731	-0,288842	Sehat
	2020	-4,3	0,157128	3,165102	0,71134	-1,134898	Sehat
	2021	-4,3	0,231008	2,98175	0,798831	-1,31825	Sehat
DART	2015	-4,3	0,139367	2,295406	0,265638	-2,004594	Sehat
	2016	-4,3	0,142335	2,295415	0,257733	-2,004585	Sehat
	2017	-4,3	0,021349	2,510335	0,214584	-1,789665	Sehat
	2018	-4,3	0,008551	2,748245	0,157404	-1,551755	Sehat
	2019	-4,3	-0,17054	2,953834	0,071422	-1,346166	Sehat
	2020	-4,3	-0,27054	3,204489	0,119715	-1,095511	Sehat
	2021	-4,3	-0,28021	3,539391	0,058705	-0,760609	Sehat
DILD	2015	-4,3	0,183281	3,0569	0,35616	-1,2431	Sehat
	2016	-4,3	0,113013	3,265248	0,368607	-1,034752	Sehat
	2017	-4,3	0,093296	2,953598	0,351622	-1,346402	Sehat
	2018	-4,3	0,061445	3,08742	0,404032	-1,21258	Sehat
	2019	-4,3	0,132985	2,909354	0,470932	-1,390646	Sehat
	2020	-4,3	0,019764	3,504038	0,413743	-0,795962	Sehat
	2021	-4,3	-0,00821	3,611329	0,411069	-0,688671	Sehat
DUTI	2015	-4,3	0,33492	1,380819	1,449575	-2,919181	Sehat
	2016	-4,3	0,390306	1,116982	1,554968	-3,183018	Sehat

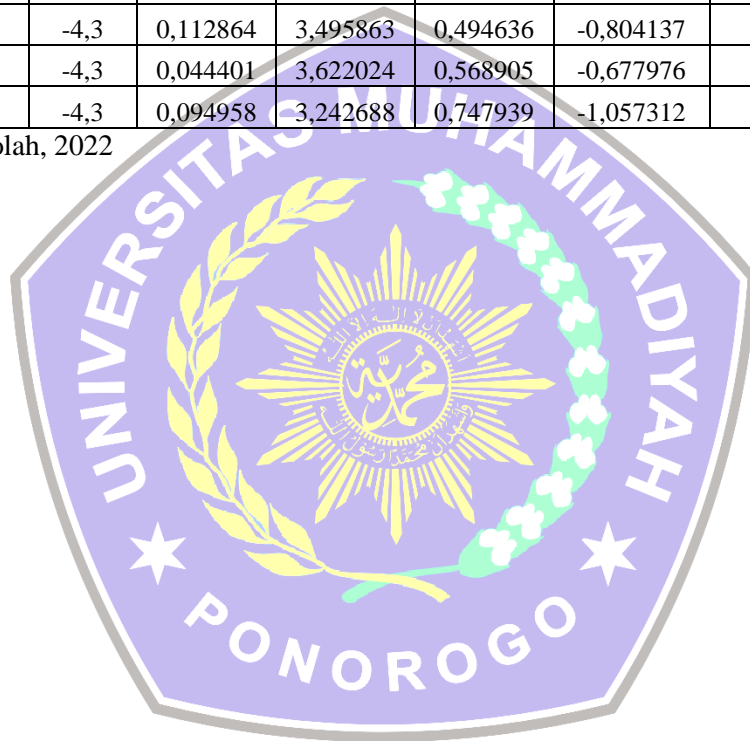
	2017	-4,3	0,159707	1,20774	1,517564	-3,09226	Sehat
	2018	-4,3	0,401012	1,455321	1,441625	-2,844679	Sehat
	2019	-4,3	0,420999	1,321816	1,532722	-2,978184	Sehat
	2020	-4,3	0,208885	1,418782	1,278502	-2,881218	Sehat
	2021	-4,3	0,214614	1,618688	1,306699	-2,681312	Sehat
EMDE	2015	-4,3	0,230517	2,554937	0,597513	-1,745063	Sehat
	2016	-4,3	0,216051	2,824205	0,824247	-1,475795	Sehat
	2017	-4,3	0,255778	3,299568	1,206608	-1,000432	Sehat
	2018	-4,3	0,34545	3,512582	1,193455	-0,787418	Sehat
	2019	-4,3	-0,0727	3,646907	1,589243	-0,653093	Sehat
	2020	-4,3	-0,10382	4,426328	0,834162	0,1263278	Berpotensi Bangkrut
	2021	-4,3	1,248152	3,108915	0,594666	-1,191085	Sehat
FMI	2015	-4,3	1,229062	1,354044	1,227821	-2,945956	Sehat
	2016	-4,3	1,615054	0,730191	1,574207	-3,569809	Sehat
	2017	-4,3	0,049022	0,850493	1,418008	-3,449507	Sehat
	2018	-4,3	0,028255	1,608086	1,294146	-2,691914	Sehat
	2019	-4,3	0,013717	1,689802	1,161811	-2,610198	Sehat
	2020	-4,3	-0,00765	1,607299	1,309244	-2,692701	Sehat
	2021	-4,3	0,04433	1,530433	0,511992	-2,769567	Sehat
GMTD	2015	-4,3	0,418548	3,22018	0,425684	-1,07982	Sehat
	2016	-4,3	0,318194	2,737905	0,466058	-1,562095	Sehat
	2017	-4,3	0,247069	2,471688	0,477852	-1,828312	Sehat
	2018	-4,3	0,22069	2,223794	0,548518	-2,076206	Sehat
	2019	-4,3	-0,28489	2,147945	0,652029	-2,152055	Sehat
	2020	-4,3	-0,4829	2,32304	0,556941	-1,97696	Sehat
	2021	-4,3	-0,11482	2,740533	0,679826	-1,559467	Sehat
GPRA	2015	-4,3	0,208376	2,270129	1,250383	-2,029871	Sehat
	2016	-4,3	0,13476	2,030877	1,687434	-2,269123	Sehat
	2017	-4,3	0,111988	1,772007	1,83741	-2,527993	Sehat
	2018	-4,3	0,147686	1,685901	2,281101	-2,614099	Sehat
	2019	-4,3	0,14567	1,915129	1,839653	-2,384871	Sehat
	2020	-4,3	0,090535	2,224461	1,420909	-2,075539	Sehat
	2021	-4,3	0,126619	2,119472	1,188623	-2,180528	Sehat
GWSA	2015	-4,3	0,835732	0,449224	1,406504	-3,850776	Sehat
	2016	-4,3	0,135808	0,391679	3,520387	-3,908321	Sehat
	2017	-4,3	0,117799	0,415069	3,307026	-3,884931	Sehat
	2018	-4,3	0,126493	0,454636	3,121462	-3,845364	Sehat
	2019	-4,3	0,07491	0,435045	1,160565	-3,864955	Sehat
	2020	-4,3	-0,03413	0,43451	6,426474	-3,86549	Sehat
	2021	-4,3	0,0119	0,404318	9,918915	-3,895682	Sehat
JRPT	2015	-4,3	516,4878	2,585327	0,392707	-1,714673	Sehat

	2016	-4,3	539,8498	2,403791	0,38993	-1,896209	Sehat
	2017	-4,3	530,691	2,103762	0,445911	-2,196238	Sehat
	2018	-4,3	448,1306	2,080686	0,450989	-2,219314	Sehat
	2019	-4,3	0,418042	1,920825	0,458725	-2,379175	Sehat
	2020	-4,3	0,397193	1,790415	0,516415	-2,509585	Sehat
	2021	-4,3	0,301347	1,743919	0,410935	-2,556081	Sehat
KIJA	2015	-4,3	0,15312	2,787148	2,538386	-1,512852	Sehat
	2016	-4,3	0,178825	2,70572	2,578072	-1,59428	Sehat
	2017	-4,3	0,059849	2,714875	2,877682	-1,585125	Sehat
	2018	-4,3	0,025624	2,772304	2,858835	-1,527696	Sehat
	2019	-4,3	0,052126	2,749558	2,447379	-1,550442	Sehat
	2020	-4,3	0,01669	2,775169	2,471705	-1,524831	Sehat
	2021	-4,3	0,032083	2,745217	2,617555	-1,554783	Sehat
LPCK	2015	-4,3	0,751805	1,918604	1,501733	-2,381396	Sehat
	2016	-4,3	0,429685	1,42215	1,988734	-2,87785	Sehat
	2017	-4,3	0,133112	2,166456	2,32412	-2,133544	Sehat
	2018	-4,3	1,083206	1,047613	2,38291	-3,252387	Sehat
	2019	-4,3	0,141428	0,623544	2,64963	-3,676456	Sehat
	2020	-4,3	-1,68817	1,841679	1,25221	-2,458321	Sehat
	2021	-4,3	0,069151	1,702031	1,266426	-2,597969	Sehat
LPKR	2015	-4,3	0,111515	3,09089	2,765307	-1,20911	Sehat
	2016	-4,3	0,121113	2,94083	2,181866	-1,35917	Sehat
	2017	-4,3	0,679282	2,701985	2,054704	-1,598015	Sehat
	2018	-4,3	0,152436	2,826154	1,611058	-1,473846	Sehat
	2019	-4,3	-0,16842	2,142509	2,162238	-2,157491	Sehat
	2020	-4,3	-0,83615	3,109263	1,251321	-1,190737	Sehat
	2021	-4,3	-0,14025	3,239018	1,306476	-1,060982	Sehat
MDLN	2015	-4,3	0,306032	3,011581	0,399351	-1,288419	Sehat
	2016	-4,3	0,155162	3,114503	0,537782	-1,185497	Sehat
	2017	-4,3	0,189489	2,93682	0,532064	-1,36318	Sehat
	2018	-4,3	0,007467	3,143447	0,877845	-1,156553	Sehat
	2019	-4,3	0,114304	3,137131	0,770614	-1,162869	Sehat
	2020	-4,3	-0,53451	4,080126	0,102772	-0,219874	Sehat
	2021	-4,3	-0,013	4,05969	0,391495	-0,24031	Sehat
MKPI	2015	-4,3	0,701186	2,875448	0,372301	-1,424552	Sehat
	2016	-4,3	0,816246	2,575177	0,4447	-1,724823	Sehat
	2017	-4,3	0,786664	1,900353	0,635836	-2,399647	Sehat
	2018	-4,3	0,654017	1,444948	0,750623	-2,855052	Sehat
	2019	-4,3	0,380177	1,388038	0,48257	-2,911962	Sehat
	2020	-4,3	0,136432	1,50717	0,374534	-2,79283	Sehat
	2021	-4,3	0,182757	1,538635	0,389529	-2,761365	Sehat

MTSM	2015	-4,3	-0,23876	0,716759	6,259035	-3,583241	Sehat
	2016	-4,3	-0,12574	0,665763	7,626962	-3,634237	Sehat
	2017	-4,3	-0,26937	0,763257	4,568446	-3,536743	Sehat
	2018	-4,3	-0,41587	0,94167	1,391135	-3,35833	Sehat
	2019	-4,3	-0,47485	1,714258	0,660205	-2,585742	Sehat
	2020	-4,3	-5,41304	2,174371	0,618579	-2,125629	Sehat
	2021	-4,3	-0,20087	2,219456	0,919668	-2,080544	Sehat
PLIN	2015	-4,3	0,269446	1,852329	0,668671	-2,447671	Sehat
	2016	-4,3	0,711924	1,703171	0,243212	-2,596829	Sehat
	2017	-4,3	0,277684	4,487482	0,466885	0,1874818	Berpotensi Bangkrut
	2018	-4,3	0,063749	1,434724	0,497581	-2,865276	Sehat
	2019	-4,3	0,196718	0,441743	0,657107	-3,858257	Sehat
	2020	-4,3	-0,21905	0,41078	1,179539	-3,88922	Sehat
	2021	-4,3	0,168902	0,562584	1,221492	-3,737416	Sehat
PWON	2015	-4,3	0,33563	2,829968	0,489056	-1,470032	Sehat
	2016	-4,3	0,387496	2,661796	0,530663	-1,638204	Sehat
	2017	-4,3	0,61019	4,034073	0,686123	-0,265927	Sehat
	2018	-4,3	0,508481	2,21146	0,924991	-2,08854	Sehat
	2019	-4,3	0,062235	1,747344	1,14347	-2,552656	Sehat
	2020	-4,3	0,021514	1,908727	0,79231	-2,391273	Sehat
	2021	-4,3	0,003277	1,91118	1,517471	-2,38882	Sehat
RBMS	2015	-4,3	-0,07259	0,538126	1,580237	-3,761874	Sehat
	2016	-4,3	-0,07642	2,586939	0,495946	-1,713061	Sehat
	2017	-4,3	0,151228	2,651966	0,574899	-1,648034	Sehat
	2018	-4,3	0,027079	1,705991	0,84592	-2,594009	Sehat
	2019	-4,3	-0,13211	1,429333	1,067987	-2,870667	Sehat
	2020	-4,3	-0,26878	1,504336	0,830038	-2,795664	Sehat
	2021	-4,3	-0,13831	1,588949	1,116935	-2,711051	Sehat
RDTX	2015	-4,3	0,621718	0,860389	0,824548	-3,439611	Sehat
	2016	-4,3	0,556698	0,74117	1,301066	-3,55883	Sehat
	2017	-4,3	0,487223	0,563636	1,84672	-3,736364	Sehat
	2018	-4,3	0,476246	0,480699	1,798	-3,819301	Sehat
	2019	-4,3	0,374663	0,55268	0,834995	-3,74732	Sehat
	2020	-4,3	0,357581	0,449717	1,098726	-3,850283	Sehat
	2021	-4,3	0,278741	0,462394	1,262955	-3,837606	Sehat
RODA	2015	-4,3	0,667768	1,277233	1,294645	-3,022767	Sehat
	2016	-4,3	0,080258	1,101279	2,152918	-3,198721	Sehat
	2017	-4,3	0,051609	1,306319	2,30901	-2,993681	Sehat
	2018	-4,3	0,000115	1,806355	1,728755	-2,493645	Sehat
	2019	-4,3	-0,31761	2,155819	1,362556	-2,144181	Sehat
	2020	-4,3	-0,19209	2,511712	0,807238	-1,788288	Sehat

	2021	-4,3	0,055617	3,054671	1,471895	-1,245329	Sehat
SMDM	2015	-4,3	0,107329	1,269252	0,830624	-3,030748	Sehat
	2016	-4,3	0,029666	0,384582	3,422116	-3,915418	Sehat
	2017	-4,3	0,028271	0,363654	3,785551	-3,936346	Sehat
	2018	-4,3	0,121652	1,093804	0,91385	-3,206196	Sehat
	2019	-4,3	0,102751	1,045702	0,82685	-3,254298	Sehat
	2020	-4,3	0,026291	0,986055	1,002916	-3,313945	Sehat
	2021	-4,3	0,160258	0,904121	0,950289	-3,395879	Sehat
SMRA	2015	-4,3	0,255267	3,411964	0,661243	-0,888036	Sehat
	2016	-4,3	0,130836	3,463433	0,000825	-0,836567	Sehat
	2017	-4,3	0,110603	3,501922	0,583717	-0,798078	Sehat
	2018	-4,3	0,133387	3,483361	0,58087	-0,816639	Sehat
	2019	-4,3	0,112864	3,495863	0,494636	-0,804137	Sehat
	2020	-4,3	0,044401	3,622024	0,568905	-0,677976	Sehat
	2021	-4,3	0,094958	3,242688	0,747939	-1,057312	Sehat

Sumber: Data diolah, 2022



The logo of Universitas Muhammadiyah Ponorogo is a purple shield-shaped emblem. It features a central sunburst with Arabic calligraphy, surrounded by a green and white floral wreath. The text 'UNIVERSITAS MUHAMMADIYAH' is written in white along the top inner edge, and 'PONOROGO' is written along the bottom inner edge. Two white stars are positioned on the left and right sides of the bottom edge.

LAMPIRAN 8

(Data Perhitungan Metode *Grover* Perusahaan Properti dan
Real Estate Periode 2015-2021)

PERHITUNGAN METODE GROVER

Kode	Tahun	1,650X₁	3,404X₂	0,016ROA	0,057	G-score	Hasil Prediksi
APLN	2015	0,18410996	0,212901097	0,022226881	0,057	0,47623793	Sehat
	2016	0,03331875	0,204592161	0,017085247	0,057	0,31199616	Sehat
	2017	0,12681571	0,341891081	0,020903452	0,057	0,54661024	Sehat
	2018	0,02435735	0,132882342	0,016891407	0,057	0,2311311	Sehat
	2019	0,18266319	0,11952063	0,026629032	0,057	0,38581285	Sehat
	2020	0,29956364	0,137925211	0,030334128	0,057	0,52482298	Sehat
ASRI	2021	0,25880492	0,077025942	0,026159862	0,057	0,41899072	Sehat
	2015	-0,0929112	0,116094339	0,01150781	0,057	0,09169093	Sehat
	2016	-0,0287651	0,070637745	0,014360442	0,057	0,11323308	Sehat
	2017	-0,0657121	0,192681031	0,01179818	0,057	0,19576708	Sehat
	2018	-0,0611861	0,099719711	0,010428054	0,057	0,10596171	Sehat
	2019	0,04501025	0,071591161	0,020967032	0,057	0,19456844	Sehat
BAPA	2020	-0,0810091	-0,029314048	0,010786203	0,057	-0,0425369	Berpotensi Bangkrut
	2021	-0,0450497	0,107991819	0,013362768	0,057	0,1333049	Sehat
	2015	0,62537823	0,120060171	0,033263849	0,057	0,83570225	Sehat
	2016	0,66202615	0,201844697	0,0349225	0,057	0,95579335	Sehat
	2017	0,69925317	0,318273886	0,044109962	0,057	1,11863701	Sehat
	2018	0,07758866	0,012793966	0,053973245	0,057	0,20135587	Sehat
BCIP	2019	1,17832071	0,122719705	0,398110018	0,057	1,75615043	Sehat
	2020	1,16293673	-0,086922154	0,231541417	0,057	1,36455599	Sehat
	2021	1,17696153	-0,047705795	0,248772234	0,057	1,43502797	Sehat
	2015	0,04863992	0,074050063	0,017616574	0,057	0,19730656	Sehat
	2016	0,19220198	0,262203467	0,025018016	0,057	0,53642346	Sehat
	2017	0,08358089	0,269101193	0,018980079	0,057	0,42866217	Sehat
BEST	2018	0,04858047	0,270132688	0,017959737	0,057	0,3936729	Sehat
	2019	0,20665018	0,082866114	0,022137813	0,057	0,36865411	Sehat
	2020	0,15872247	0,125760816	0,02053931	0,057	0,36202259	Sehat
	2021	0,4586749	0,056471394	0,055008579	0,057	0,62715488	Sehat
	2015	0,40049779	0,091346506	0,062780132	0,057	0,61162443	Sehat
	2016	0,41332292	0,126464667	0,054303804	0,057	0,65109139	Sehat
BIPP	2017	0,37619163	0,194883893	0,04416153	0,057	0,67223706	Sehat
	2018	0,62955287	0,171105351	0,124155702	0,057	0,98181393	Sehat
	2019	0,61172759	0,130968881	0,182376951	0,057	0,98207342	Sehat
	2020	0,6472052	-0,015483741	0,168420227	0,057	0,85714169	Sehat
	2021	0,56766335	-0,024318114	0,092937605	0,057	0,69328284	Sehat
	2015	0,6817464	0,325382274	0,032344165	0,057	1,09647284	Sehat
BIPP	2016	0,73087822	0,032597681	0,040331068	0,057	0,86080697	Sehat
	2017	0,97134486	0,053424518	0,063339507	0,057	1,14510888	Sehat

	2018	0,90565148	0,017450975	0,051368243	0,057	1,03147069	Sehat
	2019	0,86169734	-0,00683634	0,046638967	0,057	0,95849996	Sehat
	2020	0,22229596	-0,045633661	0,01885768	0,057	0,25251998	Sehat
	2021	0,24133799	0,149603425	0,019158172	0,057	0,46709958	Sehat
BKSL	2015	0,02283713	0,109919858	0,018765948	0,057	0,20852293	Sehat
	2016	0,02367958	0,079004427	0,02102344	0,057	0,18070745	Sehat
	2017	0,0114415	-0,000342844	0,017822359	0,057	0,08592101	Sehat
	2018	0,25220277	-0,002609943	0,025384098	0,057	0,33197692	Sehat
	2019	0,28838696	0,090614612	0,025969888	0,057	0,46197146	Sehat
	2020	0,47251499	0,271272568	0,041746918	0,057	0,84253448	Sehat
	2021	0,49926096	0,132899143	0,043040507	0,057	0,73220061	Sehat
BSDE	2015	0,14263164	0,062469479	0,020775771	0,057	0,28287689	Sehat
	2016	0,16999936	0,19687596	0,022573557	0,057	0,44644888	Sehat
	2017	0,1809618	0,138115915	0,02489603	0,057	0,40097374	Sehat
	2018	0,14761871	0,109011325	0,023521145	0,057	0,33715118	Sehat
	2019	0,13589141	0,04969192	0,022890878	0,057	0,26547421	Sehat
	2020	0,11842646	-0,159863667	0,022451397	0,057	0,03801419	Sehat
	2021	0,29684242	0,098656308	0,044331736	0,057	0,49683046	Sehat
CTRA	2015	0,48751141	0,240723632	0,043705717	0,057	0,82894076	Sehat
	2016	0,46553667	0,216140471	0,046569587	0,057	0,78524672	Sehat
	2017	0,37328559	0,375015216	0,037975867	0,057	0,84327667	Sehat
	2018	0,46608616	0,149383789	0,05379013	0,057	0,72626008	Sehat
	2019	0,54845404	0,234238457	0,063010161	0,057	0,90270266	Sehat
	2020	0,44817363	0,096389807	0,038353832	0,057	0,63991727	Sehat
	2021	0,46786371	0,154970339	0,041426898	0,057	0,72126094	Sehat
DART	2015	1,60816912	-0,181777464	0,631112766	0,057	2,11450443	Sehat
	2016	0,3370885	-1,232023339	0,020107981	0,057	-0,8178269	Berpotensi Bangkrut
	2017	0,71006464	0,324520659	0,028087038	0,057	1,11967233	Sehat
	2018	0,16784977	-0,980299994	0,02736607	0,057	-0,7280842	Berpotensi Bangkrut
	2019	0,50645242	-0,21762785	0,070358383	0,057	0,41618295	Sehat
	2020	0,39076052	-0,036658243	0,084004813	0,057	0,49510709	Sehat
	2021	0,41521448	0,053909422	0,189123469	0,057	0,71524737	Sehat
DILD	2015	0,70512052	0,313041341	0,240051553	0,057	1,31521341	Sehat
	2016	0,3614381	0,216748468	0,029936997	0,057	0,66512356	Sehat
	2017	0,38427603	0,101351952	0,031180177	0,057	0,57380816	Sehat
	2018	0,3925234	0,153803264	0,032324755	0,057	0,63565142	Sehat
	2019	0,61896907	0,198435762	0,034789226	0,057	0,90919406	Sehat
	2020	0,37981474	0,140563762	0,028453591	0,057	0,60583209	Sehat
	2021	0,44350682	0,197380788	0,031953254	0,057	0,72984086	Sehat
DUTI	2015	-0,0715301	0,180876724	0,010625533	0,057	0,17697214	Sehat
	2016	-0,0585416	0,175924225	0,010309313	0,057	0,18469193	Sehat

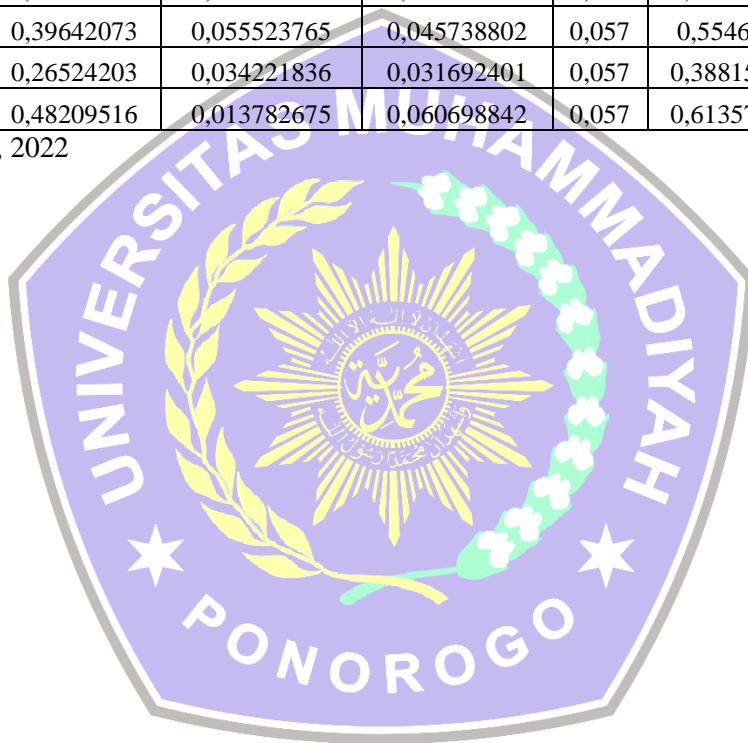
	2017	-0,0801366	0,065901413	0,008583348	0,057	0,05134813	Sehat
	2018	-0,1179913	0,043571601	0,006296149	0,057	-0,0111236	Berpotensi Bangkrut
	2019	-0,2820769	-0,255767596	0,00285687	0,057	-0,4779876	Berpotensi Bangkrut
	2020	-0,105843	-0,370941405	0,004788616	0,057	-0,4149958	Berpotensi Bangkrut
	2021	-0,2743763	-0,386754028	0,002348192	0,057	-0,6017822	Berpotensi Bangkrut
EMDE	2015	-0,0577528	0,151249021	0,014246389	0,057	0,16474257	Sehat
	2016	-0,03601	0,116223326	0,014744296	0,057	0,15195762	Sehat
	2017	-0,0625201	0,089643143	0,014064867	0,057	0,09818793	Sehat
	2018	0,0055788	0,078258729	0,016161292	0,057	0,15699882	Sehat
	2019	0,07030195	0,205595212	0,018837275	0,057	0,35173443	Sehat
	2020	0,01576911	0,104365917	0,016549733	0,057	0,19368476	Sehat
	2021	0,01799876	0,086287341	0,016442753	0,057	0,17772886	Sehat
FMII	2015	0,75539462	0,503537361	0,086717146	0,057	1,40264912	Sehat
	2016	0,70162865	0,315860068	0,150278329	0,057	1,22476705	Sehat
	2017	0,68421664	0,284345408	0,129221108	0,057	1,15478315	Sehat
	2018	0,72340382	0,224685407	0,204297295	0,057	1,20938652	Sehat
	2019	0,63446169	0,577336487	0,059379357	0,057	1,32817754	Sehat
	2020	0,62922452	0,696029517	0,051304197	0,057	1,43355823	Sehat
	2021	0,63824843	0,417325463	0,063275201	0,057	1,17584909	Sehat
GMTD	2015	0,57573635	0,213828411	0,057982981	0,057	0,90454774	Sehat
	2016	0,52242127	0,275505952	0,062198722	0,057	0,91712595	Sehat
	2017	0,51118144	0,133623525	0,060702579	0,057	0,76250754	Sehat
	2018	0,53421537	0,277662149	0,057664991	0,057	0,92654251	Sehat
	2019	0,59473948	0,27999765	0,061308868	0,057	0,993046	Sehat
	2020	0,50069418	0,164562509	0,051140092	0,057	0,77339678	Sehat
	2021	0,59264866	0,190408228	0,052267947	0,057	0,89232483	Sehat
GPRA	2015	0,25461061	0,247972255	0,023900521	0,057	0,58348339	Sehat
	2016	0,46029902	0,248110462	0,0329699	0,057	0,79837938	Sehat
	2017	0,73152826	0,23336401	0,048264305	0,057	1,07015658	Sehat
	2018	0,7560201	0,062360644	0,047738188	0,057	0,92311893	Sehat
	2019	0,87185355	0,097206418	0,063569727	0,057	1,08962969	Sehat
	2020	0,64787213	-0,107017731	0,033366498	0,057	0,6312209	Sehat
	2021	0,21562607	1,02617205	0,02378663	0,057	1,32258475	Sehat
GWSA	2015	0,61864293	1,082775661	0,049112841	0,057	1,80753143	Sehat
	2016	0,60324563	1,356926207	0,06296829	0,057	2,08014013	Sehat
	2017	0,41977487	0,429998441	0,056720325	0,057	0,96349364	Sehat
	2018	0,46500551	0,068820848	0,051765851	0,057	0,64259221	Sehat
	2019	0,33333874	0,081114359	0,046472458	0,057	0,51792556	Sehat
	2020	0,35164407	-0,066679864	0,052369748	0,057	0,39433395	Sehat
	2021	0,10302556	0,102907711	0,020479673	0,057	0,28341294	Sehat
JRPT	2015	0,0426567	0,312506969	0,017027374	0,057	0,42919105	Sehat

	2016	0,09662501	0,242334942	0,018642301	0,057	0,41460225	Sehat
	2017	0,10734246	0,204336105	0,019114062	0,057	0,38779263	Sehat
	2018	0,1700031	0,179920979	0,021940733	0,057	0,42886481	Sehat
	2019	0,26446687	0,22795055	0,026081176	0,057	0,57549859	Sehat
	2020	0,2197363	0,3840555	0,022277642	0,057	0,68306944	Sehat
	2021	0,31238407	0,074121121	0,027193048	0,057	0,47069824	Sehat
KIJA	2015	0,96992416	0,193068437	0,050015339	0,057	1,27000794	Sehat
	2016	1,12069829	0,141460669	0,067497348	0,057	1,38665631	Sehat
	2017	1,07717116	0,11052891	0,073496385	0,057	1,31819646	Sehat
	2018	1,19211004	0,174973533	0,091244031	0,057	1,5153276	Sehat
	2019	1,14515108	0,173516646	0,073586126	0,057	1,44925385	Sehat
	2020	0,99776402	0,135967013	0,05683636	0,057	1,24756739	Sehat
	2021	0,85750868	0,157568373	0,047544935	0,057	1,11962199	Sehat
LPCK	2015	0,14051566	0,640956938	0,056260149	0,057	0,89473275	Sehat
	2016	0,17025165	0,114689391	0,14081548	0,057	0,48275652	Sehat
	2017	0,18117308	0,098100723	0,132281035	0,057	0,46855484	Sehat
	2018	0,22548825	0,101739108	0,124858483	0,057	0,50908584	Sehat
	2019	0,17786621	0,057114555	0,046422602	0,057	0,33840337	Sehat
	2020	0,25993561	-0,022997036	0,257058952	0,057	0,55099752	Sehat
	2021	0,26202133	0,009595073	0,396756595	0,057	0,725373	Sehat
LPKR	2015	-0,011807	428,2818843	0,015708297	0,057	428,342786	Sehat
	2016	-0,0152346	446,4932703	0,015597187	0,057	446,550633	Sehat
	2017	0,06185071	450,3812045	0,017836428	0,057	450,517892	Sehat
	2018	0,06943721	360,7153396	0,018039559	0,057	360,859816	Sehat
	2019	0,0734589	0,303096374	0,018348981	0,057	0,45190426	Sehat
	2020	0,13571331	0,304038374	0,020656597	0,057	0,51740829	Sehat
	2021	0,01260589	0,221943109	0,016437402	0,057	0,3079864	Sehat
MDLN	2015	0,9483187	0,287046726	0,101535458	0,057	1,39390088	Sehat
	2016	0,96867092	0,216325879	0,103122863	0,057	1,34511966	Sehat
	2017	0,96812601	0,131868361	0,115107263	0,057	1,27210163	Sehat
	2018	0,98546958	0,1173847	0,114353419	0,057	1,2742077	Sehat
	2019	0,96754724	0,156151425	0,097895158	0,057	1,27859383	Sehat
	2020	0,96577233	0,130824564	0,098868183	0,057	1,25246507	Sehat
	2021	0,98241656	0,148781401	0,104702204	0,057	1,29290016	Sehat
MKPI	2015	0,94680566	0,568469606	0,06006932	0,057	1,63234458	Sehat
	2016	1,06902315	0,318975446	0,07954936	0,057	1,52454796	Sehat
	2017	1,11090563	0,096588255	0,092964798	0,057	1,35745869	Sehat
	2018	0,8710826	0,383294445	0,095316382	0,057	1,40669343	Sehat
	2019	0,7220605	0,1289827	0,105985197	0,057	1,0140284	Sehat
	2020	0,78053919	-1,292926865	0,050088402	0,057	-0,4052993	Berpotensi Bangkrut
	2021	0,76948936	0,127389465	0,050657025	0,057	1,00453585	Sehat

MTSM	2015	1,14667395	0,122756225	0,110612276	0,057	1,43704245	Sehat
	2016	1,10668068	0,135430415	0,087274625	0,057	1,38638572	Sehat
	2017	1,05142501	0,070821547	0,08218817	0,057	1,26143473	Sehat
	2018	0,83507999	0,183510033	0,064442314	0,057	1,14003234	Sehat
	2019	0,90816585	-0,158787043	0,086489506	0,057	0,89286832	Sehat
	2020	0,7159331	-0,733481671	0,050052845	0,057	0,08950427	Sehat
	2021	0,68967161	-0,822706131	0,052259021	0,057	-0,0237755	Berpotensi Bangkrut
PLIN	2015	-0,0006568	0,381089921	0,015974039	0,057	0,45340717	Sehat
	2016	0,11402246	0,245165458	0,021511269	0,057	0,43769919	Sehat
	2017	0,08859566	0,284590089	0,021282555	0,057	0,45146831	Sehat
	2018	0,19931656	0,122429333	0,035113802	0,057	0,41385969	Sehat
	2019	0,19003615	0,220675105	0,030824564	0,057	0,49853582	Sehat
	2020	-0,7674346	-0,515740625	0,004110873	0,057	-1,2220643	Berpotensi Bangkrut
	2021	-0,0083711	-0,121513591	0,015659795	0,057	-0,0572249	Berpotensi Bangkrut
PWON	2015	-0,0457768	0,540715649	0,014892051	0,057	0,56683089	Sehat
	2016	0,05947403	0,623305883	0,017788	0,057	0,75756791	Sehat
	2017	0,18877036	0,597678735	0,025433441	0,057	0,86888254	Sehat
	2018	0,1784651	0,5333793	0,03002492	0,057	0,79886932	Sehat
	2019	0,04428636	0,34164452	0,019302818	0,057	0,4622337	Sehat
	2020	-0,012951	0,140506743	0,01498136	0,057	0,19953711	Sehat
	2021	-0,0057256	0,189603714	0,015581179	0,057	0,25645929	Sehat
RBMS	2015	0,17681654	0,129260049	0,047310837	0,057	0,41038743	Sehat
	2016	-0,0146552	0,174421257	0,013603582	0,057	0,23036965	Sehat
	2017	0,02958305	0,090401323	0,021224399	0,057	0,19820877	Sehat
	2018	0,02749829	0,120874076	0,021475497	0,057	0,22684786	Sehat
	2019	0,023804	0,123664992	0,019318459	0,057	0,22378745	Sehat
	2020	0,55718483	0,12230091	0,042154716	0,057	0,77864046	Sehat
	2021	0,51359467	0,105484213	0,03894609	0,057	0,71502498	Sehat
RDTX	2015	1,15397995	0,298390144	0,250361393	0,057	1,75973149	Sehat
	2016	1,144704	0,237178428	0,305078493	0,057	1,74396093	Sehat
	2017	0,89012142	0,262138606	0,182737835	0,057	1,39199786	Sehat
	2018	0,26127751	-0,234963466	0,055645391	0,057	0,13895944	Sehat
	2019	0,17107729	-0,274263976	0,026408209	0,057	-0,0197785	Berpotensi Bangkrut
	2020	0,17909477	-0,499713412	0,024743157	0,057	-0,2388755	Berpotensi Bangkrut
	2021	0,47788726	-0,157284681	0,036786722	0,057	0,4143893	Sehat
RODA	2015	0,17712886	0,40013306	0,026746841	0,057	0,66100876	Sehat
	2016	-0,1932501	0,433143406	0,009728484	0,057	0,30662174	Sehat
	2017	0,04901115	0,396569138	0,018675395	0,057	0,52125568	Sehat
	2018	0,03017665	0,128955556	0,019903237	0,057	0,23603544	Sehat
	2019	0,04921068	0,187375392	0,026284277	0,057	0,31987035	Sehat
	2020	0,11391891	0,137050221	0,047181557	0,057	0,35515068	Sehat

	2021	0,12297705	0,11774735	0,048859668	0,057	0,34658407	Sehat
SMDM	2015	0,60811687	0,246710363	0,041576063	0,057	0,9534033	Sehat
	2016	0,51466122	0,195117324	0,031895726	0,057	0,79867427	Sehat
	2017	0,48753419	0,152773014	0,033489561	0,057	0,73079677	Sehat
	2018	0,47350313	0,096151047	0,02930589	0,057	0,65596006	Sehat
	2019	0,46646586	0,073981352	0,028394301	0,057	0,62584151	Sehat
	2020	0,21207529	0,048952676	0,022280089	0,057	0,34030805	Sehat
	2021	1,04545512	0,018867673	28,28234905	0,057	29,4036718	Sehat
SMRA	2015	0,08653998	0,329161092	0,019562226	0,057	0,4922633	Sehat
	2016	0,12040038	0,376386865	0,021226523	0,057	0,57501377	Sehat
	2017	0,38837062	0,517377368	0,027444901	0,057	0,99019289	Sehat
	2018	0,35458639	0,393199097	0,036999634	0,057	0,84178512	Sehat
	2019	0,39642073	0,055523765	0,045738802	0,057	0,5546833	Sehat
	2020	0,26524203	0,034221836	0,031692401	0,057	0,38815627	Sehat
	2021	0,48209516	0,013782675	0,060698842	0,057	0,61357668	Sehat

Sumber: Data diolah, 2022



LAMPIRAN 9

(Berita Acara Bimbingan Skripsi)





LAMPIRAN 10

(Hasil Plagiasi Skripsi)



UNIVERSITAS MUHAMMADIYAH PONOROGO
LEMBAGA LAYANAN PERPUSTAKAAN
Jalan Budi Utomo 10 Ponorogo 63471 Jawa Timur Indonesia
Telp (0352) 481124, 487662 Fax (0352) 461796,
Website: library.umpo.ac.id
TERAKREDITASI A
(SK Nomor 00137/LAP.PT/III.2020)

SURAT KETERANGAN
HASIL SIMILARITY CHECK KARYA ILMIAH MAHASISWA
UNIVERSITAS MUHAMMADIYAH PONOROGO

Dengan ini kami nyatakan bahwa karya ilmiah dengan rincian sebagai berikut:

Nama : RIZQI SHOFIYA WARDANI

NIM : 18441596

Prodi : S1 Akuntansi

Judul : Analisis Prediksi Kebangkrutan Dengan Metode Altman, Springate, Zmijewski, dan Grover Terhadap Perusahaan Properti dan Real Estate di BEI Periode 2015-2021

Dosen pembimbing :

1. Ardyan Firdausi Mustoffa, S.E., M.Si
2. Nurul Hidayah, S.E., M.Ak

Telah dilakukan check plagiasi berupa Karya Ilmiah S2P Universitas Muhammadiyah Ponorogo dengan prosentase kesamaan sebesar 25 %

Demikian keterangan ini dibuat untuk digunakan sebagaimana mestinya.

Ponorogo, 24 November 2022
Petugas pemeriksa



(Mohamad Uliil Albab, SIP)
NIK.1989092720150322

Nb: Dosen pembimbing dimohon untuk mengecek kembali keaslian soft file karya ilmiah yang telah diperiksa melalui Turnitin perpustakaan