



LAMPIRAN



LAMPIRAN 1

(Data Pemilihan Sampel Penelitian)

Lampiran 1 Data Pemilihan Sampel Penelitian

- a : Perusahaan subsektor konstruksi yang tidak lengkap menyajikan laporan keuangan pada periode 2017 sampai dengan 2021
- b : Perusahaan sub sektor konstruksi yang tidak memiliki laba bersih positif secara berturut-turut pada periode penelitian

No	Kode	Nama perusahaan	Kriteria		Masuk Sampel
			a	b	
1	ACST	Acset Indonusa Tbk		√	0
2	ADHI	Adhi Karya (Persero) Tbk			1
3	DGIK	Nusa Konstruksi Enjiniring Tbk		√	0
4	IDPR	Indonesia Pondasi Raya Tbk		√	0
5	JKON	Jaya Konstruksi Manggala Prata		√	0
6	NRCA	Nusa Raya Cipta Tbk		√	0
7	PBSA	Paramita Bangun Sarana Tbk		√	0
8	PTPP	PP (Persero) Tbk			1
9	SSIA	Surya Semesta Internusa Tbk		√	0
10	TOPS	Totalindo Eka Persada Tbk		√	0
11	TOTL	Total Bangun Persada Tbk			1
12	WEGE	Wijaya Karya Bangunan Gedung Tbk			1
13	WIKA	Wijaya Karya (Persero) Tbk			1
14	WSKT	Waskita Karya (Persero) Tbk		√	0
15	CSIS	Cahayasakti Inves tindo Sukses		√	0
16	MTRA	Mitra Pemuda Tbk	√	√	0
17	MTPS	Meta Epsi Tbk	√	√	0
18	PPRE	PP Presisi Tbk			1
Jumlah					6

LAMPIRAN 2

(Rekapitulasi Hasil penghitungan Current Ratio, Quick Ratio, Debt to Total Asset Ratio, Debt to Equity Ratio dan Return On Investment)



**Lampiran 2. Rekapitulasi Hasil penghitungan Current Ratio, Quick Ratio,
Debt to Total Asset Ratio, Debt to Equity Ratio dan Return On
Investment**


No	Kode Perusahaan	CR		QR		DAR		DER		ROI	
		Rata - rata	Ket	Rata - rata	Ket	Rata - rata	Ket	Rata - rata	Ket	Rata - rata	Ket
1	ADHI	1.22	Turun	1.00	Turun	0.82	Naik	4.77	Naik	1.21	Turun
2	PPRE	1.50	Turun	1.46	Turun	0.56	Naik	1.30	Naik	4.23	Turun
3	PTPP	1.27	Turun	1.00	Turun	0.72	Naik	2.59	Naik	1.60	Turun
4	TOTL	1.43	Naik	1.37	Naik	0.63	Turun	1.76	Turun	5.37	Turun
5	WEGE	1.67	Turun	1.56	Turun	0.62	Turun	1.65	Turun	6.15	Turun
6	WIKA	1.27	Turun	1.05	Turun	0.72	Naik	2.57	Naik	2.29	Turun



LAMPIRAN 3
(Hasil Statistik Deskriptif)

Lampiran 3. Hasil Statistik Deskriptif

Descriptive Statistics					
	N	Minimum	Maximum	Mean	Std. Deviation
CR	30	1.01	1.94	1.3923	.24759
QR	30	.71	1.85	1.2410	.30808
DAR	30	.52	.86	.6790	.09080
DER	30	1.10	6.05	2.4387	1.26298
ROI	30	.06	9.65	3.4773	2.61345
Valid N (listwise)	30				





LAMPIRAN 4

(Hasil Uji Normalitas)

Lampiran 4. Hasil Uji Normalitas

One-Sample Kolmogorov-Smirnov Test

		Unstandardized Residual	
N		30	
Normal Parameters ^{a,b}	Mean	.000000	
	Std. Deviation	1.21938261	
Most Extreme Differences	Absolute	.101	
	Positive	.076	
	Negative	-.101	
Test Statistic		.101	
Asymp. Sig. (2-tailed)		.200 ^{c,d}	
Monte Carlo Sig. (2-tailed)	Sig.	.888 ^e	
	99% Confidence Interval	Lower Bound	.880
		Upper Bound	.896

- a. Test distribution is Normal.
- b. Calculated from data.
- c. Lilliefors Significance Correction.
- d. This is a lower bound of the true significance.
- e. Based on 10000 sampled tables with starting seed 624387341.

LAMPIRAN 5

(Hasil Uji Multikolinearitas)



Lampiran 5. Hasil Uji Multikolinearitas

Coefficients^a

Model		Collinearity Statistics	
		Tolerance	VIF
1	CR	.483	2.071
	QR	.654	1.529
	DAR	.112	8.891
	DER	.129	7.772

a. Dependent Variable: ROI



LAMPIRAN 6

(Hasil Uji Autokorelasi)



Lampiran 6. Hasil Uji Autokorelasi

Model Summary^b

Model	R	R Square	Adjusted R Square	Std. Error of the Estimate	Durbin-Watson
1	.884 ^a	.782	.747	1.31332	2.149

a. Predictors: (Constant), DER, CR, DAR, QR

b. Dependent Variable: ROI





LAMPIRAN 7


(Hasil Uji Heteroskedastisitas)

Lampiran 7. Hasil Uji Heteroskedastisitas

Coefficients^a

Model		Unstandardized Coefficients		Standardized	t	Sig.
		B	Std. Error	Coefficients Beta		
1	(Constant)	-1.028	3.250		-.316	.754
	CR	-.453	2.070	-.166	-.219	.828
	QR	1.120	1.987	.510	.564	.578
	DAR	2.183	5.256	.293	.415	.681
	DER	-.088	.310	-.165	-.285	.778

a. Dependent Variable: ABSRES_1



LAMPIRAN 8

(Hasil Analisis Regresi Berganda)


The logo of Universitas Pajadjaran (UNPAD) Ponorogo is a purple shield-shaped emblem. It features a central sunburst with a book and a quill pen, surrounded by a laurel wreath. The text "UNIVERSITAS PAJADJARAN" is written along the top inner edge, and "PONOROGO" is written along the bottom inner edge. Two small white stars are positioned on the left and right sides of the shield.

Lampiran 8. Hasil Analisis Regresi Berganda

Coefficients^a

Model		Unstandardized Coefficients		Standardized	t	Sig.
		B	Std. Error	Coefficients Beta		
1	(Constant)	-19.851	6.054		-3.279	.003
	CR	-7.703	3.857	-.730	-1.997	.057
	QR	15.162	3.701	1.787	4.097	.000
	DAR	27.782	9.792	.965	2.837	.009
	DER	-1.487	.578	-.719	-2.573	.016

a. Dependent Variable: ROI



LAMPIRAN 9

(Hasil Uji t)

The logo of Universitas Muhammadiyah Ponorogo is a purple shield-shaped emblem. It features a central sunburst with a crescent moon and a star, surrounded by a wreath. The text "UNIVERSITAS MUHAMMADIYAH PONOROGO" is written around the perimeter of the shield.

Lampiran 9. Hasil Uji t

Coefficients^a

Model		Unstandardized Coefficients		Standardized	T	Sig.
		B	Std. Error	Coefficients		
		Beta				
1	(Constant)	-19.851	6.054		-3.279	.003
	CR	-7.703	3.857	-.730	-1.997	.057
	QR	15.162	3.701	1.787	4.097	.000
	DAR	27.782	9.792	.965	2.837	.009
	DER	-1.487	5.578	-.719	-2.573	.016

a. Dependent Variable: ROI





LAMPIRAN 10
(Hasil Uji F)

Lampiran 10. Hasil Uji F

ANOVA^a

Model		Sum of Squares	df	Mean Square	F	Sig.
1	Regression	154.953	4	38.738	22.460	.000 ^b
	Residual	43.120	25	1.725		
	Total	198.073	29			

a. Dependent Variable: ROI

b. Predictors: (Constant), DER, CR, DAR, QR





LAMPIRAN 11

(Hasil Uji Koefisien Determinasi (R^2))

Lampiran 11. Hasil Uji Koefisien Determinasi (R^2)

Model Summary

Model	R	R Square	Adjusted R Square	Std. Error of the Estimate
1	.884 ^a	.782	.747	1.31332

a. Predictors: (Constant), DER, CR, DAR, QR



LAMPIRAN 12

(Laporan Keuangan Perusahaan Sampel)



**PT ADHI KARYA (Persero) Tbk
DAN ENTITAS ANAK
LAPORAN POSISI KEUANGAN
KONSOLIDASIAN**
31 Desember 2016, 2015, dan 2014
(Disajikan dalam Rupiah Penuh,
Kecuali Dinyatakan Lain)

**PT ADHI KARYA (Persero) Tbk
AND SUBSIDIARIES
CONSOLIDATED STATEMENTS
OF FINANCIAL POSITION**
December 31, 2016, 2015, and 2014
(Expressed in Full of Rupiah,
Unless Otherwise Stated)

				1 Januari 2015/ 31 Desember 2014/	
	Catatan/ Notes	31 Desember 2016/ December 31, 2016	31 Desember 2015/ December 31, 2015	January 1, 2015/ December 31, 2014	
ASET					ASSETS
Aset Lancar					Current Assets
Kas dan Setara Kas	3b, 4	3.364.910.489.288	4.317.347.903.384	811.411.723.393	Cash and Cash Equivalents
Piutang Usaha	3c, 5				Trade Receivables
Pihak Berelasi	3u				Related Parties
<i>(Setelah dikurangi penyisihan kerugian penurunan nilai Rp20.844.269.866, Rp19.468.104.044, dan Rp19.468.104.044 per 31 Desember 2016, 2015, dan 2014)</i>		496.818.405.799	300.036.993.527	258.397.773.214	<i>(Net off allowance for impairment loss Rp19.468.104.044, and Rp19.468.104.044 as of 31 December 2016, 2015, and 2014)</i>
Pihak Ketiga					Third Parties
<i>(Setelah dikurangi penyisihan kerugian penurunan nilai Rp202.226.821.993, Rp95.980.144.267, dan Rp120.978.670.867 per 31 Desember 2016, 2015, dan 2014)</i>		2.410.179.583.531	1.931.710.921.979	1.695.502.639.777	<i>(Net off allowance for impairment loss Rp202.226.821.993, Rp95.980.144.267, and Rp120.978.670.867 as of 31 December 2016, 2015, and 2014)</i>
Piutang Retensi	3c,3d, 6				Retention Receivables
Pihak Berelasi	3u	672.807.468.546	635.633.508.744	554.351.047.079	Related Parties
Pihak Ketiga					Third Parties
<i>(Setelah dikurangi penyisihan kerugian penurunan nilai Rp22.283.348.300, Rp22.283.348.300, dan Rp19.158.865.029 per 31 Desember 2016, 2015, dan 2014)</i>		391.223.339.468	444.010.342.275	387.394.876.486	<i>(Net off allowance for impairment loss Rp6.488.106.400, Rp6.488.106.400, and Rp6.488.106.400 as of December 31, 2016, 2015, and 2014)</i>
Tagihan Bruto Pemberi Kerja	3c, 3e, 7				Gross Amount Due from Customers
Pihak Berelasi	3u				Related Parties
<i>(Setelah dikurangi penyisihan kerugian penurunan nilai Rp6.488.106.400, Rp6.488.106.400, dan Rp6.488.106.400 per 31 Desember 2016, 2015, dan 2014)</i>		1.974.754.155.951	973.087.318.057	1.187.417.011.461	<i>(Net off allowance for impairment loss Rp6.488.106.400, Rp6.488.106.400, and Rp6.488.106.400 as of December 31, 2016, 2015, and 2014)</i>
Pihak Ketiga					Third Parties
<i>(Setelah dikurangi penyisihan kerugian penurunan nilai Rp94.788.475.192, Rp83.356.068.940, dan Rp153.032.797.750 per 31 Desember 2016, 2015, dan 2014)</i>		3.856.302.467.023	2.120.045.609.271	1.429.816.010.167	<i>(Net off allowance for impairment loss Rp94.788.475.192, Rp83.356.068.940, and Rp153.032.797.750 as of December 31, 2016, 2015, and 2014)</i>
Persediaan	3g, 8	131.016.052.721	162.650.778.629	132.013.517.468	Inventories
Uang Muka	9	192.951.529.361	175.336.623.395	183.607.503.710	Advance Payments
Biaya Dibayar di Muka	3f, 3h, 10	338.921.423.028	1.216.509.049.102	814.053.429.715	Prepaid Expenses
Pajak Dibayar di Muka	3v, 11a	751.956.201.422	857.435.799.861	622.516.778.227	Prepaid Taxes
Aset Real Estat	3i, 12a	2.145.441.813.829	1.557.347.649.217	1.089.412.066.524	Real Estate Assets
Aset Lancar Lainnya	13	108.125.145.101	--	--	Other Current Assets
Jumlah Aset Lancar		16.835.408.075.068	14.691.152.497.441	9.165.894.377.221	Total Current Assets
Aset Tidak Lancar					Noncurrent Assets
Aset Pajak Tangguhan	3v, 11d	--	--	14.733.917	Deferred Tax Assets
Piutang Lain-lain Jangka Panjang	3c, 14	20.960.345.041	6.396.900.359	36.374.118.437	Other Long-Term Receivables
Aset Real Estat	3i, 12b	744.015.538.151	47.757.602.787	5.132.984.482	Real Estate Assets
Investasi pada Ventura Bersama	3j, 15	336.214.193.003	368.089.859.107	363.654.939.623	Investment in Joint Ventures
Properti Investasi	3m, 16				Investment Properties
<i>(Setelah dikurangi akumulasi penyusutan Rp31.227.508.092 Rp20.591.776.175, dan Rp10.897.664.650 per 31 Desember 2016, 2015, dan 2014)</i>		354.541.896.708	329.881.126.825	356.221.665.867	<i>(Net off accumulated depreciation Rp31,227,508,092 Rp20,591,776,175, and Rp10,897,664,650 as of 31 December 2016, 2015, and 2014)</i>
Aset Tetap					Fixed Assets
<i>(Setelah dikurangi akumulasi penyusutan Rp203.860.655.610 Rp148.087.843.309, dan Rp117.053.716.557 per 31 Desember 2016, 2015, dan 2014)</i>		1.459.815.811.733	1.099.426.730.319	496.095.844.221	<i>(Net off accumulated depreciation Rp203,860,655,610 Rp148,087,843,309, and Rp117,053,716,557 as of 31 December 2016, 2015, and 2014)</i>
Investasi Jangka Panjang Lainnya	3c, 3l, 18	9.728.937.291	31.550.360.000	7.600.000.000	Other Long - Term Investment
Aset Lain-lain	19	334.751.162.284	186.808.438.041	27.893.020.506	Other Assets
Jumlah Aset Tidak Lancar		3.260.027.884.211	2.069.911.017.438	1.292.987.307.053	Total Noncurrent Assets
JUMLAH ASET		20.095.435.959.279	16.761.063.514.879	10.458.881.684.274	TOTAL ASSETS

Catatan terlampir merupakan bagian yang tidak terpisahkan dari laporan keuangan konsolidasian secara keseluruhan

The accompanying notes form an integral part of these consolidated financial statements

**PT ADHI KARYA (Persero) Tbk
DAN ENTITAS ANAK
LAPORAN POSISI KEUANGAN
KONSOLIDASIAN (lanjutan)
31 Desember 2016, 2015, dan 2014
(Disajikan dalam Rupiah Penuh,
Kecuali Dinyatakan Lain)**

**PT ADHI KARYA (Persero) Tbk
AND SUBSIDIARIES
CONSOLIDATED STATEMENTS
OF FINANCIAL POSITION (continued)
December 31, 2016, 2015, and 2014
(Expressed in Full of Rupiah,
Unless Otherwise Stated)**

		31 Desember 2016/ December 31, 2016	31 Desember 2015/ December 31, 2015	1 Januari 2015/ 31 Desember 2014/ January 1, 2015/ December 31, 2014	
LIABILITAS DAN EKUITAS					LIABILITIES AND EQUITY
LIABILITAS JANGKA PENDEK					CURRENT LIABILITIES
Utang Usaha	3c, 20				Trade Payables
Pihak Berelasi	3u	352.296.853.000	13.960.196.994	23.150.723.308	Related Parties
Pihak Ketiga		8.020.404.222.280	6.475.349.377.274	4.900.061.986.107	Third Parties
Utang Bank dan Lembaga Keuangan Lainnya	21	2.344.158.690.960	1.115.499.100.000	658.000.000.000	Bank Loans and Other Financial Institution
Utang Pajak	3v, 11b	387.638.614.371	435.488.344.468	279.847.706.524	Taxes Payable
Uang Muka Pemberi Kerja	22	731.705.536.299	692.207.413.831	494.513.341.101	Advances Receipts
Pendapatan Diterima di Muka	23	45.586.747.673	114.043.746.934	77.196.379.347	Unearned Revenues
Beban Akrua	24	351.922.306.484	326.019.655.515	353.848.926.719	Accrued Expenses
Utang Obligasi	3o, 27	374.855.721.333	--	--	Bond Payables
Utang Retensi	3q, 25	231.650.014.691	214.287.609.254	220.811.939.708	Retention Payables
Utang Sukuk	3p, 30	125.000.000.000	--	--	Sukuk Payables
Liabilitas Jangka Pendek Lainnya	26	79.150.840.023	27.606.570.064	33.187.953.318	Other Current Liabilities
Jumlah Liabilitas Jangka Pendek		13.044.369.547.114	9.414.462.014.334	7.040.618.956.132	Total Current Liabilities
LIABILITAS JANGKA PANJANG					NON CURRENT LIABILITIES
Liabilitas Pajak Tangguhan	3v, 11d	19.073.405.641	2.111.695.802	--	Deferred Tax Liabilities
Utang Retensi	25	9.835.252.983	11.413.752.457	7.034.546.407	Retention Payables
Uang Muka Pemberi Kerja	22	80.215.745.439	84.453.499.926	48.155.670.181	Advances Receipts
Utang Bank dan Lembaga Keuangan Lainnya	21	428.929.000.000	504.736.874.400	113.500.000.000	Bank Loans and Other Financial Institution
Utang Obligasi	3o, 27	874.095.288.938	1.248.298.729.988	1.247.628.720.991	Bond Payables
Utang Lain-lain	28	82.668.090	285.556.515	400.440.917	Other Payables
Liabilitas Imbalan Kerja	3w, 29	71.055.088.176	83.169.594.621	110.762.804.445	Liabilities for Employment Benefits
Utang Sukuk	30	125.000.000.000	250.000.000.000	250.000.000.000	Sukuk Payables
Jumlah Liabilitas Jangka Panjang		1.608.286.449.267	2.184.469.703.709	1.777.482.182.941	Total Non Current Liabilities
JUMLAH LIABILITAS		14.652.655.996.381	11.598.931.718.043	8.818.101.139.073	TOTAL LIABILITIES
EKUITAS					EQUITY
Ekuitas yang Dapat Diatribusikan kepada Pemilik Entitas Induk Modal Saham - Nilai Nominal Rp 100 per Saham Modal Dasar - 5.440.000.000 Saham Modal Ditempatkan dan Disetor Penuh - 3.560.849.376 Saham	31	356.084.937.600	356.084.937.600	180.132.000.000	Equity Attributable to Owners of the Parent Company Capital Stock - Rp 100 par Value per Authorized Capital - 5.440.000.000 Shares Subscribed and Paid Up Capital - 3.560.849.376 Shares
Tambahan Modal Disetor	32	2.588.834.418.817	2.587.944.479.627	50.004.090.079	Additional Paid in Capital
Selisih Transaksi dengan Pihak Non Pengendali	34	3.117.842.245	3.117.842.245	3.117.842.245	Difference in Transaction with Non Controlling Interest
Saldo Laba	33				Retained Earnings
Ditentukan Penggunaannya		1.808.381.348.947	1.452.215.456.967	1.187.954.751.131	Appropriated
Belum Ditentukan Penggunaannya		188.755.617.994	338.989.880.428	210.861.336.801	Unappropriated
Komponen Ekuitas Lainnya	34				Other Components of Equity
Selisih Penjabaran Mata Uang Asing		2.388.664.810	2.547.059.748	1.751.501.902	Difference in Foreign Currency Translation
Kerugian Aktuarial Atas Program Imbal Pasti		20.620.262.803	(1.320.205.275)	--	Actuarial Loss of Defined Benefits Plan
Surplus Revaluasi Tanah		465.072.871.745	414.247.786.786	--	Surplus on Revaluation of Land
Ekuitas yang Dapat Diatribusikan kepada Pemilik Entitas Induk		5.433.255.964.961	5.153.827.238.126	1.633.821.522.158	Equity Attributable to Owners of the Parent
Kepentingan Non Pengendali	35	9.523.997.937	8.304.558.710	6.959.023.043	Non Controlling Interest
JUMLAH EKUITAS		5.442.779.962.898	5.162.131.796.836	1.640.780.545.201	TOTAL EQUITY
JUMLAH LIABILITAS DAN EKUITAS		20.095.435.959.279	16.761.063.514.879	10.458.881.684.274	TOTAL LIABILITIES AND EQUITY

Catatan terlampir merupakan bagian yang tidak terpisahkan dari laporan keuangan konsolidasian secara keseluruhan

The accompanying notes form an integral part of these consolidated financial statements

**PT ADHI KARYA (Persero) Tbk
DAN ENTITAS ANAK
LAPORAN LABA RUGI DAN
PENGHASILAN KOMPREHENSIF LAIN
KONSOLIDASIAN**

Untuk Tahun-tahun yang Berakhir
31 Desember 2016 dan 2015
(Disajikan dalam Rupiah Penuh,
Kecuali Dinyatakan Lain)

**PT ADHI KARYA (Persero) Tbk
AND SUBSIDIARIES
CONSOLIDATED STATEMENTS OF
PROFIT OR LOSS AND OTHER
COMPREHENSIVE INCOME**

For the Years Ended
December 31, 2016 and 2015
(Expressed in Full of Rupiah,
Unless Otherwise Stated)

	Catatan/ Notes	31 Desember 2016/ December 31, 2016	31 Desember 2015/ December 31, 2015	
PENDAPATAN USAHA	3r, 36	11.063.942.850.707	9.389.570.098.578	REVENUES
BEBAN POKOK PENDAPATAN LABA KOTOR	3r, 37	<u>9.948.797.443.385</u> 1.115.145.407.322	<u>8.414.925.778.081</u> 974.644.320.497	COST OF REVENUES GROSS PROFITS
Bagian Laba Ventura Bersama	3j, 38	<u>69.424.391.857</u>	<u>32.079.515.472</u>	Share of Profit of Joint Ventures
LABA KOTOR SETELAH BAGIAN LABA VENTURA BERSAMA		<u>1.184.569.799.179</u>	<u>1.006.723.835.969</u>	GROSS PROFITS AFTER SHARE OF PROFIT OF JOINT VENTURES
BEBAN USAHA				OPERATING EXPENSES
Penjualan	3r	(22.073.899.516)	(19.579.158.970)	Selling
Umum dan Administrasi	3r, 39	(433.904.804.042)	(375.914.412.800)	Administrative and General
JUMLAH BEBAN USAHA		<u>(455.978.703.558)</u>	<u>(395.493.571.770)</u>	TOTAL OPERATING EXPENSES
LABA USAHA		<u>728.591.095.621</u>	<u>611.230.264.199</u>	PROFIT FROM OPERATION
Pendapatan (Beban) Lainnya - Bersih	3r, 41	141.990.592.775	271.578.852.855	Other Income (Charges) - Net
Beban Keuangan	3r, 3s, 40	(257.959.232.782)	(136.718.019.874)	Financial Charge
LABA SEBELUM PAJAK		<u>612.622.455.614</u>	<u>746.091.097.181</u>	PROFIT BEFORE TAX
Beban Pajak Penghasilan	3r, 3v, 11c	(297.514.672.479)	(281.065.549.175)	Income Tax Expenses
LABA PERIODE BERJALAN		<u>315.107.783.135</u>	<u>465.025.548.006</u>	PROFIT FOR THE PERIOD
PENGHASILAN KOMPREHENSIF LAIN SETELAH PAJAK				OTHER COMPREHENSIVE INCOME AFTER TAX
Pos-pos yang Tidak Akan Direklasifikasi ke Laba Rugi				Item that Will Not Be Reclassified Subsequently to Profit or Loss
Keuntungan (Kerugian) Aktuaris atas Program Imbalan Pasti	3w, 29	21.940.468.078	(1.320.205.275)	Actuarial Gain (Loss) of Defined Benefit Plans
Surplus Revaluasi Tanah	43	<u>67.766.779.946</u>	<u>414.253.053.435</u>	Surplus on Revaluation of Land
		89.707.248.024	412.932.848.160	
Pos-pos yang Akan Direklasifikasi ke Laba Rugi				Item that Will Be Reclassified Subsequently to Profit or Loss
Selisih Penjabaran Mata Uang Asing	3t	<u>(158.394.938)</u>	<u>795.557.846</u>	Difference in Foreign Currency Translation
PENGHASILAN KOMPREHENSIF PERIODE BERJALAN		<u>404.656.636.221</u>	<u>878.753.954.011</u>	COMPREHENSIVE INCOME FOR THE PERIOD
LABA YANG DAPAT DIATRIBUSIKAN KEPADA				PROFIT ATTRIBUTABLE TO
Pemilik Entitas Induk	42	313.451.016.555	463.685.278.990	Owner of The Parent
Kepentingan Non Pengendali	35	<u>1.656.766.580</u>	<u>1.340.269.016</u>	Non Controlling Interest
JUMLAH		<u>315.107.783.135</u>	<u>465.025.548.006</u>	TOTAL
LABA KOMPREHENSIF YANG DAPAT DIATRIBUSIKAN KEPADA				COMPREHENSIVE INCOME ATTRIBUTABLE TO
Pemilik Entitas Induk		402.999.869.641	877.408.418.344	Owner of The Parent
Kepentingan Non Pengendali		<u>1.656.766.580</u>	<u>1.345.535.668</u>	Non Controlling Interest
JUMLAH		<u>404.656.636.221</u>	<u>878.753.954.012</u>	TOTAL
LABA PER SAHAM DASAR	3y, 42	88,03	202,83	BASIC EARNING PER SHARE

Catatan terlampir merupakan bagian yang tidak terpisahkan dari laporan keuangan konsolidasian secara keseluruhan

The accompanying notes form an integral part of these consolidated financial statements

**PT ADHI KARYA (PERSERO) Tbk
DAN ENTITAS ANAK
LAPORAN POSISI KEUANGAN
KONSOLIDASIAN**
Tanggal 31 Desember 2018 dan 2017
(Disajikan dalam Rupiah)

**PT ADHI KARYA (PERSERO) Tbk
AND SUBSIDIARIES
CONSOLIDATED STATEMENTS OF FINANCIAL
POSITION**
As of December 31, 2018 and 2017
(Expressed in Rupiah)

	Catatan/ Notes	2018 Rp	2017 Rp	
ASET				ASSETS
Aset Lancar				Current Assets
Kas dan Setara Kas	4	3,263,036,627,238	4,131,173,781,445	Cash and Cash Equivalents
Piutang Usaha	5			Accounts Receivable
Pihak Berelasi				Related Parties
(Setelah dikurangi penyisihan kerugian penurunan nilai Rp36.807.277.030 dan Rp24.743.859.114, per 31 Desember 2018 dan 2017)		1,051,426,340,787	826,325,518,931	(Net off allowance for impairment loss Rp36,807,277,030 and Rp24,743,859,114, as of December 31, 2018 and 2017)
Pihak Ketiga				Third Parties
(Setelah dikurangi penyisihan kerugian penurunan nilai Rp307.777.508.512 dan Rp162.031.636.233, per 31 Desember 2018 dan 2017)		2,303,101,805,081	2,096,462,385,511	(Net off allowance for impairment losses Rp307,777,508,512 and Rp162,031,636,233, as of December 31, 2018 and 2017)
Piutang Retensi	6			Retention Receivables
Pihak Berelasi				Related Parties
Pihak Ketiga				Third Parties
(Setelah dikurangi penyisihan kerugian penurunan nilai Rp74.938.181.491 dan Rp40.055.579.239, per 31 Desember 2018 dan 2017)		406,587,171,780	418,418,434,516	(Net off allowance for impairment losses Rp74,938,181,491 and Rp40,055,579,239, as of per 31 Desember 2018 dan 2017)
Tagihan Bruto Pemberi Kerja	7			Gross Amount Due from Customers
Pihak Berelasi				Related Parties
(Setelah dikurangi penyisihan kerugian penurunan nilai Rp6.488.106.400 dan Rp6.488.106.400, per 31 Desember 2018 dan 31 Desember 2017)		2,447,076,312,970	2,853,739,258,191	(Net off allowance for impairment losses Rp6,488,106,400 and Rp6,488,106,400 as of December 31, 2018 and December 31, 2017)
Pihak Ketiga				Third Parties
(Setelah dikurangi penyisihan kerugian penurunan nilai Rp246.961.039.171 dan Rp112.182.147.321 per 31 Desember 2018 dan 31 Desember 2017)		8,806,759,848,253	8,473,901,380,576	(Net off allowance for impairment losses Rp246,961,039,171 and Rp112,182,147,321 as of December 31, 2018 and December 31, 2017)
Piutang Lain-lain	14			Other Receivables
Persediaan	8			Inventories
Uang Muka	9			Advance Payments
Biaya Dibayar di Muka	10			Prepaid Expenses
Pajak Dibayar di Muka	11			Prepaid Taxes
Aset Lancar Lainnya	13			Other Current Assets
Jumlah Aset Lancar		25,429,544,167,566	24,817,671,201,079	Total Current Assets
Aset Tidak Lancar				Non-Current Assets
Piutang Lain-lain Jangka Panjang	14			Other Long-Term Receivables
Aset Real Estat	12			Real Estate Assets
Investasi pada Ventura Bersama	15			Investment in Joint Ventures
Properti Investasi	16			Investment Properties
Aset Tetap				Fixed Assets
(Setelah dikurangi akumulasi penyusutan Rp504.490.367.310 dan Rp328.062.397.823 per 31 Desember 2018 dan 31 Desember 2017)				(Net off accumulated depreciation Rp504,490,367,310 and Rp328,062,397,823 as of December 31, 2018 and 31 December 31, 2017)
Investasi Jangka Panjang Lainnya	18			Other Long - Term Investment
Aset Tidak Lancar Lainnya	19			Other Non-Current Assets
Jumlah Aset Tidak Lancar		4,689,070,602,316	3,515,276,811,871	Total Non-Current Assets
JUMLAH ASET		30,118,614,769,882	28,332,948,012,950	TOTAL ASSETS

Catatan terlampir merupakan bagian yang tidak terpisahkan dari Laporan Keuangan konsolidasian secara keseluruhan

The accompanying notes form an integral part of these consolidated Financial Statements

**PT ADHI KARYA (PERSERO) Tbk
DAN ENTITAS ANAK
LAPORAN POSISI KEUANGAN
KONSOLIDASIAN (Lanjutan)**
Tanggal 31 Desember 2018 dan 2017
(Disajikan dalam Rupiah)

**PT ADHI KARYA (PERSERO) Tbk
AND SUBSIDIARIES
CONSOLIDATED STATEMENTS OF FINANCIAL
POSITION (Continued)**
As of December 31, 2018 and 2017
(Expressed in Rupiah)

	Catatan/ Notes	2018 Rp	2017 Rp	
LIABILITAS DAN EKUITAS				LIABILITIES AND EQUITY
Liabilitas Jangka Pendek				Current Liabilities
Utang Usaha	20			Accounts Payable
Pihak Berelasi		529,586,826,964	312,729,619,267	Related Parties
Pihak Ketiga		6,254,339,000,247	5,722,075,438,176	Third Parties
Utang Bank dan				Bank Loans and
Lembaga Keuangan Lainnya	21	3,663,960,621,883	3,537,107,100,000	Other Financial Institution
Utang Bruto Subkontraktor	22			Gross Amount Due to Subcontractors
Pihak Berelasi		387,330,027,600	476,116,785,766	Related Parties
Pihak Ketiga		5,376,468,952,012	5,100,048,556,768	Third Parties
Utang Pajak	11b	386,348,383,081	381,374,773,134	Taxes Payable
Uang Muka Pemberi Kerja	23	841,916,455,395	665,778,235,942	Advances Receipts
Pendapatan Diterima di Muka	24	48,238,617,093	163,561,374,425	Unearned Revenues
Beban Akrua	25	748,102,100,121	644,718,072,776	Accruals
Utang Obligasi Jangka Pendek	28	249,917,291,657	124,966,210,993	Short-Term Bonds Payable
Utang Retensi Jangka Pendek	26	401,830,293,229	314,008,750,516	Short-Term Retention Payables
Utang Sukuk	30	—	125,000,000,000	Sukuk Payables
Liabilitas Jangka Pendek Lainnya	27	76,265,620,573	65,784,321,531	Other Current Liabilities
Jumlah Liabilitas Jangka Pendek		18,964,304,189,855	17,633,289,239,294	Total Current Liabilities
Liabilitas Jangka Panjang				Non-Current Liabilities
Pajak Tangguhan	11d	16,462,444,884	17,827,320,543	Deferred Tax
Utang Retensi Jangka Panjang	26	12,249,069,210	10,853,259,926	Long-Term Retention Payables
Uang Muka Pemberi Kerja	23	24,168,421,302	80,271,034,886	Advances Receipts
Utang Bank dan				Bank and Other
Lembaga Keuangan Lainnya	21	1,147,398,710,000	925,000,000,000	Financial Institution Loans
Utang Obligasi Jangka Panjang	28	3,492,178,582,582	3,740,464,353,715	Long-Term Bonds Payable
Utang Lain-lain		34,799,587	34,799,587	Other Payables
Liabilitas Imbalan Kerja	29	176,546,656,204	55,290,579,002	Employee Benefit Liabilities
Jumlah Liabilitas Jangka Panjang		4,869,038,683,769	4,829,741,347,659	Total Non Current Liabilities
JUMLAH LIABILITAS		23,833,342,873,624	22,463,030,586,953	TOTAL LIABILITIES
EKUITAS				EQUITY
Ekuitas yang Dapat Diatribusikan kepada Pemilik Entitas Induk				Equity Attributable to Owners of the Parent Company
Modal Saham - Nilai Nominal				Capital Stock - Rp 100 par Value per Share
Rp 100 per Saham Modal Dasar				Authorized Capital - 14,000,000,000
- 14.000.000.000 Saham Modal Ditempatkan dan Disetor Penuh				Shares Subscribed and Paid Up Capital
- 3.560.849.376 Saham	31	356,084,937,600	356,084,937,600	- 3,560,849,376 Shares
Tambahan Modal Disetor	32	2,588,833,884,853	2,588,834,418,817	Additional paid-in Capital
Selisih Transaksi dengan Pihak NonPengendali	35	3,117,842,245	3,117,842,245	Difference in Transaction with Non-controlling Interest
Saldo Laba	33			Retained Earnings
Ditentukan Penggunaannya		2,348,678,747,872	2,027,797,060,535	Appropriated
Belum Ditentukan Penggunaannya		644,158,905,208	418,029,186,224	Unappropriated
Kerugian Aktuarial Atas Program Imbal Pasti	34	(130,940,856,302)	830,634,887	Actuarial Loss of Defined Benefits Plan
Surplus Revaluasi Tanah	34	464,551,473,229	464,551,473,229	Revaluation Surplus on Land
Ekuitas yang Dapat Diatribusikan kepada Pemilik Entitas Induk		6,274,484,934,705	5,859,245,553,537	Equity Attributable to Owners of the Parent
Kepentingan NonPengendali	35	10,786,961,553	10,671,872,460	Non-controlling Interest
JUMLAH EKUITAS		6,285,271,896,258	5,869,917,425,997	TOTAL EQUITY
JUMLAH LIABILITAS DAN EKUITAS		30,118,614,769,882	28,332,948,012,950	TOTAL LIABILITIES AND EQUITY

Catatan terlampir merupakan bagian yang tidak terpisahkan dari Laporan Keuangan konsolidasian secara keseluruhan

The accompanying notes form an integral part of these consolidated Financial Statements

**PT ADHI KARYA (PERSERO) Tbk
DAN ENTITAS ANAK
LAPORAN LABA RUGI DAN PENGHASILAN
KOMPREHENSIF LAIN
KONSOLIDASIAN**

Untuk Tahun-tahun yang Berakhir pada tanggal
31 Desember 2018 dan 2017
(Disajikan dalam Rupiah)

**PT ADHI KARYA (PERSERO) Tbk
AND SUBSIDIARIES
THE CONSOLIDATED STATEMENTS OF
PROFIT OR LOSS AND
OTHER COMPREHENSIVE INCOME
For The Years Ended
December 31, 2018 and 2017
(Expressed in Rupiah)**

	Catatan/ Notes	2018 Rp	2017 Rp	
PENDAPATAN USAHA	36	15,655,499,866,493	15,156,178,074,776	REVENUES
BEBAN POKOK PENDAPATAN LABA KOTOR	37	<u>13,148,896,372,495</u> <u>2,506,603,493,998</u>	<u>13,098,371,731,392</u> <u>2,057,806,343,384</u>	COST OF REVENUES GROSS PROFITS
BEBAN USAHA				OPERATING EXPENSES
Beban Penjualan	39	(33,801,207,467)	(27,077,479,789)	Selling Expenses
Beban Umum dan Administrasi	39	(673,871,103,990)	(553,999,254,807)	Administrative and General Expenses
JUMLAH BEBAN USAHA LABA USAHA		<u>(707,672,316,457)</u> <u>1,798,931,177,541</u>	<u>(581,076,734,596)</u> <u>1,476,729,608,788</u>	TOTAL OPERATING EXPENSES PROFIT FROM OPERATION
Pendapatan (Beban) Lainnya - Bersih	41	(241,897,924,998)	(305,626,683,505)	Other Expenses - Net
Beban Keuangan	40	(523,743,725,994)	(444,763,237,629)	Financial Cost
Bagian Laba Ventura Bersama	38	134,487,458,474	230,941,942,104	Share of Profit of Joint Ventures
Beban Pajak Penghasilan Final	11c	(518,272,822,924)	(438,298,514,649)	Final Income Tax Expenses
LABA SEBELUM PAJAK		<u>649,504,162,099</u>	<u>518,983,115,109</u>	PROFIT BEFORE TAX
Beban Pajak Penghasilan Tidak Final	11c	(4,474,712,934)	(1,923,266,902)	Non Final Income Tax Expenses
Jumlah Beban Pajak Penghasilan - Bersih		(4,474,712,934)	(1,923,266,902)	Total Income Tax Expenses - Net
LABA TAHUN BERJALAN		<u>645,029,449,105</u>	<u>517,059,848,207</u>	PROFIT FOR THE YEAR
PENGHASILAN KOMPREHENSIF LAIN SETELAH PAJAK				OTHER COMPREHENSIVE INCOME AFTER TAX
Pos-pos yang Tidak Akan Direklasifikasi ke Laba Rugi				Item that Will Not Be Reclassified Subsequently to Profit or Loss
Pengukuran Kembali Liabilitas Imbalan Kerja		(131,771,491,189)	7,519,641,654	Remeasurement of Employee Benefit Liabilities
		(131,771,491,189)	7,519,641,654	
Pos-pos yang Akan Direklasifikasi ke Laba Rugi				Item that Will Be Reclassified Subsequently to Profit or Loss
Selisih Penjabaran Mata Uang Asing		--	--	Difference in Foreign Currency Translation
LABA KOMPREHENSIF TAHUN BERJALAN		<u>513,257,957,916</u>	<u>524,579,489,861</u>	COMPREHENSIVE INCOME FOR THE YEAR
LABA YANG DAPAT DIATRIBUSIKAN KEPADA				PROFIT ATTRIBUTABLE TO
Pemilik Entitas Induk	42	644,158,905,208	515,415,315,215	Owner of The Parent
Kepentingan NonPengendali	35	870,543,897	1,644,532,992	Non-Controlling Interest
JUMLAH		<u>645,029,449,105</u>	<u>517,059,848,207</u>	TOTAL
LABA KOMPREHENSIF YANG DAPAT DIATRIBUSIKAN KEPADA				COMPREHENSIVE INCOME ATTRIBUTABLE TO
Pemilik Entitas Induk		512,387,414,019	522,934,956,869	Owner of The Parent
Kepentingan NonPengendali		870,543,897	1,644,532,992	Non-Controlling Interest
JUMLAH		<u>513,257,957,916</u>	<u>524,579,489,861</u>	TOTAL
LABA PER SAHAM DASAR	42	181	145	BASIC EARNING PER SHARE

Catatan terlampir merupakan bagian yang tidak terpisahkan dari
Laporan Keuangan konsolidasian secara keseluruhan

The accompanying notes form an integral part of these
consolidated Financial Statements

**PT ADHI KARYA (PERSERO) Tbk
DAN ENTITAS ANAK
LAPORAN POSISI KEUANGAN
KONSOLIDASIAN**
Tanggal 31 Desember 2020 dan 2019
(Disajikan dalam Rupiah)

**PT ADHI KARYA (PERSERO) Tbk
AND SUBSIDIARIES
CONSOLIDATED STATEMENTS OF
FINANCIAL POSITION**
As of December 31, 2020 and 2019
(Expressed in Rupiah)

	Catatan/ Notes	2020 Rp	2019 Rp	
ASET				ASSETS
Aset Lancar				Current Assets
Kas dan Setara Kas	4	2,363,649,065,033	3,255,009,864,614	Cash and Cash Equivalents
Piutang Usaha	5			Trade Receivables
Pihak Berelasi				Related Parties
<i>(Setelah dikurangi kerugian kredit ekspektasian sebesar Rp36.713.406.466 dan Rp36.807.277.030 pada 31 Desember 2020 dan 2019)</i>		1,167,579,759,837	1,036,746,071,916	<i>(Net of allowance for expected credit losses Rp36,713,406,466 and Rp36,807,277,030 as of December 31, 2020 and 2019, respectively)</i>
Pihak Ketiga				Third Parties
<i>(Setelah dikurangi kerugian kredit ekspektasian sebesar Rp542.958.141.273 dan Rp291.027.540.517 pada 31 Desember 2020 dan 2019)</i>		1,818,934,975,222	2,857,435,171,524	<i>(Net of allowance for expected credit losses Rp542,958,141,273 and Rp291,027,540,517 as of December 31, 2020 and 2019, respectively)</i>
Piutang Retensi	6			Retention Receivables
Pihak Berelasi				Related Parties
<i>(Setelah dikurangi kerugian kredit ekspektasian sebesar Rp26.031.152.596 dan Nihil pada 31 Desember 2020 dan 2019)</i>		260,645,228,755	279,483,488,552	<i>(Net of allowance for expected credit losses Rp26,031,152,596 and Nil as of December 31, 2020 and 2019, respectively)</i>
Pihak Ketiga				Third Parties
<i>(Setelah dikurangi kerugian kredit ekspektasian sebesar Rp85.652.965.908 dan Rp81.118.978.938 pada 31 Desember 2020 dan 2019)</i>		311,679,872,718	313,861,906,748	<i>(Net of allowance for expected credit losses Rp85,652,965,908 and Rp81,118,978,938 as of December 31, 2020 and 2019, respectively)</i>
Tagihan Bruto Pemberi Kerja	7			Gross Amount Due from Customers
Pihak Berelasi				Related Parties
<i>(Setelah dikurangi kerugian kredit ekspektasian sebesar Rp184.520.248.292 dan Rp6.488.106.400 pada 31 Desember 2020 dan 2019)</i>		6,627,878,969,664	5,015,305,321,102	<i>(Net of allowance for expected credit losses Rp184,520,248,292 and Rp6,488,106,400 as of December 31, 2020 and 2019, respectively)</i>
Pihak Ketiga				Third Parties
<i>(Setelah dikurangi kerugian kredit ekspektasian sebesar Rp267.370.435.662 dan Rp181.387.663.556 pada 31 Desember 2020 dan 2019)</i>		6,891,925,101,299	10,007,270,896,121	<i>(Net of allowance for expected credit losses Rp267,370,435,662 and Rp181,387,663,556 as of December 31, 2020 and 2019, respectively)</i>
Persediaan	8	6,321,043,206,659	4,778,581,868,397	Inventories
Uang Muka	9	437,639,729,204	542,744,282,003	Advance Payments
Biaya Dibayar di Muka	10	168,134,818,283	209,640,119,307	Prepaid Expenses
Pajak Dibayar di Muka	11a	1,949,721,032,167	1,840,880,117,043	Prepaid Taxes
Aset Lancar Lain-lain	12	1,771,671,627,504	168,196,170,694	Other Current Assets
Jumlah Aset Lancar		30,090,503,386,345	30,315,155,278,021	Total Current Assets
Aset Tidak Lancar				Non-Current Assets
Aset Real Estat	13	2,947,323,856,077	1,863,456,298,010	Real Estate Assets
Piutang Jangka Panjang Lainnya	21a	31,178,930,604	16,260,715,958	Other Long-Term Receivables
Aset Keuangan dari Kontrak Konsesi	14	169,116,476,745	-	Financial Assets from Concession Arrangements
Investasi pada Entitas Asosiasi	15	44,844,925,840	21,710,922,296	Investment in Associates
Investasi pada Ventura Bersama	16	931,887,531,869	832,293,776,201	Investment in Joint Ventures
Properti Investasi	17	912,441,102,649	1,018,362,440,742	Investment Properties
Aset Tetap - Bersih	18	2,204,377,328,017	1,836,864,787,309	Fixed Assets - Net
Aset Hak Guna - Bersih	19	26,072,715,269	-	Right of Use Asset - Net
Investasi Jangka Panjang Lainnya	20	304,179,761,656	292,245,360,000	Other Long-Term Investments
Aset Pajak Tangguhan	11d	3,308,577,142	2,529,033,085	Deferred Tax Assets
Aset Tidak Lancar Lainnya	21b	428,654,034,339	316,954,602,927	Other Non-Current Assets
Jumlah Aset Tidak Lancar		8,003,385,240,207	6,200,677,936,528	Total Non-Current Assets
JUMLAH ASET		38,093,888,626,552	36,515,833,214,549	TOTAL ASSETS

Catatan terlampir merupakan bagian yang tidak terpisahkan dari laporan keuangan konsolidasian secara keseluruhan

The accompanying notes form an integral part of these consolidated financial statements

**PT ADHI KARYA (PERSERO) Tbk
DAN ENTITAS ANAK
LAPORAN POSISI KEUANGAN
KONSOLIDASIAN**
Tanggal 31 Desember 2020 dan 2019
(Disajikan dalam Rupiah)

**PT ADHI KARYA (PERSERO) Tbk
AND SUBSIDIARIES
CONSOLIDATED STATEMENTS OF
FINANCIAL POSITION**
As of December 31, 2020 and 2019
(Expressed in Rupiah)

	Catatan/ Notes	2020 Rp	2019 Rp	
LIABILITAS DAN EKUITAS				LIABILITIES AND EQUITY
LIABILITAS JANGKA PENDEK				CURRENT LIABILITIES
Utang Usaha	22			Trade Payables
Pihak Berelasi		9,395,112,957,140	6,549,803,297,160	Related Parties
Pihak Ketiga		2,689,292,954,242	1,744,228,083,063	Third Parties
Utang Bank dan				Bank Loans and
Lembaga Keuangan Lainnya	23a	4,343,899,100,000	5,058,499,100,000	Other Financial Institution
Utang Bruto Subkontraktor	24			Gross Amount Due to Subcontractors
Pihak Berelasi		912,555,090,015	1,122,378,170,817	Related Parties
Pihak Ketiga		5,057,962,199,859	6,762,621,859,615	Third Parties
Utang Pajak	11b	683,364,082,555	346,903,724,027	Taxes Payable
Uang Muka Pemberi Kerja	25	705,379,876,626	670,262,987,594	Advances Receipts
Pendapatan Diterima di Muka	26	571,657,520,601	71,364,278,908	Unearned Revenues
Beban Akrual	27	1,624,817,511,834	1,129,464,655,273	Accrued Expenses
Utang Retensi	29			Retention Payables
Pihak Berelasi		33,372,497,480	30,235,757,593	Related Parties
Pihak Ketiga		543,292,218,537	422,533,472,934	Third Parties
Utang Bank dan Lembaga Keuangan Lainnya				Current Maturities of Bank
Jangka Panjang yang Jatuh Tempo dalam Setahun	23b	342,908,333,333	69,550,000,000	Loans and Other Financial Institution
Liabilitas Sewa	19	22,248,920,326	--	Lease Liabilities
Utang Obligasi	30	--	499,996,682,982	Bonds Payables
Liabilitas Jangka Pendek Lainnya	29	143,335,101,288	84,892,896,362	Other Current Liabilities
Jumlah Liabilitas Jangka Pendek		27,069,198,362,836	24,562,726,968,328	Total Current Liabilities
LIABILITAS JANGKA PANJANG				NON-CURRENT LIABILITIES
Utang Retensi	28	3,334,404,129	9,058,924,533	Retention Payables
Uang Muka Pemberi Kerja	25	41,729,596,721	461,569,264	Advances Receipts
Utang Bank dan				Bank and Other
Lembaga Keuangan Lainnya	23b	749,467,454,534	872,787,067,569	Financial Institution Loans
Utang Obligasi	30	4,309,020,519,565	4,021,031,576,538	Bonds Payables
Liabilitas Imbalan Kerja	31	314,970,220,067	194,779,979,921	Post Employment Benefit Liabilities
Liabilitas Sewa	19	3,875,994,165	--	Lease Liabilities
Liabilitas Pajak Tangguhan	11d	27,446,827,591	20,605,798,787	Deferred Tax Liabilities
Liabilitas Jangka Panjang Lainnya	29	34,799,586	53,649,588	Other Non-Current Liabilities
Jumlah Liabilitas Jangka Panjang		5,449,879,816,358	5,118,808,566,200	Total Non-Current Liabilities
JUMLAH LIABILITAS		32,519,078,179,194	29,681,535,534,528	TOTAL LIABILITIES
EKUITAS				EQUITY
Ekuitas yang Dapat Diatribusikan kepada Pemilik Entitas Induk				Equity Attributable to Owners of the Parent Entity
Modal Saham - Nilai Nominal				Capital Stock - Rp 100 par Value per Share
Rp 100 per Saham Modal Dasar				Authorized Capital - 14,000,000,000
- 14,000,000,000 Saham Modal				Shares Subscribed
Ditempatkan dan Disetor Penuh				and Paid Up Capital
- 3,560,849,376 Saham	32	356,084,937,600	356,084,937,600	- 3,560,849,376 Shares
Tambahan Modal Disetor	33	2,588,833,884,853	2,588,833,884,853	Additional Paid in Capital
Selisih Transaksi dengan Pihak Non Pengendali	36	3,117,842,245	3,117,842,245	Difference in Transaction with Non-Controlling Interest
Saldo Laba	34			Retained Earnings
Ditentukan Penggunaannya		3,461,431,645,483	2,864,005,872,038	Appropriated
Belum Ditentukan Penggunaannya		(1,471,606,750,407)	533,424,534,540	Unappropriated
Surplus Revaluasi Tanah	35	610,405,303,106	464,551,473,229	Revaluation Surplus of Land
Ekuitas yang Dapat Diatribusikan kepada Pemilik Entitas Induk		5,548,266,862,880	6,810,018,544,505	Equity Attributable to Owners of the Parent Entity
Kepentingan Non Pengendali	36	26,543,584,478	24,279,135,516	Non-Controlling Interest
JUMLAH EKUITAS		5,574,810,447,358	6,834,297,680,021	TOTAL EQUITY
JUMLAH LIABILITAS DAN EKUITAS		38,093,888,626,552	36,515,833,214,549	TOTAL LIABILITIES AND EQUITY

Catatan terlampir merupakan bagian yang tidak terpisahkan dari laporan keuangan konsolidasian secara keseluruhan

The accompanying notes form an integral part of these consolidated financial statements

**PT ADHI KARYA (PERSERO) Tbk
DAN ENTITAS ANAK
LAPORAN LABA RUGI DAN PENGHASILAN
KOMPREHENSIF LAIN KONSOLIDASIAN**
Untuk Tahun-tahun yang Berakhir pada Tanggal
31 Desember 2020 dan 2019
(Disajikan dalam Rupiah)

**PT ADHI KARYA (PERSERO) Tbk
AND SUBSIDIARIES
CONSOLIDATED STATEMENTS OF PROFIT OR
LOSS AND OTHER COMPREHENSIVE INCOME**
For the Years Ended
December 31, 2020 and 2019
(Expressed in Rupiah)

	Catatan/ Notes	2020 Rp	2019 Rp	
PENDAPATAN USAHA	37	10,827,682,417,205	15,307,860,220,494	REVENUES
BEBAN POKOK PENDAPATAN	38	9,091,968,816,661	12,971,806,607,215	COST OF REVENUES
LABA BRUTO		<u>1,735,713,600,544</u>	<u>2,336,053,613,279</u>	GROSS PROFITS
BEBAN USAHA				OPERATING EXPENSES
Beban Penjualan	39	(18,620,371,482)	(34,491,276,551)	Selling Expenses
Beban Umum dan Administrasi	39	(709,060,369,527)	(859,576,029,388)	General and Administrative Expenses
JUMLAH BEBAN USAHA		<u>(727,680,741,009)</u>	<u>(894,067,305,939)</u>	TOTAL OPERATING EXPENSES
LABA USAHA		<u>1,008,032,859,535</u>	<u>1,441,986,307,340</u>	PROFIT FROM OPERATION
Bagian Laba Ventura Bersama	40	156,794,066,838	340,163,935,492	Share of Profit of Joint Ventures
Bagian Rugi Entitas Asosiasi	15	(866,996,456)	(1,697,247,354)	Share of Losses of Association Entities
Beban Keuangan	41	(794,518,342,962)	(583,790,257,762)	Financial Charges
Penghasilan (Beban) Lainnya - Bersih	42	(13,101,447,657)	(33,987,663,071)	Other Income (Expense) - Net
Beban Pajak Penghasilan Final	11c	(316,605,342,000)	(497,083,835,297)	Final Income Tax Expenses
LABA SEBELUM PAJAK		<u>39,735,297,098</u>	<u>686,491,539,347</u>	PROFIT BEFORE TAX
PAJAK PENGHASILAN				INCOME TAX
Beban Pajak Penghasilan Tidak Final	11c	(17,764,248,560)	(19,828,797,000)	Non-Final Income Tax Expenses
Manfaat (Beban) Pajak Tangguhan	11c	1,731,603,909	(1,614,320,818)	Deferred Tax Benefit (Expenses)
JUMLAH BEBAN PAJAK PENGHASILAN - BERSIH		<u>(16,032,644,651)</u>	<u>(21,443,117,818)</u>	TOTAL INCOME TAX EXPENSES - NET
LABA TAHUN BERJALAN		<u>23,702,652,447</u>	<u>665,048,421,529</u>	PROFIT FOR THE YEAR
PENGHASILAN KOMPREHENSIF LAIN SETELAH PAJAK				OTHER COMPREHENSIVE INCOME - NET OF TAX
Pos-pos yang Tidak Akan Direklasifikasi ke Laba Rugi				Items that Will Not Be Reclassified Subsequently to Profit or Loss
Pengukuran Kembali Program Imbal Kerja Pasti	31	(104,709,179,779)	559,143,276	Remeasurement of Defined Benefits Plan
Surplus Revaluasi Tanah - Bersih	35	145,916,386,836	-	Surplus on Revaluation of Land - Net
PENGHASILAN KOMPREHENSIF LAIN TAHUN BERJALAN		<u>41,206,207,057</u>	<u>559,143,276</u>	OTHER COMPREHENSIVE INCOME FOR THE YEAR
JUMLAH LABA KOMPREHENSIF TAHUN BERJALAN		<u>64,908,859,504</u>	<u>665,607,564,805</u>	TOTAL COMPREHENSIVE INCOME FOR THE YEAR
LABA YANG DAPAT DIATRIBUSIKAN KEPADA				PROFIT ATTRIBUTABLE TO
Pemilik Entitas Induk	43	23,976,887,476	663,806,247,566	Owner of The Parent Entity
Kepentingan Non-Pengendali	36	(274,235,029)	1,242,173,963	Non-Controlling Interest
JUMLAH		<u>23,702,652,447</u>	<u>665,048,421,529</u>	TOTAL
LABA KOMPREHENSIF YANG DAPAT DIATRIBUSIKAN KEPADA				COMPREHENSIVE INCOME ATTRIBUTABLE TO
Pemilik Entitas Induk		65,121,537,574	664,365,390,842	Owner of The Parent Entity
Kepentingan Non-Pengendali		(212,678,070)	1,242,173,963	Non-Controlling Interest
JUMLAH		<u>64,908,859,504</u>	<u>665,607,564,805</u>	TOTAL
LABA PER SAHAM DASAR	43	7	186	BASIC EARNING PER SHARE

Catatan terlampir merupakan bagian yang tidak terpisahkan dari laporan keuangan konsolidasian secara keseluruhan

The accompanying notes form an integral part of these consolidated financial statements

**PT ADHI KARYA (PERSERO) Tbk
DAN ENTITAS ANAK
LAPORAN POSISI KEUANGAN
KONSOLIDASIAN**
Tanggal 31 Desember 2021 dan 2020
(Disajikan dalam Rupiah)

**PT ADHI KARYA (PERSERO) Tbk
AND SUBSIDIARIES
CONSOLIDATED STATEMENTS OF
FINANCIAL POSITION**
As of December 31, 2021 and 2020
(Expressed in Rupiah)

	Catatan/ Notes	2021 Rp	2020*) Rp	
ASET				ASSETS
Aset Lancar				Current Assets
Kas dan Setara Kas	4	3,152,278,749,730	2,363,649,065,033	Cash and Cash Equivalents
Piutang Usaha	5			Trade Receivables
Pihak Berelasi				Related Parties
(Setelah dikurangi kerugian kredit ekspektasian sebesar Rp74.210.440.215 dan Rp70.844.863.993 pada tanggal 31 Desember 2021 dan 2020)		1,076,000,139,855	1,133,448,302,310	(Net of allowance for expected credit losses Rp74,210,440,215 and Rp70,844,863,993 as of December 31, 2021 and 2020, respectively)
Pihak Ketiga				Third Parties
(Setelah dikurangi kerugian kredit ekspektasian sebesar Rp491.764.235.145 dan Rp508.826.683.746 pada tanggal 31 Desember 2021 dan 2020)		1,651,305,457,968	1,853,066,432,749	(Net of allowance for expected credit losses Rp491,764,235,145 and Rp508,826,683,746 as of December 31, 2021 and 2020, respectively)
Piutang Retensi	6			Retention Receivables
Pihak Berelasi				Related Parties
(Setelah dikurangi kerugian kredit ekspektasian sebesar Rp53.225.165.509 dan Rp27.260.883.618 pada tanggal 31 Desember 2021 dan 2020)		385,562,158,849	259,415,497,733	(Net of allowance for expected credit losses Rp53,225,165,509 and Rp27,260,883,618 as of December 31, 2021 and 2020, respectively)
Pihak Ketiga				Third Parties
(Setelah dikurangi kerugian kredit ekspektasian sebesar Rp93.883.100.113 dan Rp84.423.234.886 pada tanggal 31 Desember 2021 dan 2020)		366,653,953,083	312,909,603,740	(Net of allowance for expected credit losses Rp93,883,100,113 and Rp84,423,234,886 as of December 31, 2021 and 2020, respectively)
Tagihan Bruto Pemberi Kerja	7			Gross Amount Due from Customers
Pihak Berelasi				Related Parties
(Setelah dikurangi kerugian kredit ekspektasian sebesar Rp226.841.944.869 dan Rp191.400.609.535 pada tanggal 31 Desember 2021 dan 2020)		7,227,124,106,305	7,015,945,385,173	(Net of allowance for expected credit losses Rp226,841,944,869 and Rp191,400,609,535 as of December 31, 2021 and 2020, respectively)
Pihak Ketiga				Third Parties
(Setelah dikurangi kerugian kredit ekspektasian sebesar Rp278.987.665.429 dan Rp260.490.074.419 pada tanggal 31 Desember 2021 dan 2020)		5,121,882,526,941	6,503,858,685,790	(Net of allowance for expected credit losses Rp278,987,665,429 and Rp260,490,074,419 as of December 31, 2021 and 2020, respectively)
Persediaan	8	7,451,040,279,223	6,321,043,206,659	Inventories
Uang Muka	9	482,857,256,424	437,639,729,204	Advance Payments
Biaya Dibayar di Muka	10	251,808,408,784	168,134,818,283	Prepaid Expenses
Pajak Dibayar di Muka	11a	640,006,624,745	1,949,721,032,167	Prepaid Taxes
Aset Lancar Lain-lain	12	3,794,423,264,310	1,771,671,627,504	Other Current Assets
Jumlah Aset Lancar		31,600,942,926,217	30,090,503,386,345	Total Current Assets
Aset Tidak Lancar				Non-Current Assets
Aset Real Estat	13	2,787,810,837,707	2,947,323,856,077	Real Estate Assets
Aset Keuangan dari Kontrak Konsesi - Bersih	14	623,310,781,789	169,116,476,745	Financial Assets from Concession Arrangements - Net
Investasi pada Entitas Asosiasi	15	75,024,616,272	44,844,925,840	Investment in Associates
Investasi pada Ventura Bersama	16	936,814,644,443	931,887,531,869	Investment in Joint Ventures
Properti Investasi	17	940,662,000,000	912,441,102,649	Investment Properties
Aset Tetap - Bersih	18	2,150,181,675,985	2,204,377,328,017	Fixed Assets - Net
Aset Hak Guna - Bersih	19	16,039,215,455	26,072,715,269	Right of Use Assets - Net
Investasi Jangka Panjang Lainnya	20	310,661,253,656	304,179,761,656	Other Long-Term Investments
Aset Pajak Tangguhan	11d	4,393,006,843	3,308,577,142	Deferred Tax Assets
Aset Tidak Lancar Lainnya	21	454,496,876,252	459,832,964,942	Other Non-Current Assets
Jumlah Aset Tidak Lancar		8,299,394,908,402	8,003,385,240,206	Total Non-Current Assets
JUMLAH ASET		39,900,337,834,619	38,093,888,626,551	TOTAL ASSETS

*) Direklasifikasi, lihat catatan 55

*) Reclassified, see note 55

Catatan terlampir merupakan bagian yang tidak terpisahkan dari laporan keuangan konsolidasian secara keseluruhan

The accompanying notes form an integral part of these consolidated financial statements as a whole

**PT ADHI KARYA (PERSERO) Tbk
DAN ENTITAS ANAK
LAPORAN POSISI KEUANGAN
KONSOLIDASIAN**
Tanggal 31 Desember 2021 dan 2020
(Disajikan dalam Rupiah)

**PT ADHI KARYA (PERSERO) Tbk
AND SUBSIDIARIES
CONSOLIDATED STATEMENTS OF
FINANCIAL POSITION**
As of December 31, 2021 and 2020
(Expressed in Rupiah)

	Catatan/ Notes	2021 Rp	2020*) Rp	
LIABILITAS DAN EKUITAS				LIABILITIES AND EQUITY
LIABILITAS JANGKA PENDEK				CURRENT LIABILITIES
Utang Bank dan				Bank and Other
Lembaga Keuangan Lainnya	23a	3,824,451,074,290	4,143,899,100,000	Financial Institution Loans
Utang Usaha	22			Trade Payables
Pihak Berelasi		9,941,892,454,568	9,405,714,297,885	Related Parties
Pihak Ketiga		2,473,728,550,642	2,678,691,613,497	Third Parties
Utang Bruto Subkontraktor	24			Gross Amount Due to Subcontractors
Pihak Berelasi		705,790,079,884	917,268,507,010	Related Parties
Pihak Ketiga		5,095,681,272,488	5,053,248,781,864	Third Parties
Utang Pajak	11b	473,670,072,636	683,364,082,555	Taxes Payable
Uang Muka Pemberi Kerja	25a	425,366,744,634	705,379,876,626	Advances Receipts
Pendapatan Diterima di Muka	26	677,527,385,917	571,657,520,601	Unearned Revenues
Beban Akrua	27	2,386,576,747,021	1,624,817,511,833	Accrued Expenses
Utang Retensi	28a			Retention Payables
Pihak Berelasi		1,423,929,450	33,372,497,480	Related Parties
Pihak Ketiga		353,729,647,919	543,292,218,537	Third Parties
Utang Bank dan Lembaga Keuangan Lainnya yang Jatuh Tempo dalam Setahun	23b	166,102,610,000	342,908,333,333	Current Maturities of Bank and Other Financial Institution Loans
Surat Utang Jangka Menengah	23c	200,000,000,000	200,000,000,000	Medium Term Note
Utang Obligasi	30a	4,240,641,856,847	--	Bond Payables
Liabilitas Jangka Pendek Lainnya	29a	139,455,953,917	165,584,021,614	Other Current Liabilities
Liabilitas Imbalan Kerja	31	21,413,562,100	13,451,140,769	Employee Benefit Liabilities
Jumlah Liabilitas Jangka Pendek		31,127,451,942,313	27,082,649,503,604	Total Current Liabilities
LIABILITAS JANGKA PANJANG				NON-CURRENT LIABILITIES
Utang Retensi	28b			Retention Payables
Pihak Berelasi		37,277,377,950	--	Related Parties
Pihak Ketiga		239,494,201,888	3,334,404,129	Third Parties
Uang Muka Pemberi Kerja	25b	371,004,093,410	41,729,596,721	Advances Receipts
Utang Bank dan				Bank and Other
Lembaga Keuangan Lainnya	23b	841,200,518,388	749,467,454,534	Financial Institution Loans
Utang Obligasi	30b	1,241,014,958,545	4,309,020,519,565	Bond Payables
Liabilitas Imbalan Kerja	31	312,430,169,770	301,519,079,298	Employee Benefit Liabilities
Liabilitas Pajak Tanggahan	11d	27,246,938,856	27,446,827,591	Deferred Tax Liabilities
Liabilitas Jangka Panjang Lainnya	29b	45,510,431,074	3,910,793,751	Other Non-Current Liabilities
Jumlah Liabilitas Jangka Panjang		3,115,178,689,881	5,436,428,675,589	Total Non-Current Liabilities
JUMLAH LIABILITAS		34,242,630,632,194	32,519,078,179,193	TOTAL LIABILITIES
EKUITAS				EQUITY
Ekuitas yang Dapat Diatribusikan kepada Pemilik Entitas Induk				Equity Attributable to Owners of the Parent Entity
Modal Saham - Nilai Nominal				Capital Stock - Rp 100 par Value per Share
Rp 100 per Saham Modal Dasar				Authorized Capital - 14,000,000,000
- 14,000,000,000 Saham Modal Ditempatkan dan Disetor Penuh				Shares Subscribed and Paid Up Capital
- 3,560,849,376 Saham	32	356,084,937,600	356,084,937,600	- 3,560,849,376 Shares
Tambahan Modal Disetor	33	2,588,833,884,853	2,588,833,884,853	Additional Paid in Capital
Selisih Transaksi dengan Pihak Non Pengendali	36	3,117,842,245	3,117,842,245	Difference in Transaction with Non-Controlling Interest
Saldo Laba	34			Retained Earnings
Ditentukan Penggunaannya		3,461,431,645,483	3,461,431,645,483	Appropriated
Belum Ditentukan Penggunaannya		(1,420,054,611,252)	(1,471,606,750,407)	Unappropriated
Surplus Revaluasi Tanah	35	610,405,303,106	610,405,303,106	Revaluation Surplus of Land
Ekuitas yang Dapat Diatribusikan kepada Pemilik Entitas Induk		5,599,819,002,035	5,548,266,862,880	Equity Attributable to Owners of the Parent Entity
Kepentingan Non Pengendali	36	57,888,200,390	26,543,584,478	Non-Controlling Interest
JUMLAH EKUITAS		5,657,707,202,425	5,574,810,447,358	TOTAL EQUITY
JUMLAH LIABILITAS DAN EKUITAS		39,900,337,834,619	38,093,888,626,551	TOTAL LIABILITIES AND EQUITY

*) Direklasifikasi, lihat catatan 55

*) Reclassified, see note 55

Catatan terlampir merupakan bagian yang tidak terpisahkan dari laporan keuangan konsolidasian secara keseluruhan

The accompanying notes form an integral part of these consolidated financial statements as a whole

**PT ADHI KARYA (PERSERO) Tbk
DAN ENTITAS ANAK
LAPORAN LABA RUGI DAN PENGHASILAN
KOMPREHENSIF LAIN KONSOLIDASIAN**
Untuk Tahun-tahun yang Berakhir Pada Tanggal
31 Desember 2021 dan 2020
(Disajikan dalam Rupiah)

**PT ADHI KARYA (PERSERO) Tbk
AND SUBSIDIARIES
CONSOLIDATED STATEMENTS OF PROFIT OR
LOSS AND OTHER COMPREHENSIVE INCOME**
For the Years Ended
December 31, 2021 and 2020
(Expressed in Rupiah)

	Catatan/ Notes	2021 Rp	2020 Rp	
PENDAPATAN USAHA	37	11,530,471,713,036	10,827,682,417,205	REVENUES
BEBAN POKOK PENDAPATAN	38	(9,774,045,780,098)	(9,091,968,816,661)	COST OF REVENUES
LABA BRUTO		<u>1,756,425,932,938</u>	<u>1,735,713,600,544</u>	GROSS PROFITS
BEBAN USAHA				OPERATING EXPENSES
Beban Penjualan	39	(11,989,462,835)	(18,620,371,482)	Selling Expenses
Beban Umum dan Administrasi	39	(623,375,724,730)	(709,060,369,527)	General and Administrative Expenses
JUMLAH BEBAN USAHA		<u>(635,365,187,565)</u>	<u>(727,680,741,009)</u>	TOTAL OPERATING EXPENSES
LABA USAHA		<u>1,121,060,745,373</u>	<u>1,008,032,859,535</u>	PROFIT FROM OPERATION
Bagian Laba Ventura Bersama	40	361,813,790,784	156,794,066,638	Share of Profit of Joint Ventures
Bagian Rugi Entitas Asosiasi	15	(6,289,309,568)	(835,946,456)	Share of Losses of Associates
Beban Keuangan	41	(864,488,781,253)	(794,518,842,962)	Financial Charges
Beban Lainnya - Bersih	42	(169,021,923,486)	(13,101,447,657)	Other Expense - Net
Beban Pajak Penghasilan Final	11c	(343,846,526,313)	(316,605,342,000)	Final Income Tax Expenses
LABA SEBELUM PAJAK		<u>99,232,995,537</u>	<u>39,735,297,098</u>	PROFIT BEFORE TAX
PAJAK PENGHASILAN				INCOME TAX
Beban Pajak Penghasilan Tidak Final	11c	(13,824,339,300)	(17,764,248,560)	Non-Final Income Tax Expenses
Manfaat Pajak Tangguhan	11c	1,091,144,148	1,731,603,909	Deferred Tax Benefit
JUMLAH BEBAN PAJAK PENGHASILAN - BERSIH		<u>(12,733,195,152)</u>	<u>(16,032,644,651)</u>	TOTAL INCOME TAX EXPENSES - NET
LABA TAHUN BERJALAN		<u><u>86,499,800,385</u></u>	<u><u>23,702,652,447</u></u>	PROFIT FOR THE YEAR
PENGHASILAN KOMPREHENSIF LAIN SETELAH PAJAK				OTHER COMPREHENSIVE INCOME - NET OF TAX
Pos-pos yang Tidak Akan Direklasifikasi ke Laba Rugi				Items that Will Not Be Reclassified Subsequently to Profit or Loss
Pengukuran Kembali Program Imbal Kerja Pasti	31	(3,633,045,318)	(104,709,179,779)	Remeasurement of Defined Benefits Plan
Surplus Revaluasi Tanah - Bersih	35	-	145,915,386,836	Surplus on Revaluation of Land - Net
PENGHASILAN KOMPREHENSIF LAIN TAHUN BERJALAN		<u>(3,633,045,318)</u>	<u>41,206,207,057</u>	OTHER COMPREHENSIVE INCOME FOR THE YEAR
JUMLAH LABA KOMPREHENSIF TAHUN BERJALAN		<u><u>82,866,755,067</u></u>	<u><u>64,908,859,504</u></u>	TOTAL COMPREHENSIVE INCOME FOR THE YEAR
LABA YANG DAPAT DIATRIBUSIKAN KEPADA				PROFIT ATTRIBUTABLE TO
Pemilik Entitas Induk	43	55,185,184,473	23,976,887,476	Owner of The Parent Entity
Kepentingan Non-Pengendali		<u>31,314,615,912</u>	<u>(274,235,029)</u>	Non-Controlling Interest
JUMLAH		<u><u>86,499,800,385</u></u>	<u><u>23,702,652,447</u></u>	TOTAL
LABA KOMPREHENSIF YANG DAPAT DIATRIBUSIKAN KEPADA				COMPREHENSIVE INCOME ATTRIBUTABLE TO
Pemilik Entitas Induk		51,552,139,155	65,121,537,574	Owner of The Parent Entity
Kepentingan Non-Pengendali	36	<u>31,314,615,912</u>	<u>(212,678,070)</u>	Non-Controlling Interest
JUMLAH		<u><u>82,866,755,067</u></u>	<u><u>64,908,859,504</u></u>	TOTAL
LABA PER SAHAM DASAR	43	15.50	6.73	BASIC EARNING PER SHARE

Catatan terlampir merupakan bagian yang tidak terpisahkan dari laporan keuangan konsolidasian secara keseluruhan

The accompanying notes form an integral part of these consolidated financial statements as a whole



LAMPIRAN 12

(Surat Keterangan hasil *Similarity Check*)



UNIVERSITAS MUHAMMADIYAH PONOROGO
LEMBAGA LAYANAN PERPUSTAKAAN
Jalan Budi Utomo 10 Ponorogo 63471 Jawa Timur Indonesia
Telp (0352) 481124, 487662 Fax (0352) 461796,
Website: library.umpo.ac.id
TERAKREDITASI A
(SK Nomor 00137/LAP.PT/III.2020)

SURAT KETERANGAN
HASIL SIMILARITY CHECK KARYA ILMIAH MAHASISWA
UNIVERSITAS MUHAMMADIYAH PONOROGO

Dengan ini kami nyatakan bahwa karya ilmiah dengan rincian sebagai berikut:

Nama : Dinda Pritia Sandi Pramaista

NIM : 19441704

Prodi : S1 Akuntansi

Judul : PENGARUH CURRENT RATIO, QUICK RATIO, DEBT TO TOTAL ASSET RATIO, DAN DEBT TO EQUITY RATIO TERHADAP RETURN ON INVESTMENT PERUSAHAAN SUB SEKTOR KONSTRUKSI YANG TERDAFTAR DI BURSA EFEK INDONESIA

Dosen pembimbing :

1. Arif Hartono, S.E., M.SA

2. Iin Wijayanti, SE., M.Ak

Telah dilakukan check plagiasi berupa Skripsi di L2P Universitas Muhammadiyah Ponorogo dengan prosentase kesamaan sebesar 20 %

Demikian keterangan ini dibuat untuk digunakan sebagaimana mestinya.

Ponorogo, 25 Januari 2023

Petugas pemeriksa



(Mohamad Ulil Albab, SIP)

NIK.1989092720150322

Nb: Dosen pembimbing dimohon untuk mengecek kembali keaslian soft file karya ilmiah yang telah diperiksa melalui Turnitin perpustakaan



LAMPIRAN 13
(Berita Acara Bimbingan Skripsi)



UNIVERSITAS MUHAMMADIYAH PONOROGO

FAKULTAS EKONOMI

Jl. Budi Utomo No. 10 Ponorogo 63471 Jawa Timur Indonesia
Telp (0352) 481124, Fax. (0352) 461796, e-mail : akademik@umpo.ac.id Website :www.umpo.ac.id
Akreditasi Institusi B oleh BAN-PT
(SK Nomor : 77/SK/BAN-PT/Ak-PPJ/PT/IV/2020)

BERITA ACARA BIMBINGAN SKRIPSI

1. Nama Mahasiswa : DINDA PRITIA SANDI PRAMAISTA
2. NIM : 19441704
3. Jurusan : Akuntansi
4. Bidang : Analisis Laporan Keuangan
5. Alamat : Jl Puspita Jaya RT 01 / RW 01 Krajan Ngrupit Jenangan Ponorogo
6. Judul Skripsi : Pengaruh *Current Ratio*, *Quick Ratio*, *Debt to Total Asset Ratio*, dan *Debt to Equity Ratio* terhadap *Return on Investment* Perusahaan Sub Sektor Konstruksi yang terdaftar di Bursa Efek Indonesia.
7. Masa Pembimbingan : September 2021 s/d Agustus 2022
8. Tanggal Mengajukan Skripsi :
9. Konsultasi :

Tanggal Disetujui	BAB	Paraf Pembimbing
16-7-2021	Revisi Proposal	f.
3-11-2021	Revisi Proposal	f. f.
12-11-2021	Revisi Proposal	f. f.
7-2-2022	ACC Proposal	f. f.
22/02/2022	Revisi Proposal	f.
29/03/2022	Revisi Proposal.	f.
12/04/2022	Revisi Proposal.	f.
12/04/2022	Revisi Proposal	f.
20/04/2022	ACC Proposal	f.
30/4/2022	Revisi Bab 1,2,3	f.
8/5/2022	Revisi Bab 1,2,3	f. f.
16/5/2022	Acc. Bab 1,2,3	f. f.
29/5/2022	Revisi Bab 4 & 5	f. f.
24/6/2022	Revisi Bab 4 & 5	f. f.
20/7/2022	Revisi Bab 4 & 5	f.

