



# *APPENDIXES*



# APPENDIX 1

*Students List*

<b>NO</b>	<b>NAMA</b>	<b>KETERANGAN</b>
1.	Ahmad Aji Antoro	L
2.	Anik Kurniawati	P
3.	Anita Eftianingsih	P
4.	Darmi	P
5.	Dewi Fitrianiingsih	P
6.	Diana Wulandari	P
7.	Teti Kristina	P
8.	Fina Ayu Lestari	P
9.	Indarwati	P
10.	Lasto	L
11.	Luki Muhammad D F	L
12.	Linda	P
13.	Maryadi	L
14.	Novi Yulianingsih	P
15.	Pendi Irawan	L
16.	Putri Nanda Kirana	P
17.	Surami	P
18.	Wahyudi Prasetyo	L
19.	Widiastuti	P
20.	Yahmi	P
21.	Agus Setiawan	L
22.	Andri	L
23.	Angga Romelan	L
24.	Devit Lutviana	P
25.	Dewi	P
26.	Dwi Sucipto	L
27.	Jihan Mustika	P
28.	Margono	L
29.	Saiful Nurhuda	L
30.	Sugeng Prayogatama	L
31.	Sumini	P
32.	Susanti	P
33.	Wahyu Saputra	L
34.	Winda Nurdiyah Ayu K	P
35.	Yuliana	P

# APPENDIX 2

*Lesson Plan cycle I*



**RENCANA PELAKSANAAN PEMBELAJARAN  
MATA PELAJARAN BAHASA INGGRIS  
CYCLE 1**

Satuan Pendidikan	: SMP
Mata Pelajaran	: Bahasa Inggris
Kelas / semester	: VIII / 2
Skill	: Reading
Jenis teks	: Narrative Text
Waktu	: 4 X 45 Menit
Jumlah Pertemuan	: 2 kali pertemuan

**Standar Kompetensi**

1. Memahami makna dalam esei pendek sederhana berbentuk narrative untuk berinteraksi dengan lingkungan sekitar.

**Kompetensi Dasar**

- 1.1 Membaca teks fungsional dan essai pendek sederhana berbentuk narrative dengan ucapan, tekanan dan intonasi yang benar yang berkaitan dengan lingkungan sekitar

**Sub Kompetensi Dasar**

- 1.1.1 Membaca teks fungsional dan essai pendek sederhana berbentuk narrative dengan ucapan, tekanan dan intonasi yang benar yang berkaitan dengan lingkungan sekitar

**Indikator**

- 1.1.1 Membaca teks berbentuk narrative
- 1.1.2 Menyebutkan informasi dalam text narrative
- 1.1.3 Menemukan main idea dalam text narrative
- 1.1.4 Menjawab pertanyaan tentang isi teks narrative

**Tujuan Pembelajaran**

Setelah mengikuti kegiatan pembelajaran, peserta didik dapat:

- 1.1.1 Menyebutkan informasi tersurat dalam text narrative
- 1.1.2 Menemukan main idea dalam text narrative
- 1.1.3 Menjawab pertanyaan tentang isi teks narrative

**Materi Pembelajaran**

**NARRATIVE**

- Narrative is a text which contains about story (fiction/non fiction/tales/folktales/fables/myths/epic) and its plot consists of climax of the story (complication) then followed by the resolution.

- A narrative text is a text amuse, entertain and deal with actual or vicarious experience in different ways. Narrative deal with problematic events which lead to a crisis or turning point of some kind, which in turn finds a resolution.
- The narrative text short story is telling of a story or an account of a sequence of events. One of the four traditional forms of composition (along with description, exposition, and persuasion). Narration differs from exposition, which can also relate a sequence of events, in that narration need not be factual and may be written from the perspective of a character in the text.
- Generic Structure of narrative text:
  - Orientation : When and where the story happened and introduce the participants of the story
  - Complication : Tells the beginning of the problems which lead to the crisis ( climax) of the main participant
  - Resolution : The problem ( the crisis ) is resolve, either in happy ending or sad ending
  - Re-orientation : This is a closing remark to the story and it is optional. It consists of a moral lesson, advice or teaching from the writer.

Example

### **Malin Kundang**

Once upon a time, there was a poor woman who had lost her husband, but had a son named Malin Kundang. One day, Malin Kundang sailed away. Ever since leaving, his mother went to the shore every day, waiting for him to return.

After years, her waiting came to an end when a luxurious ship docked at the shore. A young couple in extravagant clothes stepped down from the ship. Malin's mother was sure that the young man was her son. She tried to embrace him, but he avoided her. He didn't admit the woman was his mother.

Being denied humiliated, Malin's mother cursed her son. Instantly, the luxurious ship was struck by a hurricane and her cursed son turned into a rock.


### **Model Pembelajaran**

Materi Cerita Pendek.

### Kegiatan Pembelajaran Pertemuan I

NO	TAHAPAN		AKTIVITAS		WAKTU	
			GURU	SISWA		
1	E X P L O R A T I O N	Kegiatan Awal	1. Salam dan mengecek kehadiran peserta didik 2. Melakukan perkenalan 3. Apersepsi dan memotivasi peserta didik dengan menyampaikan kompetensi yang ingin dicapai	1. Menjawab salam dari guru 2. Melakukan perkenalan singkat 3. Mendengarkan penjelasan guru dengan seksama	10 menit	
2		E L A B O R A T I O N	Kegiatan Inti	4. Menyampaikan teks yang berbentuk narrative 5. Memberikan contoh narative teks 6. Membagi Siswa menjadi 5 kelompok 7. Menyuruh setiap kelompok mengidentifikasi teks naarative yang telah diberikan 8. Siswa memahami dan mengidentifksi teks narrative berdasarakan strategi yang diterapkan	4. Memperhatikan penjelasan guru 5. Memperhatikan guru 6. Siswa membentuk kelompok 7. Siswa membaca teks narrative. 8. Siswa memahami teks	60 menit

3	R E F L E C T I O N	Kegiatan Akhir	<p>9. Memberikan kesempatan kepada siswa untuk bertanya tentang hal – hal yang belum di pahami</p> <p>10. Menyimpulkan materi yang telah dibahas</p> <p>11. Menutup dengan salam</p>	<p>9. Bertanya tentang hal – hal yang belum dipahami</p> <p>10. Memperhatikan penjelasan guru</p> <p>11. Menjawab salam</p>	10 menit
---	--	----------------	--	---	----------





## Kegiatan Pembelajaran Pertemuan II

NO	TAHAPAN		AKTIVITAS		WAKTU
			GURU	SISWA	
1	E X P L O R A T I O N	Kegiatan Awal	1. Salam dan mengecek kehadiran peserta didik 2. Memberikan pertanyaan tentang pelajaran pertemuan sebelumnya	1. Menjawab salam dari guru 2. Menjawab pertanyaan guru	10 menit
2	E L A B O R A T I O N	Kegiatan Inti	3. Guru mereview materi yang telah disampaikan sebelumnya 4. Memberi soal untuk dikerjakan 5. Meminta siswa untuk mengumpulkan lembar jawaban	3. Memperhatikan penjelasan guru 4. Mengerjakan soal yang telah diberikan 5. Siswa mengumpulkan lembar jawaban	60 menit
3	R E F L E C T I O N	Kegiatan Akhir	6. Menanyakan kesulitan siswa selama proses belajar 7. Menutup dengan salam	6. Siswa merespon 16 Menjawab salam	10 menit

### Sumber Belajar

- LKS kelas VIII
- Buku paket Bahasa Inggris
- script narrative text

## Media

- Print Out materi pembelajaran
- Print Out teks

## Pedoman Penilaian

1. Teknik Penilaian : Tes
2. Bentuk Instrument: Penilaian tes tulis berbentuk essay

Untuk rubrik penilaian reading teks narrative sebagai berikut:

Skor maksimal = 10

Nilai siswa =  $\frac{\text{Skor perolehan}}{\text{Skor maksimal}} \times 100 = \dots$

$$= \frac{\text{Skor perolehan}}{10} \times 100 = \dots$$

Tes penilaian essay:

KRITERIA	SKOR
Jawaban benar , tata bahasa benar	5
Jawaban benar, tata Bahasa kurang benar	4
Jawaban kurang benar , tata Bahasa benar	3
Jawaban kurang benar, tata Bahasa kuarng benar	2
Jawaban salah, tata Bahasa salah	1

Skor maksimal =  $10 \times 5 = 50$

Nilai siswa =  $\frac{\text{Skor perolehan}}{\text{Skor maksimal}} \times 100 = \dots$

$$= \frac{\text{Skor perolehan}}{50} \times 100 = \dots$$

## Lampiran

1. Instrumen penilaian lengkap dengan soal dan jawaban.

Mengetahui,

Pacitan, 3 Agustus 2016

Guru Bahasa Inggris

Peneliti

Indriawan Wibisono, S.Pd

Ibnu Nanang A

NIP. 19790705 201406 1 003

NIM. 12331713



## **Lampiran**

### **Test 1**

#### **Romeo and Juliet**

Romeo Montague and Juliet Capulet lived in Verona. They met at party and it was love at first sight. Their families were enemies so the young couple could not meet in the open. They married in secret with the help of a priest, Friar Laurence, and Juliet's maid.

Juliet's cousin, Tybalt, hated Romeo and the Montagues. One day, he met Romeo and his friend Mercutio in the street. They had a sword fight and Mercutio was killed. Romeo was so upset that he killed Tybalt in revenge.

As a result of this, Romeo had to leave Verona to save his life. He visited Juliet secretly that night and then went to Mantua. Juliet's parents wanted Juliet to marry Paris, a friend of the family. They arranged the marriage and Juliet was sad. She asked friar Laurence to help her. He suggested a plan: he gave her a drug to make her sleep for a long time and appear dead to everyone else. When Juliet woke up, she could join Romeo in Mantua. Friar Laurence promised to write to Romeo and explain the plan.

The night before the wedding, Juliet took the drug and her family found her "dead" in the morning. The wedding celebration turned into a funeral. Unfortunately, Romeo never received the letter from Friar Laurence. He returned to Verona, when he found Juliet's body. He thought she was dead and he was so shocked that he killed himself. When Juliet woke up and saw Romeo lying dead beside her, she killed herself too, with his dagger.

As a result of this tragic of events, the Capulets and the Montagues agreed to stop fighting and live in peace together.

***Answer the questions below based on the text!***

1. Who was Tybalt?
2. Where did Romeo and Juliet live?
3. Where did they meet?
4. Why were they not able to see in the open?
5. Who was Mercutio?
6. Why did Romeo kill himself?
7. Why did Juliet killed herself too?

8. What happened to the two families after this tragedy?
9. “They married in secret with the help of a priest, Friar Laurence, and Juliet’s maid.” (paragraph 1 line 2). What does the word ‘they’ refer to?
10. What moral value can you take from the story?

**Answer Key**

1. Tybalt is Juliet’s cousin
2. Romeo and Juliet live in Verona
3. They meet at party
4. They not able to see in the open because their families were enemies
5. Marcuito is friend of Romeo
6. Romeo kill himself ecause he thought Juliet was dead.
7. Juliet kill herself because she saw Romeo lying dead beside her
8. The Copulets and the Montagues agreed to stop fighting and live in peace together
9. Romeo and Juliet
10. Example answer: miscommunication can lead to tragedy.

**Kriteria Penilaian**

KRITERIA	SKOR
Jawaban benar , tata bahasa benar	5
Jawaban benar, tata Bahasa kurang benar	4
Jawaban kurang benar , tata Bahasa benar	3
Jawaban kurang benar, tata Bahasa kuarng benar	2
Jawaban salah, tata Bahasa salah	1

Skor maksimal =  $10 \times 5 = 50$

Nilai siswa =  $\frac{\text{Skor perolehan}}{\text{Skor maksimal}} \times 100 = \dots$

Skor maksimal

=  $\frac{\text{Skor perolehan}}{\text{Skor maksimal}} \times 100 = \dots$

50



# APPENDIX 3

*Lesson Plan cycle II*



**RENCANA PELAKSANAAN PEMBELAJARAN  
MATA PELAJARAN BAHASA INGGRIS  
CYCLE 2**

Satuan Pendidikan	: SMP
Mata Pelajaran	: Bahasa Inggris
Kelas / semester	: VIII / 1
Skill	: Reading
Jenis teks	: Narrative Text
Waktu	: 4 X 45 Menit
Jumlah Pertemuan	: 2 kali pertemuan

**Standar Kompetensi**

1. Memahami makna dalam esai pendek sederhana berbentuk narrative untuk berinteraksi dengan lingkungan sekitar.

**Kompetensi Dasar**

- 1.1 Membaca teks fungsional dan esai pendek sederhana berbentuk narrative dengan ucapan, tekanan dan intonasi yang benar yang berkaitan dengan lingkungan sekitar

**Sub Kompetensi Dasar**

- 1.1.1 Membaca teks fungsional dan esai pendek sederhana berbentuk narrative dengan ucapan, tekanan dan intonasi yang benar yang berkaitan dengan lingkungan sekitar

**Indikator**

- 1.1.5 Membaca teks berbentuk narrative
- 1.1.6 Menyebutkan informasi dalam text narrative
- 1.1.7 Menemukan main idea dalam text narrative
- 1.1.8 Menjawab pertanyaan tentang isi teks narrative

**Tujuan Pembelajaran**

Setelah mengikuti kegiatan pembelajaran, peserta didik dapat:

- 1.1.4 Menyebutkan informasi tersurat dalam text narrative
- 1.1.5 Menemukan main idea dalam text narrative
- 1.1.6 Menjawab pertanyaan tentang isi teks narrative

**Materi Pembelajaran**

**NARRATIVE**

- Narrative is a text which contains about story (fiction/non fiction/tales/folktales/fables/myths/epic) and its plot consists of climax of the story (complication) then followed by the resolution.
- A narrative text is a text amuse, entertain and deal with actual or vicarious experience in different ways. Narrative deal with problematic events which lead to a crisis or turning point of some kind, which in turn finds a resolution.



- The narrative text short story is telling of a story or an account of a sequence of events. One of the four traditional forms of composition (along with description, exposition, and persuasion). Narration differs from exposition, which can also relate a sequence of events, in that narration need not be factual and may be written from the perspective of a character in the text.
- Generic Structure of narrative text:
  - Orientation : When and where the story happened and introduce the participants of the story
  - Complication : Tells the beginning of the problems which lead to the crisis ( climax) of the main participant
  - Resolution : The problem ( the crisis ) is resolve, either in happy ending or sad ending
  - Re-orientation : This is a closing remark to the story and it is optional. It consists of a moral lesson, advice or teaching from the writer.

Example

### **The Old Woman and the Physician**

An old woman having lost the use of her eyes, called in a Physician to heal them, and made this bargain with him in the presence of witnesses: that if he should cure her blindness, he should receive from her a sum of money; but if her infirmity remained, she should give him nothing. This agreement being made, the physician, time after time, applied his salve to her eyes, and on every visit took something away, stealing all her property little by little. And when he had got all she had, he healed her and demanded the promised payment.

The old woman, when she recovered her sight and saw none of her goods in her house, would give him nothing. The physician insisted on his claim, and as she still refused, summoned her before the Judge. The Old Woman, standing up in the Court, argued, "This man here speaks the truth in what he says; for I did promise to give him a sum of money if I should recover my sight: but if I continued blind, I was to give him nothing. Now he declares that I am healed. I, on the contrary, affirm that I am still blind; for when I lost the use of my eyes, I saw in my house various chattels and valuable goods; but now, though he swears I am cured of my blindness, I am not able to see a single thing in it.

## **Model Pembelajaran**

Materi Cerita Pendek.



### Kegiatan Pembelajaran Pertemuan I

NO	TAHAPAN		AKTIVITAS		WAKTU
			GURU	SISWA	
1	E X P L O R A T I O N	Kegiatan Awal	12. Salam dan mengecek kehadiran peserta didik 13. Apersepsi dan memotivasi peserta didik dengan menyampaikan kompetensi yang ingin dicapai	12. Menjawab salam dari guru 13. Mendengarkan penjelasan guru dengan seksama	10 menit
2	E L A B O R A T I O N	Kegiatan Inti	14. Mereview materi yang telah diberikan pada pertemuan sebelumnya 15. Menjelaskan pengertian tentang teks narative 16. Membagi siswa menjadi 5 kelompok 17. Memberikan contoh teks narative kepada masing-masing kelompok	14. Menjawab pertanyaan guru 15. Mendengarkan penjelasan guru 16. Membentuk kelompok 17. Menerima teks	55 menit
3	R E F L E C T I O N	Kegiatan Akhir	18. Memberikan kesempatan kepada siswa untuk bertanya tentang hal – hal yang belum dipahami 19. Menyimpulkan materi yang telah dibahas	18. Bertanya tentang hal – hal yang belum dipahami 19. Memperhatikan penjelasan guru	15 menit
			20. Menutup dengan salam	20. Menjawab salam	

### Kegiatan Pembelajaran Pertemuan II

NO	TAHAPAN		AKTIVITAS		WAKTU
			GURU	SISWA	
1	E X P L O R A T I O N	Kegiatan Awal	<p>7. Salam dan mengecek kehadiran peserta didik</p> <p>8. Apersepsi dan memotivasi peserta didik dengan menyampaikan kompetensi yang ingin dicapai</p>	<p>8. Menjawab salam dari guru</p> <p>9. Mendengarkan penjelasan guru dengan seksama</p>	10 menit
2	E L A B O R A T I O N	Kegiatan Inti	<p>10. Memberikan pertanyaan kepada siswa tentang teks narrative yang telah dijelaskan pada pertemuan sebelumnya</p> <p>11. Guru mereview materi yang telah diajarkan</p> <p>12. Memberikan soal untuk diajarkan</p> <p>13. Meminta siswa untuk mengumpulkan lembar jawaban</p>	<p>9. Memperhatikan penjelasan guru</p> <p>10. Memperhatikan guru</p> <p>11. Mengerjakan soal yang telah diberikan</p> <p>12. Mengumpulkan lembar jawaban</p>	60 menit
3	R E F L E C T I O N	Kegiatan Akhir	<p>14. Memberikan kesempatan kepada siswa untuk bertanya tentang hal – hal yang belum di pahami</p> <p>15. Menutup dengan salam</p>	<p>13. Siswa merespon</p> <p>14. Menjawab salam</p>	10 menit

### Sumber Belajar

- LKS kelas VIII
- Buku paket Bahasa Inggris
- [www.belajarbahasainggris.us](http://www.belajarbahasainggris.us)

### Media

- Print Out materi pembelajaran
- Print Out teks

### Pedoman Penilaian

3. Teknik Penilaian : Tes
4. Bentuk Instrument: Penilaian tes tulis berbentuk essay

Untuk rubrik penilaian reading teks narrative sebagai berikut:

Skor maksimal = 10

Nilai siswa =  $\frac{\text{Skor perolehan}}{\text{Skor maksimal}} \times 100 = \dots$

Skor maksimal

=  $\frac{\text{Skor perolehan}}{10} \times 100 = \dots$

10

Tes penilaian essay:

KRITERIA	SKOR
Jawaban benar , tata bahasa benar	5
Jawaban benar, tata Bahasa kurang benar	4
Jawaban kurang benar , tata Bahasa benar	3
Jawaban kurang benar, tata Bahasa kuarng benar	2
Jawaban salah, tata Bahasa salah	1

Skor maksimal =  $10 \times 5 = 50$

Nilai siswa =  $\frac{\text{Skor perolehan}}{\text{Skor maksimal}} \times 100 = \dots$

Skor maksimal

=  $\frac{\text{Skor perolehan}}{50} \times 100 = \dots$

**Lampiran**

2. Instrumen penilaian lengkap dengan soal dan jawaban.

Mengetahui,  
Guru Bahasa Inggris

Pacitan, 3 Agustus 2016  
Peneliti

Indriawan Wibisono, S.Pd  
NIP. 19790705 201406 1 003

Ibnu Nanang A  
NIM. 12331713



## Lampiran

### Test 2

#### The Lion and the Mouse

Once when a Lion was asleep a little Mouse began running up and down on his face; this soon wakened the Lion, who placed his huge paw upon him, and opened his big jaws to swallow him. "Pardon, O King," cried the little Mouse: "forgive me this time, I shall never forget it: who knows but I may be able to do you a turn someday?" The Lion was so tickled at the idea of the Mouse being able to help him that he lifted up his paw and let him go.

Sometime after the Lion was caught in a net, and the hunters who desired to carry him alive to the King, tied him to a tree while they went in search of a wagon to carry him on. Just then the little Mouse happened to pass by, and seeing the Lion in the net she went up to him and soon gnawed away the ropes that bound the King of the Beasts, and then she said, "Was I not right?"

***Answer the questions below based on the text!***

1. What is the kind of the text?
2. Who is King?
3. Who cried in this story?
4. What problem did the little mouse have?
5. What problem did the lion have?
6. What did the mouse mean when he said, "who knows but what I may be able to do you a turn some of these days?"
7. What did the mouse do to help the lion?
8. "...she went up to him and soon gnawed away the ropes that bound the King of the Beasts, and then she said, "Was I not right ..." (last line). What does the underlined word refer to?
9. What was Lion felt after little mouse began running up and down on his face?
10. What do you think about this story? According to yourself . . . . .

***Answer Key***

1. The text is narrative text
2. The King is has Lion
3. Cried is little mouse
4. The lion caught little mouse
5. He was caught in a net

6. The mouse would help the lion some day
7. She gnawed the ropes
8. The lion King of the Beasts
9. Lion soon wakened
10. Example: The story is good

Kriteria Penilaian

KRITERIA	SKOR
Jawaban benar , tata bahasa benar	5
Jawaban benar, tata Bahasa kurang benar	4
Jawaban kurang benar , tata Bahasa benar	3
Jawaban kurang benar, tata Bahasa kuarng benar	2
Jawaban salah, tata Bahasa salah	1

$$\text{Skor maksimal} = 10 \times 5 = 50$$

$$\text{Nilai siswa} = \frac{\text{Skor perolehan}}{\text{Skor maksimal}} \times 100 = \dots$$

$$= \frac{\text{Skor perolehan}}{\text{Skor maksimal}} \times 100 = \dots$$





# APPENDIX 4

*Observation Checklist Cycle I*

**Table 4.1**

**The Result of Observation Checklist in Cycle 1**

No	Indicators	Category/Score			
		R/1	S/2	O/3	A/4
1	The students' interaction with the teacher.			√	
2	The students are active in teaching reading process.		√		
3	The students ask the teacher about the lesson material.			√	
4	The students pay attention when the teacher explains lesson material.		√		
5	The students are interested in teaching reading using Short Story Material.		√		
6	The students can finish task on time.		√		
Total			4	2	
Score			8	6	

Note:

A : Always = Score 4

O : Often = Score 3

S : Sometimes = Score 2

R : Rarely = Score 1

Total score:  $(4 \times 6) = 24$

From the data above, the researcher concluded that the total score was  $(8+6):24$

$\times 100\% = 58.3\%$ .



# APPENDIX 5

*Observation Checklist Cycle II*

**Table 4.4**

**The Result of Observation Checklist in Cycle 2**

No	Indicators	Category/Score			
		R/1	S/2	O/3	A/4
1	The students' interaction with the teacher.			√	
2	The students are active in teaching reading process.			√	
3	The students ask the teacher about the lesson material.			√	
4	The students pay attention when the teacher explains lesson material.			√	
5	The students are interested in teaching reading using Short Story Material.				√
6	The students can finish task on time.				√
Total				4	2
Score				12	8

Note:

A : Always = Score 4

O : Often = Score 3

S : Sometimes = Score 2

R : Rarely = Score 1

From the data above, the researcher concluded that the total score was  $(12+8):24) \times 100\% = 83\%$ .

# APPENDIX 6

*Questionnaire Cycle I*

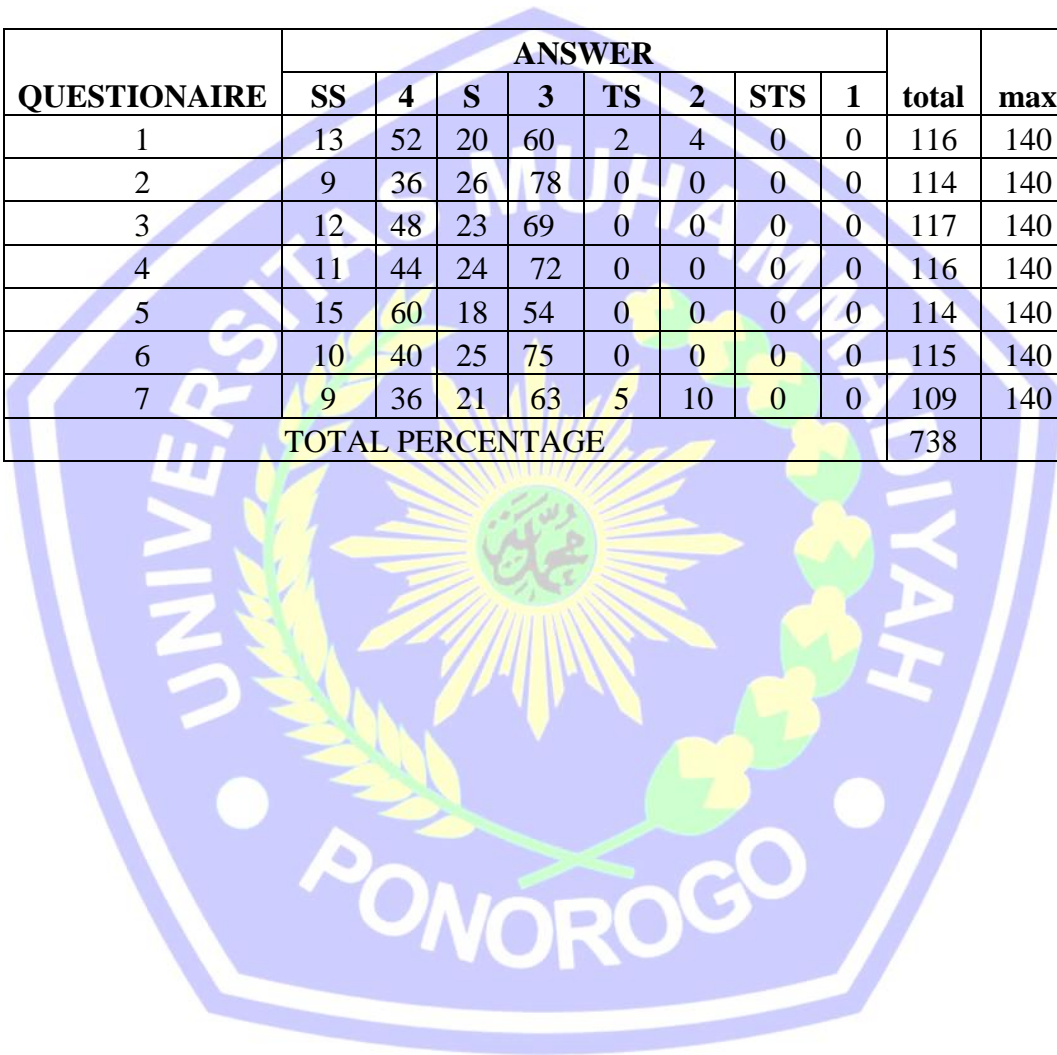


DATA OF QUESTIONNAIRE IN CYCLE 1								
NO	STUDENTS' CODE	QUESTIONNAIRE						
		1	2	3	4	5	6	7
1	Ahmad Aji Antoro	S	S	SS	S	S	SS	S
2	Anik Kurniawati	SS	SS	SS	SS	S	S	S
3	Anita Eftianingsih	S	S	S	S	S	S	S
4	Darmi	SS	S	S	S	SS	S	TS
5	Dewi Fitriyaningsih	SS	S	S	S	SS	S	TS
6	Diana Wulandari	SS	S	S	S	SS	S	TS
7	Teti Kristina	SS	S	S	S	SS	S	SS
8	Fina Ayu Lestari	SS	S	S	S	S	SS	S
9	Indarwati	S	SS	S	SS	S	S	S
10	Lasto	S	S	SS	SS	S	S	S
11	Luki Muhammad D F	TS	S	S	S	TS	S	S
12	Linda	S	S	S	SS	S	S	SS
13	Maryadi	TS	S	S	S	TS	S	S
14	Novi Yulianingsih	SS	S	SS	S	SS	S	SS
15	Pendi Irawan	S	S	SS	S	S	S	TS
16	Putri Nanda Kirana	SS	S	S	S	SS	S	TS
17	Surami	S	SS	S	SS	SS	SS	SS
18	Wahyudi Prasetyo	S	SS	S	S	S	SS	S
19	Widiastuti	SS	S	SS	S	SS	S	SS
20	Yahmi	SS	SS	S	S	S	SS	S
21	Agus Setiawan	SS	S	S	SS	S	S	SS
22	Andri	SS	S	S	SS	S	S	S
23	Angga Romelan	S	S	S	S	SS	S	SS
24	Devit Lutviana	S	S	S	S	S	S	S
25	Dewi	S	S	SS	SS	S	SS	S
26	Dwi Sucipto	S	S	S	S	SS	S	SS
27	Jihan Mustika	S	SS	S	S	S	SS	S
28	Margono	S	S	SS	SS	SS	SS	S
29	Saiful Nurhuda	S	SS	S	S	SS	S	SS
30	Sugeng Prayogatama	S	S	S	S	S	S	S
31	Sumini	S	S	SS	SS	S	SS	S
32	Susanti	SS	SS	S	S	S	S	S
33	Wahyu Saputra	S	S	SS	S	SS	S	S
34	Winda Nurdiyah Ayuk	S	S	SS	SS	S	SS	S
35	Yuliana	S	SS	SS	S	SS	S	S
	<b>TOTAL</b>							

	<b>SS</b>	13	9	12	11	15	10	9
	<b>S</b>	20	26	23	24	18	25	21
	<b>TS</b>	2	0	0	0	2	0	5
	<b>STS</b>	0	0	0	0	0	0	0

### THE RESULT OF QUESTIONAIRE IN CYCLE 1

QUESTIONAIRE	ANSWER								total	max	%
	SS	4	S	3	TS	2	STS	1			
1	13	52	20	60	2	4	0	0	116	140	82.85%
2	9	36	26	78	0	0	0	0	114	140	81.42%
3	12	48	23	69	0	0	0	0	117	140	83.57%
4	11	44	24	72	0	0	0	0	116	140	82.85%
5	15	60	18	54	0	0	0	0	114	140	81.42%
6	10	40	25	75	0	0	0	0	115	140	82.14%
7	9	36	21	63	5	10	0	0	109	140	77.85%
<b>TOTAL PERCENTAGE</b>									<b>738</b>		<b>81.72%</b>



# APPENDIX 7

*Questionnaire Cycle II*





DATA OF QUESTIONNAIRE IN CYCLE 2								
NO	STUDENTS' CODE	QUESTIONNAIRE						
		1	2	3	4	5	6	7
1	Ahmad Aji Antoro	S	S	SS	S	S	SS	S
2	Anik Kurniawati	SS	SS	SS	SS	S	S	S
3	Anita Eftianingsih	S	SS	SS	SS	SS	SS	SS
4	Darmi	SS	S	S	S	SS	S	SS
5	Dewi Fitrianiingsih	SS	S	S	S	S	TS	SS
6	Diana Wulandari	SS	S	S	S	SS	S	SS
7	Teti Kristina	SS	SS	S	SS	SS	S	TS
8	Fina Ayu Lestari	S	S	S	SS	S	SS	S
9	Indarwati	S	S	SS	S	SS	SS	S
10	Lasto	S	S	SS	S	TS	SS	S
11	Luki Muhammad D F	S	TS	SS	TS	S	SS	S
12	Linda	S	SS	SS	S	S	SS	S
13	Maryadi	S	TS	SS	TS	S	S	S
14	Novi Yulianingsih	SS	S	SS	SS	S	SS	SS
15	Pendi Irawan	S	S	SS	S	TS	S	TS
16	Putri Nanda Kirana	SS	S	S	SS	SS	S	SS
17	Surami	S	SS	TS	S	SS	S	S
18	Wahyudi Prasetyo	S	SS	S	S	S	S	S
19	Widiastuti	SS	S	SS	S	SS	SS	SS
20	Yahmi	SS	SS	S	S	SS	S	S
21	Agus Setiawan	S	SS	S	SS	SS	S	SS
22	Andri	S	S	S	SS	S	S	SS
23	Angga Romelan	S	S	S	S	SS	S	SS
24	Devit Lutviana	SS	S	SS	S	SS	SS	SS
25	Dewi	S	S	SS	S	S	S	S
26	Dwi Sucipto	S	S	S	S	SS	S	SS
27	Jihan Mustika	S	S	SS	S	SS	S	S
28	Margono	S	S	SS	SS	SS	SS	SS
29	Saiful Nurhuda	SS	S	S	SS	S	S	SS
30	Sugeng Prayogatama	SS	S	SS	SS	S	S	SS
31	Sumini	S	S	SS	S	S	S	S
32	Susanti	SS	S	SS	S	S	S	S
33	Wahyu Saputra	S	S	S	SS	S	SS	SS
34	Winda Nurdiyah Ayu K	S	S	SS	S	SS	S	SS
35	Yuliana	S	SS	S	S	SS	S	TS
	<b>TOTAL</b>							

	<b>SS</b>	14	9	18	12	17	11	17
	<b>S</b>	21	24	16	21	16	23	15
	<b>TS</b>	0	2	1	2	2	1	3
	<b>STS</b>	0	0	0	0	0	0	0

### THE RESULT OF QUESTIONAIRE IN CYCLE 2

QUESTIONAIRE	ANSWER								total	max	%
	SS	4	S	3	TS	2	STS	1			
1	14	56	21	63	0	0	0	0	119	140	85.00%
2	9	36	24	72	2	4	0	0	112	140	80.00%
3	18	72	16	48	1	2	0	0	122	140	87.14%
4	12	48	21	63	2	4	0	0	115	140	82.14%
5	17	68	16	48	2	4	0	0	120	140	85.71%
6	11	44	23	69	1	2	0	0	115	140	82.14%
7	17	68	15	45	3	6	0	0	119	140	85.00%
TOTAL PERCENTAGE									813		<b>83.87%</b>



# APPENDIX 8

*Test Cycle I*



<b>DATA OF READING TEST RESULT IN CYCLE 1</b>				
<b>NO</b>	<b>STUDENTS' CODE</b>	<b>SCORE</b>	<b>CLASIFICATION</b>	<b>NOTE</b>
1	Ahmad Aji Antoro	64	B	Unaccomplished
2	Anik Kurniawati	72	B	Accomplished
3	Anita Eftianingsih	68	B	Unaccomplished
4	Darmi	66	B	Unaccomplished
5	Dewi Fitriyaningsih	74	B	Accomplished
6	Diana Wulandari	82	A	Accomplished
7	Teti Kristina	72	B	Accomplished
8	Fina Ayu Lestari	78	B	Accomplished
9	Indarwati	78	B	Accomplished
10	Lasto	66	B	Unaccomplished
11	Luki Muhammad DF	70	B	Accomplished
12	Linda	70	B	Accomplished
13	Maryadi	64	B	Unaccomplished
14	Novi Yulianingsih	72	B	Accomplished
15	Pendi Irawan	60	B	Unaccomplished
16	Putri Nanda Kirana	72	B	Accomplished
17	Surami	60	C	Unaccomplished
18	Wahyudi Prasetyo	74	B	Accomplished
19	Widiastuti	66	B	Unaccomplished
20	Yahmi	74	B	Accomplished
21	Agus Setiawan	76	B	Accomplished
22	Andri	74	B	Accomplished
23	Angga Romelan	64	B	Unaccomplished
24	Devit Lutviana	76	B	Accomplished
25	Dewi	74	B	Accomplished
26	Dwi Sucipto	66	B	Unaccomplished
27	Jihan Mustika	82	A	Accomplished
28	Margono	64	B	Unaccomplished
29	Saiful Nurhuda	60	C	Unaccomplished
30	Sugeng Prayogatama	66	B	Unaccomplished

31	Sumini	62	B	Unaccomplished
32	Susanti	78	B	Accomplished
33	Wahyu Saputra	66	B	Unaccomplished
34	Winda Nurdiyah A	78	B	Accomplished
35	Yuliana	74	B	Accomplished
	<b>Total</b>	2462		

$$\bar{x} = \frac{\sum x}{n} \times 100\%$$


*Note:*

$\bar{x}$  : The Mean Score

$\sum x$ : The Sum of students which reach of KKM

$n$  : The Sum of all students

$$\begin{aligned}
 \text{Average} &= \frac{\sum \text{amount of students which reach of KKM}}{\sum \text{all of students}} \times 100\% \\
 &= \frac{20}{35} \times 100\% \\
 &= 57.14\%
 \end{aligned}$$



# APPENDIX 9

*Test Cycle II*



<b>DATA OF READING TEST RESULT IN CYCLE 2</b>				
<b>NO</b>	<b>STUDENTS' CODE</b>	<b>SCORE</b>	<b>CLASIFICATION</b>	<b>NOTE</b>
1	Ahmad Aji Antoro	76	B	Accomplished
2	Anik Kurniawati	72	B	Accomplished
3	Anita Eftianingsih	84	A	Accomplished
4	Darmi	84	A	Accomplished
5	Dewi Fitrianiingsih	84	A	Accomplished
6	Diana Wulandari	92	A	Accomplished
7	Teti Kristina	82	A	Accomplished
8	Fina Ayu Lestari	72	B	Accomplished
9	Indarwati	88	A	Accomplished
10	Lasto	70	B	Accomplished
11	Luki Muhammad D F	70	B	Accomplished
12	Linda	86	A	Accomplished
13	Maryadi	82	A	Accomplished
14	Novi Yulianingsih	74	B	Accomplished
15	Pendi Irawan	74	B	Accomplished
16	Putri Nanda Kirana	74	B	Accomplished
17	Surami	76	B	Accomplished
18	Wahyudi Prasetyo	74	B	Accomplished
19	Widiastuti	70	B	Accomplished
20	Yahmi	84	A	Accomplished
21	Agus Setiawan	84	A	Accomplished
22	Andri	80	B	Accomplished
23	Angga Romelan	76	B	Accomplished
24	Devit Lutviana	84	A	Accomplished
25	Dewi	72	B	Accomplished
26	Dwi Sucipto	78	B	Accomplished
27	Jihan Mustika	80	B	Accomplished
28	Margono	76	B	Accomplished
29	Saiful Nurhuda	78	B	Accomplished
30	Sugeng Prayogatama	78	B	Accomplished
31	Sumini	70	B	Accomplished
32	Susanti	74	B	Accomplished
33	Wahyu Saputra	78	B	Accomplished
34	Winda Nurdiyah Ayu K	80	B	Accomplished
35	Yuliana	74	B	Accomplished
	<b>Total</b>	2730		
	<b>Average</b>	78.00		

$$\bar{x} = \frac{\sum x}{n} \times 100\%$$


*Note:*

$\bar{x}$  : The Mean Score

$\sum x$ : The Sum of students which reach of KKM

$n$  : The Sum of all students

$$\begin{aligned} \text{Average} &= \frac{\sum \text{amount of students which reach of KKM}}{\sum \text{All of students}} \times 100\% \\ &= \frac{35 \times 100\%}{35} \\ &= 100\% \end{aligned}$$







# APPENDIX 10

*Documentation of Teaching and Learning  
Process*







