

DAFTAR PUSTAKA

- Daud, Syafri. 2001. *Manajemen Keuangan Daerah*. Yogyakarta: Unit Penerbit dan Percetakan (UPP) AMP YKPN
- Debora, Debby. 2014. Analisis Kontribusi Pendapatan Asli Daerah (PAD) Dalam Memenuhi APBD Pada Pemerintah Kota Medan
- Depdagri, Kepmendagri. No. 690.900.327 tahun 1996 tentang Pedoman Penilaian dan Kinerja Keuangan
- Dirjen Perimbangan Keuangan Pusat dan Daerah, Departemen Keuangan-RI 2004:60
- Halim, Abdul. 2002. *Akuntansi Keuangan Daerah*. Jakarta: Salemba Empat
- Irawan, T. Setiyo. 2014. Analisis Kinerja Retribusi Pasar Sebagai Pendapatan Asli Daerah
- Jogiyanto. 2004. *Metodologi Penelitian Bisnis*. Edisi 1. Yogyakarta: BPFE UGM
- Keputusan Direktur Jenderal Perhubungan Darat No. 272/HK.105/DRJD/96 tentang Pedoman Teknis Penyelenggaraan Fasilitas Parkir
- Keputusan Menteri Dalam Negeri No. 73 tahun 1999 tentang Pedoman Penyelenggaraan Perparkiran Daerah
- Maharani, U. Perima. 2014. Analisis Kontribusi Pajak Parkir Pada Pendapatan Asli Daerah (PAD). *Jurnal Pendidikan dan Pembelajaran* Vol. 3, No 10 Oktober 2014
- Marselina, B. Ega. 2013. Analisis Kontribusi Pajak Parkir Dan Retribusi Pasar Terhadap Pendapatan Asli Daerah Pada Pemerintahan Kota Padang. Artikel Publikasi Universitas Negeri Padang
- Peraturan Daerah No. 3 Tahun 2001 tentang Retribusi Pasar
- Peraturan Daerah Kabupaten Ponorogo No. 12 Tahun 2011 tentang Pajak Daerah
- Peraturan Daerah Kabupaten Ponorogo No. 14 Tahun 2011 tentang Retribusi Jasa Umum
- Peraturan Daerah Kabupaten Ponorogo No. 15 Tahun 2011 tentang Retribusi Jasa Usaha

Peraturan Pemerintah No. 66 Tahun 2001 tentang Retribusi Daerah

Prasetyo, P. Heru. 2008. Analisis Penerimaan Retribusi Parkir Terhadap Pendapatan Asli Daerah. Skripsi S1 Akuntansi Universitas Sanata Dharma Yogyakarta

Pratama, M. Putri. 2014. Pengaruh Penerimaan Retribusi Parkir Terhadap Peningkatan Pendapatan Asli Daerah

Putri, W. Rahmawati. 2016. Analisis kontribusi Retribusi Parkir Terhadap Pendapatan Asli Daerah Kabupaten Malang. JESP-Vol. 8, NO 1 Maret 2016

Raga, A. Wisnu. 2011. Analisis Kinerja Penerimaan Retribusi Pasar Di Kabupaten Demak Tahun 2006-2009

Sari, T. Mustika. 2013. Analisis Kontribusi Pajak Kendaraan Bermotor Dan Bea Balik Nama Kendaraan Bermotor Terhadap Pendapatan Asli Daerah Provinsi Jawa Tengah. Scientific Work Documents Final Project Akuntansi - S1 Fakultas Ekonomi & Bisnis Universitas Dian Nuswantoro Semarang

Sidik, Machfud. 2002. Optimalisasi Pajak Daerah dan Retribusi Daerah dalam Rangka Meningkatkan Kemampuan Keuangan Daerah. Makalah Ilmiah Bandung

Statistik Daerah Kabupaten Ponorogo, 2016. Badan Pusat Statistik Kabupaten Ponorogo

Supardi. 2005. *Metode Penelitian Ekonomi dan Bisnis*. Yogyakarta: UII Pres

Suparmoko, MA. 2002. *Ekonomi Publik Untuk Keuangan dan Pembangunan Daerah Yogyakarta*

Suwandy, Erly. 2002. *Pajak Daerah*, Salemba Empat, Jakarta.

Undang-Undang No. 18 Tahun 1997. Tentang Pajak Daerah.

Undang-Undang No. 33 Tahun 2004. Tentang Perimbangan Keuangan Antara Pemerintah Pusat dan Pemerintahan Daerah. Dewan Perwakilan Rakyat Indonesia

Undang-Undang No. 34 Tahun 2000. Tentang Pajak Daerah dan Retribusi Daerah

Widodo, Suseno, Triyanto. 1990. *Indicator Ekonomi*, Yogyakarta

Wijaya HAW. 2002. *Penyelenggaraan Otonomi di Indonesia*. Raja Grafindo Persada, Jakarta. BPFE Yogyakarta

Yani, Ahmad. 2002, *Pajak Daerah dan Retribusi Daerah*, Gramedia Pustaka Utama Yogyakarta.

<http://kabponorogo.jdih.jatimprov.go.id/> diakses tgl 18 Maret 2017

<http://perhubungan.ponorogo.go.id/pelayanan/perparkiran/> diakses tgl 29 Agustus 2016





LAMPIRAN 1
SURAT REKOMENDASI PENELITIAN



PEMERINTAH KABUPATEN PONOROGO
**BADAN KESATUAN BANGSA,
POLITIK DAN PERLINDUNGAN MASYARAKAT**
Jl. Aloon-aloon Utara Nomor 6 Telepon (0352) 483852
PONOROGO

Kode Pos 63413

REKOMENDASI

Nomor : 072 / 1256 / 405.19 / 2016

Berdasarkan surat Dekan Fakultas Ekonomi Universitas Muhammadiyah Ponorogo, tanggal 26 Agustus 2016, Nomor : 482/III.4/PN/2016, perihal Permohonan Ijin Penelitian

Dengan ini Kepala Badan Kesatuan Bangsa, Politik dan Perlindungan Masyarakat Kabupaten Ponorogo memberikan Rekomendasi kepada :

Nama Peneliti : **IMAM GHOZALI**
Mhs. Fakultas Ekonomi Universitas Muhammadiyah Ponorogo.

Alamat : Jl. Sekar Harum I/6 RT. 001 RW. 003 Kel. Tonatan Kec. Ponorogo Kab. Ponorogo.

Thema / Acara Survey / Research / PKL/ Pengumpulan data/Magang : **" Analisis Kontribusi Retribusi Parkir Dan Retribusi Pasar Terhadap Pendapatan Asli Daerah (Study Empiris Pada Dinas Pendapatan Pemerintah Kabupaten Ponorogo Tahun 2011-2015) "**

Daerah/ Tempat dilakukan PKN/ Survey/ Pengumpulan Data : 1. Dishubkominfo Kab. Ponorogo
2. Dinas Indakop Dan UKM Kab. Ponorogo
3. DPPKAD KAB. PONOROGO

Tujuan Penelitian : Skripsi

Tanggal dan atau Lamanya Penelitian : 1 (Satu) Bulan sejak tanggal surat dikeluarkan.

Bidang Penelitian : Akuntansi

Status Penelitian : Baru

Nama Penanggungjawab / Koordinator Penelitian : **Titi Rapini, SE., MM**
Dekan Fak. Ekonomi UNMUH Ponorogo

Anggota Peneliti : -

Nama Lembaga : Universitas Muhammadiyah Ponorogo.

Dengan ketentuan-ketentuan sebagai berikut :

1. Dalam jangka waktu 1 X 24 jam setelah tiba ditempat yang dituju diwajibkan melaporkan kedatangannya kepada Camat setempat ;
2. Mentaati ketentuan- ketentuan yang berlaku dalam Daerah Hukum Pemerintah setempat ;
3. Menjaga tata tertib, keamanan, kesopanan dan kesusilaan serta menghindari pernyataan baik dengan lisan ataupun tulisan / lukisan yang dapat melukai / menyinggung perasaan atau menghina Agama, Bangsa dan Negara dari suatu golongan penduduk ;
4. Tidak diperkenankan menjalankan kegiatan-kegiatan diluar ketentuan-ketentuan yang telah ditetapkan seperti tersebut diatas ;
5. Setelah berakhirnya dilakukan Survey/ Research/ PKL diwajibkan terlebih dahulu melaporkan kepada Pejabat Pemerintah setempat mengenai selesainya pelaksanaan Survey / Research / PKL, sebelum meninggalkan daerah tempat Survey / Research / PKL ;
6. Dalam jangka waktu 1 (satu) bulan setelah selesai dilakukan Survey / Research / PKL diwajibkan memberikan laporan tentang pelaksanaan dan hasil-hasilnya kepada :
- Kepala Badan Kesatuan Bangsa, Politik dan Perlindungan Masyarakat Kabupaten Ponorogo.
7. Surat Keterangan ini akan dinyatakan tidak berlaku apabila ternyata bahwa pemegang Surat Keterangan ini tidak memenuhi ketentuan-ketentuan sebagaimana tersebut diatas.

Demikian untuk menjadikan perhatian dan guna seperlunya.

Ponorogo, 29 Agustus 2016

PIK KEPALA BADAN KESATUAN BANGSA,
POLITIK DAN PERLINDUNGAN MASYARAKAT
KABUPATEN PONOROGO



Drs. H. MURDIJANTO, M.Si

Pembina Tingkat I

NIP. 19640514 198903 1 010

Tembusan :

Yth. Dekan Fak. Ekonomi UNMUH Ponorogo



LAMPIRAN 2

DATA REALISASI PENDAPATAN DAERAH 2011



PEMERINTAH KABUPATEN PONOROGO
DINAS PENDAPATAN PENGELOLAAN KEUANGAN
DAN ASSET DAERAH

Jl. Aloon-Aloon Utara No. 3 Lantai II Gdg. Graha Krida Praja Telepon (0352) 481612

PONOROGO

Ponorogo, 10 Januari 2012

Nomor : 973/ 38 /405.17/2012
Sifat : Penting
Lampiran : 1 (satu) bendel
Perihal : Laporan PAD, Dana Perimbangan dan Lain - Lain Pendapatan yang Sah bulan Desember 2011.

Kepada
Yth. Bupati Ponorogo
di
PONOROGO

Bersama ini disampaikan dengan hormat, Daftar Laporan Pendapatan Asli Daerah (PAD), Dana Perimbangan dan Lain-lain Pendapatan Daerah yang sah Kabupaten Ponorogo Tahun Anggaran 2011 Realisasi sampai dengan tanggal 30 Desember 2011.

1. Pendapatan Asli Daerah (PAD)	110.71 %
a. 411 Pajak Daerah	131.87 %
b. 412 Retribusi Daerah	104.70 %
c. 413 Hasil Pengelolaan Kekayaan Daerah Yang dipisahkan..	89.37 %
d. 414 Lain-lain PAD yang Sah	113.16 %
2. Dana Perimbangan	99.62 %
a. 421 Bagi Hasil Pajak dan Bukan Pajak	95.63 %
b. 422 Dana Alokasi Umum	100.00 %
c. 423 Dana Alokasi Khusus.....	99.98 %
3. Lain-lain Pendapatan Daerah Yang Sah	90.69 %
a. 433 Bagi Hasil Pajak dari Prop. dan Pemda.....	101.85 %
b. 434 Dana Penyesuaian dan Otonomi Khusus	100.00 %
c. 435 Ban. Keuangan dari Prop./Pemda Lainnya.....	123.39 %

Sehingga jumlah seluruhnya 100.85 %
Secara terperinci realisasi per rekening seperti terlampir.

Demikian untuk menjadikan periksa.

KEPALA DINAS PENDAPATAN PENGELOLAAN
KEUANGAN DAN ASSET DAERAH
KABUPATEN PONOROGO

Ed BAMBANG TRI WAHONO, SH.MM

Pembina Tingkat I

NIP. 19650629 199103 1 012

TEMBUSAN :

- Yth. 1. Sdr. Inspektur Kabupaten Ponorogo;
2. Sdr. Kepala BAPPEDA Kab. Ponorogo ;
3. Sdr. Asisten Administrasi Umum Kab. Ponorogo;
4. Sdr. Para Kepala Dinas yang terkait di Ponorogo;
5. Sdr. Direktur RSUD Kabupaten Ponorogo;
6. Sdr. Para Direktur PD. Kab. Ponorogo;
7. Sdr. Kepala Bakorwil Madiun di Madiun :

PEMERINTAH KABUPATEN PONOROGO
DINAS PENDAPATAN PENGELOLAAN KEUANGAN DAN ASSET DAERAH
Jln. Aloon-Aloon Utara No. 3 Lantai II Gedung Graha Krida Praja Telp. 0351-481612
PONOROGO

LAPORAN REALISASI PENDAPATAN DAERAH
PERIODE BULAN : DESEMBER 2011

NO.	KODE	NAMA REKENING PENDAPATAN	TARGET	REALISASI			%	SISA
				S/D BULAN LALU	BULAN INI	S/D BULAN INI		
1	41	PENDAPATAN ASLI DAERAH	59,560,884,804.00	56,023,123,383.47	9,914,781,468.12	65,937,904,851.59	110.71	(6,377,020,04
2	411	PAJAK DAERAH	12,152,100,000.00	13,749,542,831.40	2,275,088,061.31	16,024,630,892.71	131.87	(3,872,530,89
3	41101	PAJAK HOTEL	90,000,000.00	79,695,000.00	24,675,000.00	104,370,000.00	115.97	(14,370,00
4	4110108	- Hotel Melati Dua	86,000,000.00	74,095,000.00	19,955,000.00	94,050,000.00	109.36	(8,050,00
5	4110112	- Losmen / Rumah Penginapan	4,000,000.00	5,600,000.00	4,720,000.00	10,320,000.00	258.00	(6,320,00
6	41102	PAJAK RESTORAN	787,000,000.00	1,012,384,314.40	284,945,161.31	1,297,329,475.71	164.84	(510,329,47
7	4110201	- Restoran	77,000,000.00	76,625,000.00	11,765,000.00	88,390,000.00	114.79	(11,390,00
8	4110205	- Penyajian	700,000,000.00	925,614,314.40	271,770,161.31	1,197,384,475.71	171.05	(497,384,47
9	4110206	- Warung	10,000,000.00	10,145,000.00	1,410,000.00	11,555,000.00	115.55	(1,555,00
10	03	PAJAK HIBURAN	72,600,000.00	109,084,750.00	13,585,000.00	122,669,750.00	168.97	(50,069,75
11	4110321	- Pajak Hiburan Hari Raya	16,500,000.00	16,510,000.00	-	16,510,000.00	100.06	(10,00
12	4110323	- Pajak Hiburan Insidentil	56,100,000.00	92,574,750.00	13,585,000.00	106,159,750.00	189.23	(50,059,75
13	41104	PAJAK REKLAME	565,000,000.00	683,932,950.00	40,018,800.00	723,951,750.00	128.13	(158,951,75
14	4110401	- Papan Nama / Billboard	475,000,000.00	546,461,300.00	33,362,300.00	579,823,600.00	122.07	(104,823,60
15	4110402	- Umbut, Spanduk, Balho dan Film	90,000,000.00	137,471,650.00	6,656,500.00	144,128,150.00	160.14	(54,128,15
16	41105	PAJAK PENERANGAN JALAN	9,000,000,000.00	8,980,237,782.00	857,968,764.00	9,838,206,546.00	109.31	(838,206,54
17	4110501	- Penerangan Jalan Pelanggan PLN	9,000,000,000.00	8,980,237,782.00	857,968,764.00	9,838,206,546.00	109.31	(838,206,54
18	41106	PAJAK MINERAL BUKAN LOGAM DAN BATUAN	20,000,000.00	19,329,205.00	29,871,870.00	49,201,075.00	246.01	(29,201,07
19	4110604	- Batu Kapur	10,000,000.00	4,968,000.00	6,032,000.00	11,000,000.00	110.00	(1,000,00
20	4110606	- Batu Kali / Andesit / Pasir	10,000,000.00	14,361,205.00	23,839,870.00	38,201,075.00	382.01	(28,201,07
21	41107	PAJAK PARKIR	22,500,000.00	19,629,500.00	3,592,000.00	23,221,500.00	103.21	(721,50
22	4110701	- Parkir	22,500,000.00	19,629,500.00	3,592,000.00	23,221,500.00	103.21	(721,50
23	41108	Pajak Air Tanah	75,000,000.00	111,621,805.00	39,229,891.00	150,851,696.00	201.14	(75,851,69

24	4110801	- Pajak Air Tanah	75,000,000.00	111,621,805.00	39,229,891.00	150,851,696.00	201.14	(75,8
25	41113	PAJAK BEA PEROLEHAN HAK ATAS TANAH DA	1,520,000,000.00	2,733,627,525.00	981,201,575.00	3,714,829,100.00	244.40	(2,194,8
26	4111301	- BPHTB	1,520,000,000.00	2,733,627,525.00	981,201,575.00	3,714,829,100.00	244.40	(2,194,8
27	412	RETRIBUSI DAERAH	39,926,947,350.00	34,572,803,207.17	7,230,015,883.66	41,802,819,090.83	104.70	(1,875,8
28	41201	RETRIBUSI JASA UMUM	35,867,603,550.00	30,891,792,887.17	6,608,693,683.66	37,500,486,570.83	104.55	(1,632,8
29	4120101	RETRIBUSI PELAYANAN KESEHATAN	30,899,197,150.00	26,709,328,237.17	5,946,010,983.66	32,655,339,220.83	105.68	(1,756,1
30	412010101	- Ret. Pelayanan Kesehatan RSUD	25,857,362,000.00	22,642,647,715.17	5,232,245,483.66	27,874,893,198.83	107.80	(2,017,5
31	412010102	- Pendapatan Askes	842,040,650.00	634,730,772.00	239,250,000.00	873,980,772.00	103.79	(31,9
32	412010103	- Puskesmas dan jaringannya	4,178,794,500.00	3,402,249,250.00	468,900,500.00	3,871,149,750.00	92.64	307,6
33	412010104	- Labkesda	21,000,000.00	29,700,500.00	5,615,000.00	35,315,500.00	168.17	(14,3
34	4120102	RET. PELAYANAN SAMPAH/KEBERSIHAN	145,975,000.00	81,749,500.00	11,735,500.00	93,485,000.00	64.04	52,4
35	412010201	- Rumah Tangga	80,000,000.00	29,133,500.00	4,204,000.00	33,337,500.00	41.67	46,6
36	412010202	- Pekerjaan Umum / Perkantoran	35,000,000.00	30,406,000.00	2,171,500.00	32,577,500.00	93.08	2,4
37	412010203	- Terminal	17,325,000.00	11,600,000.00	2,300,000.00	13,900,000.00	80.23	3,4
38	412010204	- Pasar Daerah	13,650,000.00	10,610,000.00	3,060,000.00	13,670,000.00	100.15	(
	4120103	RETRIBUSI BIAYA CETAK KTP & AKTE CAPIL	2,091,317,000.00	1,665,141,000.00	343,618,000.00	2,008,759,000.00	96.05	82,5
	412010301	- Kartu Keluarga	435,870,000.00	388,066,000.00	74,958,000.00	463,024,000.00	106.23	(27,1
41	412010302	- KTP	1,464,552,000.00	953,340,000.00	146,010,000.00	1,099,350,000.00	75.06	365,2
42	412010303	- Surat Keterangan Kependudukan	31,500,000.00	46,070,000.00	3,830,000.00	49,900,000.00	158.41	(18,4
43	412010304	- Kematian	150,000.00	245,000.00	30,000.00	275,000.00	183.33	(1
44	412010305	- Perkawinan	2,150,000.00	2,100,000.00	600,000.00	2,700,000.00	125.58	(5
45	412010306	- Perceraian	700,000.00	300,000.00	450,000.00	750,000.00	107.14	(
46	412010309	- Pengangkatan Anak	800,000.00	1,500,000.00	100,000.00	1,600,000.00	200.00	(8
47	412010310	- Pengesahan Anak	75,000.00	-	-	-	-	7
48	412010311	- Perubahan Nama	300,000.00	50,000.00	-	50,000.00	16.67	2
49	412010314	- Denda Administratif	155,220,000.00	273,470,000.00	117,640,000.00	391,110,000.00	251.97	(235,8
50	4120104	PEL. PEMAKAMAN & PENGABUAN MAYAT	50,000.00	45,000.00	20,000.00	65,000.00	130.00	(1
51	412010401	- Makam Kristen	50,000.00	45,000.00	20,000.00	65,000.00	130.00	(1
52	4120105	RET. PARKIR DITEPI JALAN UMUM	500,000,000.00	395,598,000.00	104,480,000.00	500,078,000.00	100.02	(7
53	412010501	- Ret. Parkir di Tepi Jalan Umum	500,000,000.00	395,598,000.00	104,480,000.00	500,078,000.00	100.02	(7
54	4120106	RETRIBUSI PASAR	1,765,914,400.00	1,613,171,150.00	157,136,700.00	1,770,307,850.00	100.25	(4,39

55	412010601	- Pasar Daerah	1,704,114,400.00	1,558,998,250.00	149,370,400.00	1,708,368,650.00	100.25	(4,254,250.00)
56	412010603	- Pertokoan Pasar	61,800,000.00	54,172,900.00	7,766,300.00	61,939,200.00	100.23	(139,200.00)
57	4120107	PENGUJIAN KENDARAAN BERMOTOR	420,000,000.00	394,010,000.00	34,017,500.00	428,027,500.00	101.91	(8,027,500.00)
58	412010701	- Pengujian Kendaraan Bermotor	420,000,000.00	394,010,000.00	34,017,500.00	428,027,500.00	101.91	(8,027,500.00)
59	4120111	RET. PENYEDIAAN/PENYEDOTAN KAKUS	45,150,000.00	32,750,000.00	11,675,000.00	44,425,000.00	98.39	725,000.00
60	412011101	- MCK Pasar	12,600,000.00	11,500,000.00	1,125,000.00	12,625,000.00	100.20	(25,000.00)
61	412011102	- MCK Terminal	16,800,000.00	16,000,000.00	800,000.00	16,800,000.00	100.00	-
62	412011103	- MCK Keliling	15,750,000.00	5,250,000.00	9,750,000.00	15,000,000.00	95.24	750,000.00
63	41202	RETRIBUSI JASA USAHA	3,586,581,000.00	3,256,247,720.00	573,796,600.00	3,830,044,320.00	106.79	(243,463,320.00)
64	4120201	PEMAKAIAN KEKAYAAN DAERAH	✓ 2,329,655,000.00	2,340,039,070.00	278,026,300.00	2,618,065,370.00	112.38	(288,410,370.00)
65	412020101	- Pemakaian Tanah /Tempat yg dikuasai PEMKAB	-	70,357,600.00	10,000,000.00	80,357,600.00	-	(80,357,600.00)
66	412020102	- Pemakaian Rumah yg dikuasai oleh PEMKAB	4,200,000.00	1,826,000.00	303,300.00	2,129,300.00	50.70	2,070,700.00
67	412020103	- Pemakaian Gedung Sasana Praja	110,250,000.00	103,500,000.00	6,750,000.00	110,250,000.00	100.00	-
68	412020104	- Pemakaian Gedung gelanggang Remaja	25,200,000.00	22,000,000.00	5,000,000.00	27,000,000.00	107.14	(1,800,000.00)
69	412020105	- Pemakaian Gedung Badminton/Tenis	21,000,000.00	-	2,500,000.00	2,500,000.00	11.90	18,500,000.00
70	412020106	- Pemakaian Stadion	12,600,000.00	9,600,000.00	-	9,600,000.00	76.19	3,000,000.00
71	412020107	- Pemakaian Padepokan Reog	10,500,000.00	8,750,000.00	-	8,750,000.00	83.33	1,750,000.00
72	2020108	- Pemakaian Alat-alat Berat	26,250,000.00	23,121,500.00	3,140,000.00	26,261,500.00	100.04	(11,500.00)
73	412020110	- Pengelolaan Tanah Eks Bengkulu	1,950,000,000.00	1,934,475,670.00	243,327,200.00	2,177,802,870.00	111.68	(227,802,870.00)
74	412020111	- Pemakaian Pang. Utama Alon 2/Paseban	10,500,000.00	11,550,000.00	-	11,550,000.00	110.00	(1,050,000.00)
75	412020112	- Penerimaan dari sewa gedung PKK	2,205,000.00	1,286,250.00	920,000.00	2,206,250.00	100.06	(1,250.00)
76	412020113	- Sewa Gedung Korpri	15,750,000.00	14,000,000.00	2,400,000.00	16,400,000.00	104.13	(650,000.00)
77	412020114	- Pemakaian Aloon-Aloon	94,500,000.00	94,740,650.00	-	94,740,650.00	100.25	(240,650.00)
78	412020115	- Penumpukan Material	4,200,000.00	3,128,000.00	1,075,000.00	4,203,000.00	100.07	(3,000.00)
79	412020116	- Penutupan Jalan	7,500,000.00	7,005,200.00	514,800.00	7,520,000.00	100.27	(20,000.00)
80	412020117	- Tempat Reklame	35,000,000.00	34,698,200.00	2,096,000.00	36,794,200.00	105.13	(1,794,200.00)
81	4120202	RET. PASAR GROSIR/PERTOKOAN	69,426,000.00	64,178,150.00	6,480,800.00	70,658,950.00	101.78	(1,232,950.00)
82	412020201	- Pertokoan Pasar	68,250,000.00	63,101,150.00	6,380,800.00	69,481,950.00	101.81	(1,231,950.00)
83	412020202	- Pertokoan di Terminal	1,176,000.00	1,077,000.00	100,000.00	1,177,000.00	100.09	(1,000.00)
84	4120204	RETRIBUSI TERMINAL	288,750,000.00	171,112,500.00	30,642,000.00	201,754,500.00	69.87	86,995,500.00
85	412020401	- Terminal Selo Aji	168,000,000.00	113,087,000.00	21,330,000.00	134,417,000.00	80.01	33,583,000.00
86	412020402	- Terminal Cargo / Ijin Khusus	105,000,000.00	41,745,500.00	8,592,000.00	50,337,500.00	47.94	54,662,500.00
87	412020403	- Sub Terminal	15,750,000.00	16,280,000.00	720,000.00	17,000,000.00	107.94	(1,250,000.00)

88	4120205	RETRIBUSI TEMPAT KHUSUS PARKIR	186,400,000.00	202,292,000.00	20,060,500.00	222,352,500.00	119.29	(35,952,500.00)
89	412020501	- Parkir Mobil dan Motor	25,000,000.00	58,250,000.00	2,800,000.00	61,050,000.00	244.20	(36,050,000.00)
90	412020502	- Ex. Tanah Pengadilan	30,000,000.00	27,075,000.00	2,925,000.00	30,000,000.00	100.00	
91	412020505	- Pasar Songgo Langit	75,000,000.00	69,040,000.00	5,960,000.00	75,000,000.00	100.00	
92	412020506	- Pasar Legi Selatan	10,400,000.00	9,580,000.00	820,000.00	10,400,000.00	100.00	
93	412020507	- Terminal Selo Aji	18,000,000.00	16,452,500.00	1,167,000.00	17,619,500.00	97.89	380,500.00
94	412020508	- Insidentil	28,000,000.00	21,894,500.00	6,388,500.00	28,283,000.00	101.01	(283,000.00)
95	4120206	RET. TEMPAT PENGINAPAN/PESANGG./MILLA	16,800,000.00	15,200,000.00	4,650,000.00	19,850,000.00	118.15	(3,050,000.00)
96	412020601	- Pemakaian Pesanggrahan Ngebel	11,550,000.00	12,700,000.00	1,900,000.00	14,600,000.00	126.41	(3,050,000.00)
97	412020602	- Pemakaian Penginapan Terminal	5,250,000.00	2,500,000.00	2,750,000.00	5,250,000.00	100.00	
98	4120208	RET. JASA USH. RMH POTONG HEWAN	48,000,000.00	44,542,000.00	3,505,000.00	48,047,000.00	100.10	(47,000.00)
99	412020801	- Ret. Jasa Usaha Rumah Potong Hewan	48,000,000.00	44,542,000.00	3,505,000.00	48,047,000.00	100.10	(47,000.00)
100	4120210	RET. TEMPAT REKREASI DAN OLAH RAGA	432,550,000.00	370,384,000.00	63,432,000.00	433,816,000.00	100.29	(1,266,000.00)
101	412021001	- Wisata Ngebel	192,000,000.00	203,660,000.00	30,800,000.00	234,460,000.00	122.11	(42,460,000.00)
102	412021002	- Wisata Ngembak	78,750,000.00	67,443,000.00	11,350,000.00	78,793,000.00	100.05	(43,000.00)
103	412021003	- Kolam Renang	63,000,000.00	46,850,000.00	2,282,000.00	49,132,000.00	77.99	13,868,000.00
104	412021005	- Grebeg Suro	85,000,000.00	41,181,000.00	19,000,000.00	60,181,000.00	70.80	24,819,000.00
105	412021006	- Reyog Mini	13,800,000.00	11,250,000.00	-	11,250,000.00	81.52	2,550,000.00
106	4120213	RET. PENJUALAN USAHA DAERAH	215,000,000.00	48,500,000.00	167,000,000.00	215,500,000.00	100.23	(500,000.00)
107	412021301	- Penjualan Hasil Pertanian	95,000,000.00	-	95,000,000.00	95,000,000.00	100.00	
108	412021302	- Penjualan Hasil Kehutanan	15,000,000.00	10,000,000.00	5,000,000.00	15,000,000.00	100.00	
109	412021303	- Penjualan Hasil Perkebunan	17,500,000.00	10,000,000.00	7,500,000.00	17,500,000.00	100.00	
110	412021304	- Penjualan Hasil Peternakan	-	-	-	-	-	
111	412021305	- Penjualan Hasil Perikanan	27,500,000.00	18,500,000.00	9,500,000.00	28,000,000.00	101.82	(500,000.00)
112	412021306	- Usaha BIPP/Pembenihan Padi	50,000,000.00	-	50,000,000.00	50,000,000.00	100.00	
113	412021307	- BPP	10,000,000.00	10,000,000.00	-	10,000,000.00	100.00	
114	41203	RETRIBUSI PERIJINAN TERTENTU	472,762,800.00	424,645,900.00	47,525,600.00	472,171,500.00	99.87	591,300.00
115	4120301	- IJIN MENDIRIKAN BANGUNAN	300,000,000.00	277,900,000.00	23,641,000.00	301,541,000.00	100.51	(1,541,000.00)
116	4120303	- IJIN GANGGUAN	152,250,000.00	130,607,900.00	23,163,600.00	153,771,500.00	101.00	(1,521,500.00)
117	4120304	- IJIN TRAYEK	20,512,800.00	16,138,000.00	721,000.00	16,859,000.00	82.19	3,653,800.00
118	413	HSL. PENG. KEKAYAAN DRH YG DIPISAHKAN	1,496,481,000.00	1,334,017,673.56	3,390,000.00	1,337,407,673.56	89.37	159,073,326.44
119	41301	BAG. LABA ATAS PENYERTAAN MODAL PERS. D	257,981,000.00	95,481,000.00	3,390,000.00	98,871,000.00	38.32	159,110,000.00
120	4130101	- PD. Sari Gunung	10,000,000.00	7,500,000.00	3,390,000.00	10,890,000.00	108.90	(890,000.00)


121	4130103	- PD Bank Kredit Pasar	240,000,000.00	80,000,000.00	-	80,000,000.00	33.33	160,000,0
122	4130104	- Penerimaan Deviden dari BPR Jatim	7,981,000.00	7,981,000.00	-	7,981,000.00	100.00	
123	41302	BAG. LABA ATAS PEYERT.MODAL PADA PERS	1,238,500,000.00	1,238,536,673.56	-	1,238,536,673.56	100.00	(36,6
124	4130201	- Bank JATIM	1,238,500,000.00	1,238,536,673.56	-	1,238,536,673.56	100.00	(36,6
125	414	LAIN-LAIN PAD YANG SAH	5,985,356,454.00	6,366,759,671.34	406,287,523.15	6,773,047,194.49	113.16	(787,690,7
126	41401	HASIL PENJ. ASET DRH YG. TDK.DIPISAHKAN	864,330,000.00	643,056,320.00	99,219,361.00	742,275,681.00	85.88	122,054,3
127	4140106	- Penjualan Kendaraan Dinas	150,300,000.00	-	-	-	-	150,300,0
128	4140107	- Penjualan Drum Bekas	9,030,000.00	12,180,000.00	-	12,180,000.00	134.88	(3,150,0
129	4140108	- Penjualan Hasil Penebangan Pohon	3,000,000.00	3,720,000.00	-	3,720,000.00	124.00	(720,0
130	4140112	- Penjualan Obat-Obatan dan Hasil Farmasi	702,000,000.00	627,156,320.00	99,219,361.00	726,375,681.00	103.47	(24,375,6
131	41402	PENERIMAAN JASA GIRO	1,660,000,000.00	1,965,015,688.51	214,415,611.15	2,179,431,299.66	131.29	(519,431,2
132	4140201	- Jasa Giro Kas Daerah	1,660,000,000.00	1,965,015,688.51	214,415,611.15	2,179,431,299.66	131.29	(519,431,2
133	41403	PENERIMAAN BUNGA DEPOSITO	1,750,000,000.00	2,019,452,054.66	-	2,019,452,054.66	115.40	(269,452,0
134	4140301	- Rekening Deposito Pada Bank JATIM	1,750,000,000.00	2,019,452,054.66	-	2,019,452,054.66	115.40	(269,452,0
135	41410	PEND. DARI PENGEMBALIAN DARI DANA BERG	13,050,000.00	13,050,000.00	-	13,050,000.00	100.00	
136	4141006	- Pengembalian Dana Bergulir Ketahanan Pangan	13,050,000.00	13,050,000.00	-	13,050,000.00	100.00	
137	4141007	- Peng. Dana Bergulir KBKS/DPPKAD	-	-	-	-	-	
138	41414	PENERIMAAN LAIN-LAIN	1,697,976,454.00	1,726,185,608.17	92,652,551.00	1,818,838,159.17	107.12	(120,861,7
139	4141404	- Penerimaan kembali dana bergulir Koperasi	87,000,000.00	47,898,079.08	32,000,000.00	79,898,079.08	91.84	7,101,9
140	4141405	- Lain-lain Penerimaan	1,610,976,454.00	1,678,287,529.09	60,652,551.00	1,738,940,080.09	107.94	(127,963,6
141	42	DANA PERIMBANGAN	776,760,475,317.43	737,253,971,513.00	36,543,477,562.00	773,797,449,075.00	99.62	2,963,026,2
142	421	BAGI HASIL PAJAK & HASIL BUKAN PAJAK	67,563,673,317.43	46,763,294,513.00	17,849,752,562.00	64,613,047,075.00	95.63	2,950,626,2
143	42101	BAGI HASIL PAJAK	56,304,531,230.43	39,586,899,936.00	15,462,634,677.00	55,049,534,613.00	97.77	1,254,996,6
144	4210101	- Pajak Bumi & Bangunan/PBB	43,326,715,668.43	30,310,847,944.00	10,303,271,219.00	40,614,119,163.00	93.74	2,712,596,5
145	4210103	- Bagi Hasil PPh.Ps. 21, PPh Org.Pribadi Ps.25,29	6,698,591,469.00	4,019,154,879.00	2,994,433,773.00	7,013,588,652.00	104.70	(314,997,1
146	4210104	- Bagi Hasil Cukai Hasil Tembakau	6,279,224,093.00	5,256,897,113.00	2,164,929,685.00	7,421,826,798.00	118.20	(1,142,602,7
147	42102	BAGI HSL BUKAN PAJAK/SUMBER DAYA ALAM	11,259,142,087.00	7,176,394,577.00	2,387,117,885.00	9,563,512,462.00	84.94	1,695,629,6
148	4210202	- Provisi Sumber Daya Hutan (PSDH)	460,510,895.00	350,866,097.00	81,181,570.00	432,047,667.00	93.82	28,463,2
149	4210204	- Iuran Tetap (Landrent)	18,850,500.00	-	-	-	-	18,850,5

150	4210205	- Iuran Eksplorasi dan Eksploitasi (Royalti)	29,454,000.00	4,657,993.00	-	4,657,993.00	15.81	24,7
151	4210207	- Pungutan Hasil Perikanan	991,448,692.00	171,312,380.00	89,735,862.00	261,048,242.00	26.33	730,4
152	4210208	- Penerimaan Sektor Tambang Minyak Bumi	9,266,167,000.00	6,378,630,013.00	2,216,200,453.00	8,594,830,466.00	92.75	671,3
153	4210209	- Penerimaan Sektor Tambang Gas Bumi	492,711,000.00	270,928,094.00	-	270,928,094.00	54.99	221,7
154	422	DANA ALOKASI UMUM	634,409,502,000.00	634,409,502,000.00	-	634,409,502,000.00	100.00	
155	42201	DANA ALOKASI UMUM	634,409,502,000.00	634,409,502,000.00	-	634,409,502,000.00	100.00	
156	4220101	- Dana Alokasi Umum	634,409,502,000.00	634,409,502,000.00	-	634,409,502,000.00	100.00	
157	423	DANA ALOKASI KHUSUS	74,787,300,000.00	56,081,175,000.00	18,693,725,000.00	74,774,900,000.00	99.98	12,4
158	42301	DANA ALOKASI KHUSUS	74,787,300,000.00	56,081,175,000.00	18,693,725,000.00	74,774,900,000.00	99.98	12,4
159	4230101	- DAK Pendidikan	45,797,300,000.00	34,338,675,000.00	11,446,225,000.00	45,784,900,000.00	99.97	12,4
160	4230102	- DAK Kesehatan	6,972,300,000.00	5,229,225,000.00	1,743,075,000.00	6,972,300,000.00	100.00	
161	4230103	- DAK Infrastruktur Jalan	5,952,800,000.00	4,464,600,000.00	1,488,200,000.00	5,952,800,000.00	100.00	
162	4230104	- DAK Infrastruktur Irigasi	2,777,700,000.00	2,083,275,000.00	694,425,000.00	2,777,700,000.00	100.00	
163	4230105	- DAK Infrastruktur Air Minum dan Sanitasi	2,191,600,000.00	1,643,700,000.00	547,900,000.00	2,191,600,000.00	100.00	
164	4230107	- DAK Kelautan dan Perikanan	1,986,500,000.00	1,489,875,000.00	496,625,000.00	1,986,500,000.00	100.00	
165	4230108	- DAK Pertanian	5,725,100,000.00	4,293,825,000.00	1,431,275,000.00	5,725,100,000.00	100.00	
166	4230109	- DAK Lingkungan Hidup	670,000,000.00	502,500,000.00	167,500,000.00	670,000,000.00	100.00	
167	4230110	- DAK Keluarga Berencana	1,435,700,000.00	1,076,775,000.00	358,925,000.00	1,435,700,000.00	100.00	
168	4230111	- DAK Kehutanan	1,055,800,000.00	791,850,000.00	263,950,000.00	1,055,800,000.00	100.00	
169	4230114	- Dana Alokasi khusus Perhubungan	222,500,000.00	166,875,000.00	55,625,000.00	222,500,000.00	100.00	
170	43	LAIN-LAIN PENDAPATAN DAERAH YG SAH	228,653,853,912.00	207,357,147,203.00	26,913,947,358.00	234,271,094,561.00	102.46	(5,617,2
171	431	PENDAPATAN HIBAH	-	-	-	-	-	
172	43101	PENDAPATAN HIBAH DARI PEMERINTAH	-	-	-	-	-	
173	4310101	- Ban. Pasca Bencana Alam dari Pem. Pusat	-	-	-	-	-	
174	433	BAGI HASIL PAJAK DARI PROV. DAN PEMDA	47,887,356,478.00	31,508,098,398.00	17,262,928,729.00	48,771,027,127.00	101.85	(883,6
175	43301	BAGI HASIL PAJAK PROPINSI	47,887,356,478.00	31,508,098,398.00	17,262,928,729.00	48,771,027,127.00	101.85	(883,6
176	4330101	- Pajak Kendaraan Bermotor (PKB)	15,876,213,832.00	10,509,609,578.00	5,748,489,390.00	16,258,098,968.00	102.41	(381,8
177	4330103	- Bea Balik Nama Kend. Bermotor (BBNKB)	14,165,692,360.00	9,831,354,342.00	6,787,936,043.00	16,619,290,385.00	117.32	(2,453,5
178	4330105	- Pajak Bahan Bakar Kend. Bermotor (PBBKB)	17,646,701,357.00	11,007,574,958.00	4,677,082,888.00	15,684,657,846.00	88.88	1,962,0
179	4330106	- Pajak Peng. & Pemanfaatan Air Bawah Tanah	49,470,661.00	49,470,661.00	-	49,470,661.00	100.00	
180	4330107	- Pajak Pemanfaatan Air Permukaan (AP)	149,278,268.00	110,088,859.00	49,420,408.00	159,509,267.00	106.85	(10,2

181	434	DANA PENYESUAIAN DAN OTONOMI KHUSUS	164,095,758,320.00	158,554,139,320.00	5,541,619,000.00	164,095,758,320.00	100.00
182	43401	- Dana Penyesuaian	164,095,758,320.00	158,554,139,320.00	5,541,619,000.00	164,095,758,320.00	100.00
183	4340101	- Tambahan Penghasilan Guru PNSD	13,020,750,000.00	13,020,750,000.00	-	13,020,750,000.00	100.00
184	4340102	- Tunjangan Profesi Guru PNSD	95,470,189,320.00	95,470,189,320.00	-	95,470,189,320.00	100.00
185	4340104	- Bantuan Operasional Sekolah (BOS)	44,521,581,000.00	44,521,581,000.00	-	44,521,581,000.00	100.00
186	4340105	- Dana Percepatan Pengemb. Infrastruktur Daerah	11,083,238,000.00	5,541,619,000.00	5,541,619,000.00	11,083,238,000.00	100.00
187	435	BAN. KEUANGAN DARI PROP. / PEMDA LAINNY	16,670,739,114.00	17,294,909,485.00	4,109,399,629.00	21,404,309,114.00	128.39
188	43501	BANTUAN KEUANGAN DARI PROPINSI	16,670,739,114.00	17,294,909,485.00	4,109,399,629.00	21,404,309,114.00	128.39
189	4350101	- Ban. Keuangan Khusus Bid. Pemerintahan	-	50,000,000.00	✓ -	50,000,000.00	-
190	4350102	- Penerimaan Sumbangan Pihak Ketiga	55,544,114.00	44,534,485.00	11,009,629.00	55,544,114.00	100.00
191	4350104	- Ban. Keuangan utk Penunjang Op. TMMD	150,000,000.00	150,000,000.00	-	150,000,000.00	100.00
192	4350112	- Ban. Keuangan Khusus Bid. Kesehatan	1,398,375,000.00	1,398,375,000.00	✓ -	1,398,375,000.00	100.00
193	4350114	- Ban. Keuangan Khusus Bid. Pendidikan	4,864,820,000.00	500,000,000.00	4,098,390,000.00	4,598,390,000.00	94.52
194	4350115	- Ban. Keu. Khusus Bid. Infrastruktur & Ek. Produkt	8,900,000,000.00	15,100,000,000.00	-	15,100,000,000.00	169.66
195	4350116	- Ban. Keu Peringatan HUT Ke-66 JATIM Thn. 201	50,000,000.00	-	-	-	-
196	4350117	- Bantuan Pertanian	1,200,000,000.00	-	-	-	-
197	4350118	- Ban. Keu Sisinfo Pendy Propil desa & Kelurahan	52,000,000.00	52,000,000.00	-	52,000,000.00	100.00
JUMLAH TOTAL PENDAPATAN			1,064,975,214,033.43	1,000,634,242,099.47	73,372,206,388.12	1,074,006,448,487.59	100.85

Ponorogo, 10 Januari 2012

Kepala Dinas Pendapatan Pengelolaan Keuangan
Dan Asset Daerah Kabupaten Ponorogo,


BAMBANG TRI WAHONO, SH, MM

Pembina Tingkat I

NIP. 19650629 199103 1 012





LAMPIRAN 3
DATA REALISASI PENDAPATAN DAERAH 2012



PEMERINTAH KABUPATEN PONOROGO
DINAS PENDAPATAN PENGELOLAAN KEUANGAN
DAN ASSET DAERAH

Jl. Aloon-Aloon Utara No. 3 Lantai II Gdg. Graha Krida Praja Telepon (0352) 481612

PONOROGO

Ponorogo, 16 Januari 2013

Nomor : 973/ 129 /405.17/2013
Sifat : Penting
Lampiran : 1 (satu) bendel
Perihal : Laporan PAD, Dana Perimbangan dan Lain-lain Pendapatan yang Sah bulan Desember 2012.

K e p a d a
Yth. Bupati Ponorogo
di
PONOROGO

Bersama ini disampaikan dengan hormat, Daftar Laporan Pendapatan Asli Daerah (PAD), Dana Perimbangan dan Lain-lain Pendapatan Daerah yang sah Kabupaten Ponorogo Tahun Anggaran 2012 Realisasi sampai dengan tanggal 31 Desember 2012.

1. Pendapatan Asli Daerah (PAD)	109.38 %
a. 411 Pajak Daerah	123.15 %
b. 412 Retribusi Daerah	106.62 %
c. 413 Hasil Pengelolaan Kekayaan Daerah Yg dipisahkan	84.20 %
d. 414 Lain-lain PAD yang Sah	106.76 %
2. Dana Perimbangan	100.70 %
a. 42 Bagi Hasil Pajak dan Bukan Pajak	108.99 %
b. 422 Dana Alokasi Umum	100.00 %
c. 423 Dana Alokasi Khusus.....	100.00 %
3. Lain-lain Pendapatan Daerah Yang Sah	95.64 %
a. 433 Bagi Hasil Pajak dari Prop. dan Pemda.....	80.63 %
b. 434 Dana Penyesuaian dan Otonomi Khusus	100.00 %
c. 435 Bah. Keuangan dari Prop./Pemda Lainnya.....	100.07 %

Sehingga jumlah seluruhnya100.30 %
Secara terperinci realisasi per rekening seperti terlampir.

Demikian untuk menjadikan periksa.

KEPALA DINAS PENDAPATAN PENGELOLAAN
KEUANGAN DAN ASSET DAERAH
KABUPATEN PONOROGO


BAMBANG TRI WAHONO, SH.MM

Pembina Utama Muda

NIP. 19650629 199103 1 012

TEMBUSAN :

1. Sdr. Inspektur Kabupaten Ponorogo;
2. Sdr. Kepala BAPPEDA Kab. Ponorogo ;
3. Sdr. Asisten Administrasi Umum Kab. Ponorogo;
4. Sdr. Para Kepala Dinas yang terkait di Ponorogo;
5. Sdr. Direktur RSUD Kabupaten Ponorogo;
6. Sdr. Para Direktur PD. Kab. Ponorogo;

PEMERINTAH KABUPATEN PONOROGO
 PENDAPATAN PENGELOLAAN KEUANGAN DAN ASSET DAERAH
 Aloun Utara No. 3 Lantai II Gedung Graha Krida Praja Telp. 0351-481612
 PONOROGO

LAPORAN REALISASI PENDAPATAN DAERAH
 PERIODE BULAN : DESEMBER 2012

E	NAMA REKENING PENDAPATAN	TARGET	REALISASI			%	SISA
			S/D BULAN LALU	BULAN INI	S/D BULAN INI		
	PENDAPATAN ASLI DAERAH	90,298,649,156.74	83,543,952,694.43	15,220,821,894.38	98,764,774,588.81	109.38	(8,466,125,432.07)
	PAJAK DAERAH	16,658,750,000.00	17,876,055,160.00	2,638,726,309.00	20,514,781,469.00	123.15	(3,856,031,469.00)
	PAJAK HOTEL	130,000,000.00	118,531,000.00	27,563,000.00	146,094,000.00	112.38	(16,094,000.00)
8	- Hotel Melati Dua	126,500,000.00	109,378,500.00	27,563,000.00	136,941,500.00	108.25	(10,441,500.00)
2	- Losmen / Rumah Penginapan	3,500,000.00	9,152,500.00	-	9,152,500.00	261.50	(5,652,500.00)
	PAJAK RESTORAN	1,008,500,000.00	1,119,205,052.00	271,265,135.00	1,390,470,187.00	137.88	(381,970,187.00)
1	- Restoran	96,000,000.00	83,030,000.00	15,210,000.00	98,240,000.00	102.33	(2,240,000.00)
5	- Penyajian	900,000,000.00	1,026,905,052.00	255,205,135.00	1,282,110,187.00	142.46	(382,110,187.00)
3	- Warung	12,500,000.00	9,270,000.00	850,000.00	10,120,000.00	80.96	2,380,000.00
	PAJAK HIBURAN	156,500,000.00	160,177,000.00	22,446,400.00	182,623,400.00	116.69	(26,123,400.00)
7	- Karaoke	65,000,000.00	64,500,000.00	6,900,000.00	71,400,000.00	109.85	(6,400,000.00)
1	- Pajak Hiburan Hari Raya	16,500,000.00	22,142,000.00	-	22,142,000.00	134.19	(5,642,000.00)
3	- Pajak Hiburan Insidentil	75,000,000.00	73,535,000.00	15,546,400.00	89,081,400.00	118.78	(14,081,400.00)
	PAJAK REKLAME	695,500,000.00	785,012,983.00	33,428,990.00	818,441,973.00	117.68	(122,941,973.00)
1	- Papan Nama / Billboard	575,000,000.00	664,432,455.00	25,510,630.00	689,943,085.00	119.99	(114,943,085.00)
2	- Umbul2, Spanduk, Baliho dan Film	120,500,000.00	120,580,528.00	7,918,360.00	128,498,888.00	106.64	(7,998,888.00)
	PAJAK PENERANGAN JALAN	9,650,000,000.00	9,745,408,149.00	966,301,921.00	10,711,710,070.00	111.00	(1,061,710,070.00)
1	- Penerangan Jalan Pelanggan PLN	9,650,000,000.00	9,745,408,149.00	966,301,921.00	10,711,710,070.00	111.00	(1,061,710,070.00)
	PAJAK PARKIR	23,250,000.00	20,613,000.00	3,055,000.00	23,668,000.00	101.80	(418,000.00)
1	- Parkir	23,250,000.00	20,613,000.00	3,055,000.00	23,668,000.00	101.80	(418,000.00)
	Pajak Air Tanah	130,000,000.00	151,351,880.00	10,650,097.00	162,001,977.00	124.62	(32,001,977.00)
	- Pajak Air Tanah	130,000,000.00	151,351,880.00	10,650,097.00	162,001,977.00	124.62	(32,001,977.00)
	PAJAK MINERAL BUKAN LOGAM DAN BATUAN	615,000,000.00	713,830,508.00	91,264,320.00	805,094,828.00	130.91	(190,094,828.00)

11104	- Batu Kapur	15,000,000.00	5,000,000.00	10,000,000.00	15,000,000.00	100.00	-
11106	- Batu Kali / Andesit / Pasir	600,000,000.00	708,830,508.00	81,264,320.00	790,094,828.00	131.68	(190,094,828.00)
113	PAJAK BEA PEROLEHAN HAK ATAS TANAH DA	4,250,000,000.00	5,061,925,588.00	1,212,751,446.00	6,274,677,034.00	147.64	(2,024,677,034.00)
11301	- BPHTB	4,250,000,000.00	5,061,925,588.00	1,212,751,446.00	6,274,677,034.00	147.64	(2,024,677,034.00)
2	RETRIBUSI DAERAH	16,733,530,767.00	15,698,146,028.00	2,143,635,843.00	17,841,781,871.00	106.62	(1,108,251,104.00)
201	RETRIBUSI JASA UMUM	11,610,166,800.00	10,441,771,365.00	1,846,965,943.00	12,288,737,308.00	105.84	(678,570,508.00)
20101	RETRIBUSI PELAYANAN KESEHATAN	7,325,978,000.00	6,352,162,500.00	915,131,500.00	7,267,294,000.00	99.20	58,684,000.00
2010102	- Pendapatan Askes	936,000,000.00	815,418,000.00	162,862,000.00	978,280,000.00	104.52	(42,280,000.00)
2010103	- Puskesmas dan jaringannya	6,354,978,000.00	5,501,657,500.00	750,844,500.00	6,252,502,000.00	98.39	102,476,000.00
2010104	- Labkesda	35,000,000.00	35,087,000.00	1,425,000.00	36,512,000.00	104.32	(1,512,000.00)
20102	RET. PELAYANAN SAMPAH/KEBERSIHAN	152,575,000.00	107,725,500.00	12,916,500.00	120,642,000.00	79.07	31,933,000.00
2010201	- Rumah Tangga/Perkantoran,dll	120,750,000.00	82,516,500.00	7,670,500.00	90,187,000.00	74.69	30,563,000.00
2010203	- Kebersihan Terminal	17,325,000.00	11,700,000.00	4,000,000.00	15,700,000.00	90.62	1,625,000.00
2010204	- Pasar Daerah	14,500,000.00	13,509,000.00	1,246,000.00	14,755,000.00	101.76	(255,000.00)
20103	RETRIBUSI BIAYA CETAK KTP & AKTE CAPIL	944,590,000.00	1,403,747,000.00	103,560,000.00	1,507,307,000.00	159.57	(562,717,000.00)
2010301	- Kartu Keluarga	472,000,000.00	673,252,000.00	51,990,000.00	725,242,000.00	153.65	(253,242,000.00)
2010302	- KTP	339,360,000.00	557,480,000.00	37,890,000.00	595,370,000.00	175.44	(256,010,000.00)
2010303	- Surat Keterangan Kependudukan	80,000,000.00	128,380,000.00	4,525,000.00	132,905,000.00	166.13	(52,905,000.00)
2010304	- Kematian	165,000.00	325,000.00	15,000.00	340,000.00	206.06	(175,000.00)
2010305	- Perkawinan	2,365,000.00	1,400,000.00	2,950,000.00	4,350,000.00	183.93	(1,985,000.00)
2010306	- Perceraian	700,000.00	-	300,000.00	300,000.00	42.86	400,000.00
2010314	- Denda Administratif	50,000,000.00	42,910,000.00	5,890,000.00	48,800,000.00	97.60	1,200,000.00
20104	PEL. PEMAKAMAN & PENGABUAN MAYAT	6,000,000.00	2,290,000.00	3,760,000.00	6,050,000.00	100.83	(50,000.00)
2010401	- Makam Kristen	6,000,000.00	2,290,000.00	3,760,000.00	6,050,000.00	100.83	(50,000.00)
20105	RET. PARKIR DITEPI JALAN UMUM	570,000,000.00	525,685,200.00	44,314,800.00	570,000,000.00	100.00	-
2010501	- Ret. Parkir di Tepi Jalan Umum	570,000,000.00	525,685,200.00	44,314,800.00	570,000,000.00	100.00	-
2010502	- Insidentil	-	-	-	-	-	-
20106	RETRIBUSI PASAR	1,778,798,800.00	1,617,581,665.00	162,918,590.00	1,780,500,255.00	100.10	(1,701,455.00)
2010601	- Pasar Daerah	1,778,798,800.00	1,617,581,665.00	162,918,590.00	1,780,500,255.00	100.10	(1,701,455.00)
20107	PENGUJIAN KENDARAAN BERMOTOR	432,000,000.00	395,158,500.00	38,783,000.00	433,941,500.00	100.45	(1,941,500.00)

2010701	- Pengujian Kendaraan Bermotor	432,000,000.00	395,158,500.00	38,783,000.00	433,941,500.00	100.45	(1,941,500.00)
20108	RETRIBUSI PEMERIKSAAN ALAT PEMADAM KE	3,195,000.00	1,000,000.00	2,000,000.00	3,000,000.00	93.90	195,000.00
2010801	- Pemeriksaan Alat Pemadam Kebakaran <i>PU</i>	3,195,000.00	1,000,000.00	2,000,000.00	3,000,000.00	93.90	195,000.00
20111	RET. PENYEDIAAN/PENYEDOTAN KAKUS	47,030,000.00	36,421,000.00	10,680,000.00	47,101,000.00	100.15	(71,000.00)
2011101	- MCK Pasar <i>PU</i>	14,000,000.00	12,721,000.00	1,300,000.00	14,021,000.00	100.15	(21,000.00)
2011102	- MCK Terminal	17,280,000.00	15,400,000.00	1,880,000.00	17,280,000.00	100.00	-
2011103	- MCK Keliling	15,750,000.00	8,300,000.00	7,500,000.00	15,800,000.00	100.32	(50,000.00)
20113	RET. PENGENDALIAN MENARA TELEKOMUNIK	350,000,000.00	-	552,901,553.00	552,901,553.00	157.97	(202,901,553.00)
2011301	- Pengendalian Menara Telekomunikasi <i>Perum</i>	350,000,000.00	-	552,901,553.00	552,901,553.00	157.97	(202,901,553.00)
202	RETRIBUSI JASA USAHA	4,022,913,967.00	4,159,024,753.00	280,737,700.00	4,439,762,453.00	110.36	(416,848,486.00)
20201	PEMAKAIAN KEKAYAAN DAERAH	✓ 2,750,744,467.00	2,911,900,253.00	136,226,200.00	3,048,126,453.00	110.81	(297,381,986.00)
2020101	- Pemakaian Tanah /Tempat yg dikuasai PEMKAB	-	-	-	-	-	-
2020102	- Pemakaian Rumah yg dikuasai oleh PEMKAB	2,250,000.00	843,000.00	251,700.00	1,094,700.00	48.65	1,155,300.00
2020103	- Pemakaian Gedung Sasana Praja	122,500,000.00	92,900,000.00	14,500,000.00	107,400,000.00	87.67	15,100,000.00
2020104	- Pemakaian Gedung gelanggang Remaja	27,000,000.00	22,100,000.00	4,900,000.00	27,000,000.00	100.00	-
2020105	- Pemakaian Gedung Badminton/Tenis	7,500,000.00	-	2,500,000.00	2,500,000.00	33.33	5,000,000.00
2020106	- Pemakaian Stadion	13,750,000.00	6,000,000.00	-	6,000,000.00	43.64	7,750,000.00
2020107	- Pemakaian Padepokan Reog <i>UMUM</i>	9,000,000.00	11,500,000.00	-	11,500,000.00	127.78	(2,500,000.00)
2020108	- Pemakaian Alat-alat Berat <i>PU</i>	13,000,000.00	11,390,000.00	780,000.00	12,170,000.00	93.62	830,000.00
2020110	- Pengelolaan Tanah Eks Bengkok <i>DPPKAS</i>	2,100,000,000.00	2,306,687,043.00	84,243,000.00	2,390,930,043.00	113.85	(290,930,043.00)
2020111	- Pemakaian Pang. Utama Alon 2/Paseban <i>UMUM</i>	11,650,000.00	5,750,000.00	-	5,750,000.00	49.36	5,900,000.00
2020112	- Penerimaan dari sewa gedung PKK	2,450,000.00	2,450,000.00	-	2,450,000.00	100.00	-
2020113	- Sewa Gedung Korpri	17,500,000.00	15,500,000.00	2,400,000.00	17,900,000.00	102.29	(400,000.00)
2020114	- Pemakaian Aloon-Aloon <i>UMUM</i>	184,000,000.00	183,984,500.00	185,500.00	184,170,000.00	100.09	(170,000.00)
2020115	- Penumpukan Material <i>PU</i>	4,750,000.00	2,255,000.00	2,495,000.00	4,750,000.00	100.00	-
2020116	- Penutupan Jalan <i>KPPT</i>	-	540,000.00	-	540,000.00	-	(540,000.00)
2020117	- Tempat Reklame <i>KPPT</i>	65,000,000.00	85,535,810.00	9,122,600.00	94,658,410.00	145.63	(29,658,410.00)
2020118	- Pertokoan diluar Pasar <i>INDUKOP</i>	150,000,000.00	144,592,900.00	8,018,400.00	152,611,300.00	101.74	(2,611,300.00)
2020120	- Penggunaan Peralatan & Lab. Pembangunan <i>PU</i>	20,394,467.00	19,872,000.00	6,830,000.00	26,702,000.00	130.93	(6,307,533.00)
0202	RET. PASAR GROSIR/PERTOKOAN	70,232,000.00	49,700,000.00	21,582,000.00	71,282,000.00	101.50	(1,050,000.00)
020201	- Pertokoan <i>INDUKOP</i>	69,000,000.00	48,900,000.00	21,150,000.00	70,050,000.00	101.52	(1,050,000.00)
020202	- Pertokoan diterminal	1,232,000.00	800,000.00	432,000.00	1,232,000.00	100.00	-
0204	RETRIBUSI TERMINAL	288,750,000.00	269,544,000.00	20,695,000.00	290,239,000.00	100.52	(1,489,000.00)

2020401	- Terminal Selo Aji	168,000,000.00	164,606,000.00	10,085,000.00	174,691,000.00	103.98	(6,691,000.00)
2020402	- Terminal Cargo / Ijin Khusus	105,000,000.00	89,578,000.00	8,925,000.00	98,503,000.00	93.81	6,497,000.00
2020403	- Sub Terminal	15,750,000.00	15,360,000.00	1,685,000.00	17,045,000.00	108.22	(1,295,000.00)
20205	RETRIBUSI TEMPAT KHUSUS PARKIR	177,500,000.00	164,323,500.00	13,289,500.00	177,613,000.00	100.06	(113,000.00)
2020502	- Ex. Tanah Pengadilan	33,000,000.00	30,260,000.00	2,790,000.00	33,050,000.00	100.15	(50,000.00)
2020505	- Pasar Songgo Langit	83,000,000.00	75,944,000.00	7,085,000.00	83,029,000.00	100.03	(29,000.00)
2020506	- Pasar Legi Selatan	11,500,000.00	10,554,000.00	980,000.00	11,534,000.00	100.30	(34,000.00)
2020507	- Terminal Selo Aji	19,500,000.00	17,955,000.00	1,545,000.00	19,500,000.00	100.00	-
2020508	- Insidentil	30,500,000.00	29,610,500.00	889,500.00	30,500,000.00	100.00	-
20206	RET. TEMPAT PENGINAPAN/PESANGG./VILLA	19,400,000.00	15,600,000.00	3,900,000.00	19,500,000.00	100.52	(100,000.00)
2020601	- Pemakaian Pesanggrahan Ngebel	14,000,000.00	12,900,000.00	1,200,000.00	14,100,000.00	100.71	(100,000.00)
2020602	- Pemakaian Penginapan Terminal	5,400,000.00	2,700,000.00	2,700,000.00	5,400,000.00	100.00	-
0208	RET. JASA USH. RMH POTONG HEWAN	33,000,000.00	30,836,000.00	2,200,000.00	33,036,000.00	100.11	(36,000.00)
020801	- Ret. Jasa Usaha Rumah Potong Hewan	33,000,000.00	30,836,000.00	2,200,000.00	33,036,000.00	100.11	(36,000.00)
0210	RET. TEMPAT REKREASI DAN OLAH RAGA	551,287,500.00	637,121,000.00	30,845,000.00	667,966,000.00	121.16	(116,678,500.00)
021001	- Wisata Ngebel	320,000,000.00	407,720,000.00	22,740,000.00	430,460,000.00	134.52	(110,460,000.00)
021002	- Wisata Ngembak	92,287,500.00	109,565,000.00	8,105,000.00	117,670,000.00	127.50	(25,382,500.00)
021003	- Kolam Renang	37,500,000.00	17,175,000.00	-	17,175,000.00	45.80	20,325,000.00
021005	- Grebeg Suro	87,500,000.00	87,550,000.00	-	87,550,000.00	100.06	(50,000.00)
021006	- Reyog Mini	14,000,000.00	15,111,000.00	-	15,111,000.00	107.94	(1,111,000.00)
0213	RET. PENJUALAN USAHA DAERAH	132,000,000.00	80,000,000.00	52,000,000.00	132,000,000.00	100.00	-
021301	- Penjualan Hasil Pertanian/TPH	32,000,000.00	-	32,000,000.00	32,000,000.00	100.00	-
021302	- Penjualan Hasil Kehutanan	30,000,000.00	20,000,000.00	10,000,000.00	30,000,000.00	100.00	-
021303	- Penjualan Hasil Perkebunan	20,000,000.00	14,000,000.00	6,000,000.00	20,000,000.00	100.00	-
021305	- Penjualan Hasil Perikanan	35,000,000.00	31,000,000.00	4,000,000.00	35,000,000.00	100.00	-
021306	- Usaha BIPP/ Pembenhian Padi	15,000,000.00	15,000,000.00	-	15,000,000.00	100.00	-
021307	- BPP	-	-	-	-	-	-
3	RETRIBUSI PERIJINAN TERTENTU	1,100,450,000.00	1,097,349,910.00	15,932,200.00	1,113,282,110.00	101.17	(12,832,110.00)
301	- IJIN MENDIRIKAN BANGUNAN	924,450,000.00	919,601,000.00	10,378,000.00	929,979,000.00	100.60	(5,529,000.00)
303	- IJIN GANGGUAN	159,500,000.00	167,770,910.00	4,942,200.00	172,713,110.00	108.28	(13,213,110.00)
304	- IJIN TRAYEK	16,500,000.00	9,978,000.00	612,000.00	10,590,000.00	64.18	5,910,000.00
	HSL. PENG. KEKAYAAN DRH YG DIPISAHKAN	1,531,521,329.16	1,283,010,329.16	6,500,000.00	1,289,510,329.16	84.20	242,011,000.00

119	41301	BAG. LABA ATAS PENYERTAAN MODAL PERS. I	259,481,000.00	5,000,000.00	6,500,000.00	11,500,000.00	4.43	247,981,000.00
120	4130101	- PD. Sari Gunung	11,500,000.00	5,000,000.00	6,500,000.00	11,500,000.00	100.00	-
121	4130103	- PD Bank Kredit Pasar	240,000,000.00	-	-	-	-	240,000,000.00
122	4130104	- Bagain Laba pada BPR Jatim	7,981,000.00	-	-	-	-	7,981,000.00
123	41302	BAG. LABA ATAS PEYERT. MODAL PADA PERS	1,272,040,329.16	1,278,010,329.16	-	1,278,010,329.16	100.47	(5,970,000.00)
124	4130201	- Bank JATIM	1,272,040,329.16	1,278,010,329.16	-	1,278,010,329.16	100.47	(5,970,000.00)
125	414	LAIN-LAIN PAD YANG SAH	55,374,847,060.58	48,686,741,177.27	10,431,959,742.38	59,118,700,919.65	106.76	(3,743,853,859.07)
126	41401	HASIL PENJ. ASET DRH YG. TDK. DIPISAHKAN	18,180,000.00	42,842,400.00	-	42,842,400.00	235.66	(24,662,400.00)
127	4140106	- Penjualan Kendaraan Dinas	-	-	-	-	-	-
128	4140107	- Penjualan Drum Bekas	12,180,000.00	30,914,400.00	-	30,914,400.00	253.81	(18,734,400.00)
129	4140108	- Penjualan Hasil Penebangan Pohon	6,000,000.00	11,928,000.00	-	11,928,000.00	198.80	(5,928,000.00)
130	41402	PENERIMAAN JASA GIRO	1,800,000,000.00	2,504,299,938.09	394,290,200.41	2,898,590,138.50	161.03	(1,098,590,138.50)
131	4140201	- Jasa Giro Kas Daerah	1,800,000,000.00	2,504,299,938.09	394,290,200.41	2,898,590,138.50	161.03	(1,098,590,138.50)
132	41403	PENERIMAAN BUNGA DEPOSITO	1,900,000,000.00	2,812,602,739.40	-	2,812,602,739.40	148.03	(912,602,739.40)
133	4140301	- Rekening Deposito Pada Bank JATIM	1,900,000,000.00	2,812,602,739.40	-	2,812,602,739.40	148.03	(912,602,739.40)
134	41414	PEND. DARI PENGEMBALIAN DARI DANA BERG	13,050,000.00	49,128,000.00	-	49,128,000.00	376.46	(36,078,000.00)
135	4141401	- Dana Bergulir dari kelompok masyarakat pedaga	-	36,078,000.00	-	36,078,000.00	-	(36,078,000.00)
136	4141402	- Dana Bergulir dari Kelompok Masyarakat Petani	13,050,000.00	13,050,000.00	-	13,050,000.00	100.00	-
137	41415	PENERIMAAN LAIN-LAIN	2,643,617,060.58	2,672,395,505.08	893,331,039.22	3,565,726,544.30	134.88	(922,109,483.72)
138	4141505	- Lain-lain Penerimaan	2,556,617,060.58	2,672,395,505.08	893,331,039.22	3,565,726,544.30	139.47	(1,009,109,483.72)
139	4141506	- Penerimaan kembali dana bergulir koperasi	87,000,000.00	-	-	-	-	87,000,000.00
140	41416	PENDAPATAN BLUD	49,000,000,000.00	40,605,472,594.70	9,144,338,502.75	49,749,811,097.45	101.53	(749,811,097.45)
141	4141601	- Pendapatan BLUD Rumah Sakit	49,000,000,000.00	40,605,472,594.70	9,144,338,502.75	49,749,811,097.45	101.53	(749,811,097.45)
142	42	DANA PERIMBANGAN	912,138,263,347.00	885,543,017,848.00	32,947,990,861.00	918,491,008,709.00	100.70	(6,352,745,362.00)
143	421	BAGI HASIL PAJAK & HASIL BUKAN PAJAK	70,673,844,347.00	59,675,283,848.00	17,351,305,861.00	77,026,589,709.00	108.99	(6,352,745,362.00)
144	42101	BAGI HASIL PAJAK	61,009,464,652.00	47,133,919,387.00	11,216,468,359.00	58,350,387,746.00	95.64	2,659,076,906.00
145	4210101	- Pajak Bumi & Bangunan/PBB	44,500,000,000.00	32,666,128,588.00	5,441,285,970.00	38,107,414,558.00	85.63	6,392,585,442.00
146	4210103	- Bagi Hasil PPh.Ps. 21, PPh Org. Pribadi Ps.25,29	10,008,396,758.00	10,964,416,207.00	3,360,984,387.00	14,325,400,594.00	143.13	(4,317,003,836.00)
147	4210104	- Bagi Hasil Cukai Hasil Tembakau	6,501,067,894.00	3,503,374,592.00	2,414,198,002.00	5,917,572,594.00	91.02	583,495,300.00

102	BAGI HSL BUKAN PAJAK/SUMBER DAYA ALAM	9,664,379,695.00	12,541,364,461.00	6,134,837,502.00	18,676,201,963.00	193.25	(9,011,822,268.00)
10202	- Provisi Sumber Daya Hutan (PSDH)	523,849,803.00	493,026,064.00	73,990,186.00	567,016,250.00	108.24	(43,166,447.00)
10204	- Iuran Tetap (Landrent)	2,560,000.00	-	-	-	-	2,560,000.00
10205	- Iuran Eksplorasi dan Eksploitasi (Royalti)	11,936,200.00	3,037,656.00	-	3,037,656.00	25.45	8,898,544.00
10207	- Pungutan Hasil Perikanan	241,448,692.00	262,636,392.00	81,349,827.00	343,986,219.00	142.47	(102,537,527.00)
10208	- Penerimaan Sektor Tambang Minyak Bumi	8,556,274,000.00	10,956,227,832.00	3,819,400,711.00	14,775,628,543.00	172.69	(6,219,354,543.00)
10209	- Penerimaan Sektor Tambang Gas Bumi	328,311,000.00	826,436,517.00	2,160,096,778.00	2,986,533,295.00	909.67	(2,658,222,295.00)
2	DANA ALOKASI UMUM	779,077,679,000.00	779,077,679,000.00	-	779,077,679,000.00	100.00	-
201	DANA ALOKASI UMUM	779,077,679,000.00	779,077,679,000.00	-	779,077,679,000.00	100.00	-
20101	- Dana Alokasi Umum	779,077,679,000.00	779,077,679,000.00	-	779,077,679,000.00	100.00	-
3	DANA ALOKASI KHUSUS	62,386,740,000.00	46,790,055,000.00	15,596,685,000.00	62,386,740,000.00	100.00	-
301	DANA ALOKASI KHUSUS	62,386,740,000.00	46,790,055,000.00	15,596,685,000.00	62,386,740,000.00	100.00	-
30101	- DAK Pendidikan	30,163,360,000.00	22,622,520,000.00	7,540,840,000.00	30,163,360,000.00	100.00	-
30102	- DAK Kesehatan	8,064,010,000.00	6,048,007,500.00	2,016,002,500.00	8,064,010,000.00	100.00	-
30103	- DAK Infrastruktur Jalan	7,660,840,000.00	5,745,630,000.00	1,915,210,000.00	7,660,840,000.00	100.00	-
30104	- DAK Infrastruktur Irigasi	3,869,370,000.00	2,902,027,500.00	967,342,500.00	3,869,370,000.00	100.00	-
30105	- DAK Infrastruktur Air Minum dan Sanitasi	2,324,890,000.00	1,743,667,500.00	581,222,500.00	2,324,890,000.00	100.00	-
30107	- DAK Kelautan dan Perikanan	1,321,470,000.00	991,102,500.00	330,367,500.00	1,321,470,000.00	100.00	-
30108	- DAK Pertanian	5,153,820,000.00	3,865,365,000.00	1,288,455,000.00	5,153,820,000.00	100.00	-
30109	- DAK Lingkungan Hidup	730,950,000.00	548,212,500.00	182,737,500.00	730,950,000.00	100.00	-
30110	- DAK Keluarga Berencana	1,561,140,000.00	1,170,855,000.00	390,285,000.00	1,561,140,000.00	100.00	-
30111	- DAK Kehutanan	1,222,600,000.00	916,950,000.00	305,650,000.00	1,222,600,000.00	100.00	-
30114	- Dana Alokasi khusus Perhubungan	314,290,000.00	235,717,500.00	78,572,500.00	314,290,000.00	100.00	-
	LAIN-LAIN PENDAPATAN DAERAH YG SAH	254,271,106,552.00	230,167,359,068.00	13,029,691,816.00	243,197,050,884.00	95.64	11,074,055,668.00
	BAGI HASIL PAJAK DARI PROV. DAN PEMDA	57,304,591,713.00	33,187,853,541.00	13,015,614,873.00	46,203,468,414.00	80.63	11,101,123,299.00
01	BAGI HASIL PAJAK PROPINSI	57,304,591,713.00	33,187,853,541.00	13,015,614,873.00	46,203,468,414.00	80.63	11,101,123,299.00
0101	- Pajak Kendaraan Bermotor (PKB)	20,494,630,205.00	11,844,949,815.00	5,985,575,466.00	17,830,525,281.00	87.00	2,664,104,924.00
0103	- Bea Balik Nama Kend. Bermotor (BBNKB)	19,613,144,181.00	11,225,961,413.00	2,212,337,915.00	13,438,299,328.00	68.52	6,174,844,853.00
0105	- Pajak Bahan Bakar Kend. Bermotor (PBBKB)	17,014,314,434.00	9,984,364,638.00	4,761,189,540.00	14,745,554,178.00	86.67	2,268,760,256.00
0107	- Pajak Pemanfaatan Air Permukaan (AP)	182,502,893.00	132,577,675.00	56,544,952.00	189,089,627.00	103.61	(6,586,734.00)
	DANA PENYESUAIAN DAN OTONOMI KHUSUS	157,237,213,000.00	157,237,213,000.00	-	157,237,213,000.00	100.00	-

01	- Dana Penyesuaian	157,237,213,000.00	157,237,213,000.00	-	157,237,213,000.00	100.00	-
0101	- Tambahan Penghasilan Guru PNSD	7,977,000,000.00	7,977,000,000.00	-	7,977,000,000.00	100.00	-
0102	- Tunjangan Profesi Guru PNSD	148,386,531,000.00	148,386,531,000.00	-	148,386,531,000.00	100.00	-
0106	- Dana Proyek Pemerintah Daerah dan Desentralisasi	873,682,000.00	873,682,000.00	-	873,682,000.00	100.00	-
	BAN. KEUANGAN DARI PROP. / PEMDA LAINNY	39,729,301,839.00	39,742,292,527.00	14,076,943.00	39,756,369,470.00	100.07	(27,067,631.00)
1	BANTUAN KEUANGAN DARI PROPINSI	39,729,301,839.00	39,742,292,527.00	14,076,943.00	39,756,369,470.00	100.07	(27,067,631.00)
101	- Ban. Keuangan Khusus Bid. Pemerintahan	-	-	-	-	-	-
102	- Penerimaan Sumbangan Pihak Ketiga	36,641,839.00	49,632,527.00	14,076,943.00	63,709,470.00	173.87	(27,067,631.00)
103	- Ban. Keuangan untuk Peningk. ekonomi Produktif	6,700,000,000.00	6,700,000,000.00	-	6,700,000,000.00	100.00	-
104	- Ban. Keuangan untuk Pendukung Infrastruktur	21,500,000,000.00	21,500,000,000.00	-	21,500,000,000.00	100.00	-
105	- Ban. Keuangan untuk Peningkatan Pendidikan	6,967,360,000.00	11,392,660,000.00	-	11,392,660,000.00	163.51	(4,425,300,000.00)
106	- Ban. Keuangan untuk peningkatan Kesehatan	4,425,300,000.00	-	-	-	-	4,425,300,000.00
107	- Ban. Keuangan Peringatan hari jadi Propinsi	50,000,000.00	50,000,000.00	-	50,000,000.00	100.00	-
108	- Ban. Keu. Hari Aksara Internasional Tk. Prop. Jatim	50,000,000.00	50,000,000.00	-	50,000,000.00	100.00	-
	JUMLAH TOTAL PENDAPATAN	1,256,708,019,055.74	1,199,254,329,610.43	61,198,504,571.38	1,260,452,834,181.81	100.30	(3,744,815,126.07)

Ponorogo, 16 Januari 2013

Kepala Dinas Pendapatan Pengelolaan Keuangan
Dan Asset Daerah Kabupaten Ponorogo

BAMBANG TRI WAHONO, SH, MM
Pembina Utama Muda
NIP. 19650629 199103 1 012

ONOROGO



LAMPIRAN 4

DATA REALISASI PENDAPATAN DAERAH 2013



PEMERINTAH KABUPATEN PONOROGO
DINAS PENDAPATAN PENGELOLAAN KEUANGAN
DAN ASSET DAERAH

Jl. Aloon-Aloon Utara No. 3 Lantai II Gdg. Graha Krida Praja Telepon (0352) 481612

PONOROGO

Ponorogo, 10 Januari 2014

Nomor : 973/ 375 /405.17/2013
Sifat : Penting
Lampiran : 1 (satu) bendel
Perihal : Laporan PAD, Dana
Perimbangan dan Lain -
Lain Pendapatan yang
Sah bulan Desember 2013.

Kepada
Yth. Bupati Ponorogo
di
PONOROGO

Bersama ini disampaikan dengan hormat, Daftar Laporan Pendapatan Asli Daerah (PAD), Dana Perimbangan dan Lain-lain Pendapatan Daerah yang sah Kabupaten Ponorogo Tahun Anggaran 2013 Realisasi sampai dengan tanggal 31 Desember 2013.

1. Pendapatan Asli Daerah (PAD)	115.49 %
a. 411 Pajak Daerah	118.52 %
b. 412 Retribusi Daerah	111.21 %
c. 413 Hasil Pengelolaan Kekayaan Daerah Yg dipisahkan	70.01 %
d. 414 Lain-lain PAD yang Sah	115.95 %
2. Dana Perimbangan	100.51 %
a. 421 Bagi Hasil Pajak dan Bukan Pajak	109.35 %
b. 422 Dana Alokasi Umum	100.00 %
c. 423 Dana Alokasi Khusus.....	100.00 %
3. Lain-lain Pendapatan Daerah Yang Sah	101.04 %
a. 433 Bagi Hasil Pajak dari Prop. dan Pemda.....	105.55 %
b. 434 Dana Penyesuaian dan Otonomi Khusus	100.00 %
c. 435 Ban. Keuangan dari Prop./Pemda Lainnya.....	101.54 %

Sehingga jumlah seluruhnya 101.84 %
Secara terperinci realisasi per rekening seperti terlampir.

Demikian untuk menjadikan periksa.

KEPALA DINAS PENDAPATAN PENGELOLAAN
KEUANGAN DAN ASSET DAERAH
KABUPATEN PONOROGO

TEMBUSAN :

- Yth. 1. Sdr. Inspektur Kabupaten Ponorogo;
2. Sdr. Kepala BAPPEDA Kab. Ponorogo ;
3. Sdr. Asisten Administrasi Umum Kab. Ponorogo;
4. Sdr. Para Kepala Dinas/Badan/Bagian yang terkait di Ponorogo;
5. Sdr. Direktur RSUD Kabupaten Ponorogo;
6. Sdr. Para Direktur PD. Kab. Ponorogo;

BAMBANG TRI WAHONO, SH.MM

Pembina Utama Muda

NIP. 19650629 199103 1 012

PEMERINTAH KABUPATEN PONOROGO
DINAS PENDAPATAN PENGELOLAAN KEUANGAN DAN ASSET DAERAH
Jln. Aloon-Aloon Utara No. 3 Lantai II Gedung Graha Krida Praja Telp. 0351-481612
PONOROGO

LAPORAN REALISASI PENDAPATAN DAERAH
PERIODE BULAN : DESEMBER 2013

KODE	NAMA REKENING PENDAPATAN	TARGET	REALISASI			%	SISA
			S/D BULAN LALU	BULAN INI	S/D BULAN INI		
41	PENDAPATAN ASLI DAERAH	116,076,194,729.16	125,359,138,741.99	8,946,962,215.66	134,306,100,957.65	115.71	(18,229,906,228.49)
411	PAJAK DAERAH	33,355,000,000.00	36,335,743,698.00	3,197,296,637.00	39,533,040,335.00	118.52	(6,178,040,335.00)
41101	PAJAK HOTEL	205,000,000.00	297,819,299.00	52,790,446.00	350,609,745.00	171.03	(145,609,745.00)
4110108	- Hotel Melati Dua	190,000,000.00	276,193,799.00	50,720,446.00	326,914,245.00	172.06	(136,914,245.00)
4110112	- Losmen / Rumah Penginapan	15,000,000.00	21,625,500.00	2,070,000.00	23,695,500.00	157.97	(8,695,500.00)
41102	PAJAK RESTORAN	1,080,000,000.00	1,215,312,672.00	356,488,230.00	1,571,800,902.00	145.54	(491,800,902.00)
4110201	- Restoran	130,000,000.00	154,286,300.00	25,854,454.00	180,140,754.00	138.57	(50,140,754.00)
4110205	- Penyajian	935,000,000.00	1,050,130,372.00	329,435,776.00	1,379,566,148.00	147.55	(444,566,148.00)
4110206	- Warung	15,000,000.00	10,896,000.00	1,198,000.00	12,094,000.00	80.63	2,906,000.00
41103	PAJAK HIBURAN	252,500,000.00	233,561,200.00	34,280,000.00	267,841,200.00	106.08	(15,341,200.00)
4110307	- Karaoke	150,000,000.00	139,203,400.00	23,100,000.00	162,303,400.00	108.20	(12,303,400.00)
4110321	- Pajak Hiburan Hari Raya	22,500,000.00	22,395,000.00	127,500.00	22,522,500.00	100.10	(22,500.00)
4110323	- Pajak Hiburan Insidentil	80,000,000.00	71,962,800.00	11,052,500.00	83,015,300.00	103.77	(3,015,300.00)
41104	PAJAK REKLAME	770,000,000.00	782,890,941.00	39,742,410.00	822,633,351.00	106.84	(52,633,351.00)
4110401	- Papan Nama / Billboard	640,000,000.00	655,571,323.00	23,961,700.00	679,533,023.00	106.18	(39,533,023.00)
4110402	- Umbul2, Spanduk, Baliho dan Film	130,000,000.00	127,319,618.00	15,780,710.00	143,100,328.00	110.08	(13,100,328.00)
41105	PAJAK PENERANGAN JALAN	10,600,000,000.00	11,181,626,169.00	1,156,495,527.00	12,338,121,696.00	116.40	(1,738,121,696.00)
4110501	- Penerangan Jalan Pelanggan PLN	10,600,000,000.00	11,181,626,169.00	1,156,495,527.00	12,338,121,696.00	116.40	(1,738,121,696.00)
41107	PAJAK PARKIR	25,000,000.00	31,023,500.00	19,480,100.00	50,503,600.00	202.01	(25,503,600.00)
4110701	- Parkir	25,000,000.00	31,023,500.00	19,480,100.00	50,503,600.00	202.01	(25,503,600.00)
41108	Pajak Air Tanah	150,000,000.00	197,319,050.00	21,934,187.00	219,253,237.00	146.17	(69,253,237.00)
4110801	- Pajak Air Tanah	150,000,000.00	197,319,050.00	21,934,187.00	219,253,237.00	146.17	(69,253,237.00)
41111	PAJAK MINERAL BUKAN LOGAM DAN BATUAN	672,500,000.00	846,972,488.00	132,733,260.00	979,705,748.00	145.68	(307,205,748.00)
4111104	- Batu Kapur	22,500,000.00	3,500,000.00	-	3,500,000.00	15.56	19,000,000.00
4111106	- Batu Kali / Andesit / Pasir	650,000,000.00	843,472,488.00	132,733,260.00	976,205,748.00	150.19	(326,205,748.00)

41112	PAJAK BUMI DAN BANGUNAN P2	15,350,000,000.00	16,342,674,920.00	131,475,427.00	16,474,150,347.00	107.32	(1,124,150,347.00)
4111201	- Pajak Bumi dan Bangunan P2	15,350,000,000.00	16,342,674,920.00	131,475,427.00	16,474,150,347.00	107.32	(1,124,150,347.00)
41113	PAJAK BEA PEROLEHAN HAK ATAS TANAH DA	4,250,000,000.00	5,206,543,459.00	1,251,877,050.00	6,458,420,509.00	151.96	(2,208,420,509.00)
4111301	- BPHTB	4,250,000,000.00	5,206,543,459.00	1,251,877,050.00	6,458,420,509.00	151.96	(2,208,420,509.00)
412	RETRIBUSI DAERAH	14,575,523,400.00	14,373,428,326.00	1,836,635,626.00	16,210,063,952.00	111.21	(1,634,540,552.00)
41201	RETRIBUSI JASA UMUM	10,006,469,400.00	9,328,614,688.00	1,428,747,897.00	10,757,362,585.00	107.50	(750,893,185.00)
4120101	RETRIBUSI PELAYANAN KESEHATAN	5,298,194,400.00	4,533,914,184.00	853,202,800.00	5,387,116,984.00	101.68	(88,922,584.00)
412010102	- Pendapatan Askes	936,000,000.00	893,668,484.00	81,444,000.00	975,112,484.00	104.18	(39,112,484.00)
412010103	- Puskesmas dan jaringannya	4,326,194,400.00	3,595,011,700.00	770,958,800.00	4,365,970,500.00	100.92	(39,776,100.00)
412010104	- Labkesda	36,000,000.00	45,234,000.00	800,000.00	46,034,000.00	127.87	(10,034,000.00)
4120102	RET. PELAYANAN SAMPAH/KEBERSIHAN	153,475,000.00	71,995,500.00	77,555,500.00	149,551,000.00	97.44	3,924,000.00
412010201	- Rumah Tangga/Perkantoran,dll	122,500,000.00	47,152,500.00	75,348,500.00	122,501,000.00	100.00	(1,000.00)
412010203	- Kebersihan Terminal	17,325,000.00	12,225,000.00	1,070,000.00	13,295,000.00	76.74	4,030,000.00
412010204	- Pasar Daerah	13,650,000.00	12,618,000.00	1,137,000.00	13,755,000.00	100.77	(105,000.00)
4120103	RETRIBUSI BIAYA CETAK KTP & AKTE CAPIL	907,575,000.00	1,046,530,000.00	92,220,000.00	1,138,750,000.00	125.47	(231,175,000.00)
412010301	- Kartu Keluarga	450,000,000.00	510,340,000.00	43,880,000.00	554,220,000.00	123.16	(104,220,000.00)
412010302	- KTP	300,000,000.00	346,020,000.00	34,180,000.00	380,200,000.00	126.73	(80,200,000.00)
412010303	- Surat Keterangan Kependudukan	50,000,000.00	93,100,000.00	6,775,000.00	99,875,000.00	199.75	(49,875,000.00)
412010304	- Kematian	165,000.00	330,000.00	30,000.00	360,000.00	218.18	(195,000.00)
412010305	- Perkawinan	2,365,000.00	750,000.00	1,950,000.00	2,700,000.00	114.16	(335,000.00)
412010306	- Perceraian	700,000.00	300,000.00	100,000.00	400,000.00	57.14	300,000.00
412010314	- Denda Administratif	104,345,000.00	95,690,000.00	5,305,000.00	100,995,000.00	96.79	3,350,000.00
4120104	PEL. PEMAKAMAN & PENGABUAN MAYAT	6,500,000.00	720,000.00	2,530,000.00	3,250,000.00	50.00	3,250,000.00
412010401	- Makam Kristen	6,500,000.00	720,000.00	2,530,000.00	3,250,000.00	50.00	3,250,000.00
4120105	RET. PARKIR DITEPI JALAN UMUM	612,500,000.00	527,798,000.00	112,514,000.00	640,312,000.00	104.54	(27,812,000.00)
412010501	- Ret. Parkir di Tepi Jalan Umum	580,000,000.00	475,938,000.00	112,514,000.00	588,452,000.00	101.46	(8,452,000.00)
412010502	- Insidentil	32,500,000.00	51,860,000.00	-	51,860,000.00	159.57	(19,360,000.00)
4120106	RETRIBUSI PASAR	1,870,000,000.00	1,681,628,129.00	191,102,771.00	1,872,730,900.00	100.15	(2,730,900.00)
412010601	- Pasar Daerah	1,870,000,000.00	1,681,628,129.00	191,102,771.00	1,872,730,900.00	100.15	(2,730,900.00)
4120107	PENGUJIAN KENDARAAN BERMOTOR	308,000,000.00	300,768,000.00	29,769,000.00	330,537,000.00	107.32	(22,537,000.00)
412010701	- Pengujian Kendaraan Bermotor	308,000,000.00	300,768,000.00	29,769,000.00	330,537,000.00	107.32	(22,537,000.00)
4120108	RETRIBUSI PEMERIKSAAN ALAT PEMADAM KE	3,195,000.00	1,320,000.00	780,000.00	2,100,000.00	65.73	1,095,000.00

3	412010801	- Pemeriksaan Alat Pemadam Kebakaran	3,195,000.00	1,320,000.00	780,000.00	2,100,000.00	65.73	1,095,000.00
	4120111	RET. PENYEDIAAN/PENYEDOTAN KAKUS	47,030,000.00	33,585,000.00	13,540,000.00	47,125,000.00	100.20	(95,000.00)
	412011101	- MCK Pasar	14,000,000.00	12,895,000.00	1,200,000.00	14,095,000.00	100.68	(95,000.00)
	412011102	- MCK Terminal	17,280,000.00	15,690,000.00	1,590,000.00	17,280,000.00	100.00	-
	412011103	- MCK Keliling	15,750,000.00	5,000,000.00	10,750,000.00	15,750,000.00	100.00	-
	4120113	RET. PENGENDALIAN MENARA TELEKOMUNIKASI	800,000,000.00	1,130,355,875.00	55,533,826.00	1,185,889,701.00	148.24	(385,889,701.00)
	412011301	- Pengendalian Menara Telekomunikasi	800,000,000.00	1,130,355,875.00	55,533,826.00	1,185,889,701.00	148.24	(385,889,701.00)
	41202	RETRIBUSI JASA USAHA	4,056,079,000.00	4,519,896,038.00	372,927,429.00	4,892,823,467.00	120.63	(836,744,467.00)
	4120201	PEMAKAIAN KEKAYAAN DAERAH	2,774,197,000.00	3,314,206,038.00	199,997,929.00	3,514,203,967.00	126.67	(740,006,967.00)
	412020101	- Pemakaian Tanah /Tempat yg dikuasai PEMKAB	-	27,750,000.00	-	27,750,000.00	-	(27,750,000.00)
	412020102	- Pemakaian Rumah yg dikuasai oleh PEMKAB	2,250,000.00	200,700.00	159,300.00	360,000.00	16.00	1,890,000.00
	412020103	- Pemakaian Gedung Sasana Praja	108,000,000.00	112,000,000.00	40,780,000.00	152,780,000.00	141.46	(44,780,000.00)
	412020104	- Pemakaian Gedung gelanggang Remaja	27,750,000.00	60,774,100.00	23,826,100.00	84,600,200.00	304.87	(56,850,200.00)
	412020105	- Pemakaian Gedung Badminton/Tenis	5,000,000.00	-	2,500,000.00	2,500,000.00	50.00	2,500,000.00
	412020106	- Pemakaian Stadion	6,000,000.00	3,500,000.00	-	3,500,000.00	58.33	2,500,000.00
	412020107	- Pemakaian Padepokan Reog	11,650,000.00	12,000,000.00	-	12,000,000.00	103.00	(350,000.00)
	412020108	- Pemakaian Alat-alat Berat	20,000,000.00	8,085,000.00	3,142,500.00	11,227,500.00	56.14	8,772,500.00
	412020110	- Pengelolaan Tanah Eks Bengkok	2,100,000,000.00	2,570,183,228.00	86,501,829.00	2,656,685,057.00	126.51	(556,685,057.00)
	412020111	- Pemakaian Pang. Utama Alon 2/Paseban	11,650,000.00	8,900,000.00	3,250,000.00	12,150,000.00	104.29	(500,000.00)
	412020112	- Penerimaan dari sewa gedung PKK	2,450,000.00	2,500,000.00	-	2,500,000.00	102.04	(50,000.00)
	412020113	- Sewa Gedung Korpri	17,500,000.00	14,800,000.00	6,000,000.00	20,800,000.00	118.86	(3,300,000.00)
	412020114	- Pemakaian Aloon-Aloon	184,000,000.00	197,564,000.00	1,765,000.00	199,329,000.00	108.33	(15,329,000.00)
	412020115	- Penumpukan Material	4,750,000.00	1,070,000.00	-	1,070,000.00	22.53	3,680,000.00
	412020116	- Penutupan Jalan	-	-	-	-	-	-
	412020117	- Tempat Reklame	80,000,000.00	105,253,060.00	10,543,200.00	115,796,260.00	144.75	(35,796,260.00)
	412020118	- Pertokoan diluar Pasar	175,000,000.00	162,315,950.00	13,060,000.00	175,375,950.00	100.21	(375,950.00)
	412020120	- Penggunaan Peralatan & Lab. Pembangunan	13,197,000.00	20,710,000.00	8,470,000.00	29,180,000.00	221.11	(15,983,000.00)
	412020121	- Sewa Gedung dari Bappeda	5,000,000.00	6,600,000.00	-	6,600,000.00	132.00	(1,600,000.00)
	4120202	RET. PASAR GROSIR/PERTOKOAN	71,732,000.00	64,100,000.00	9,010,000.00	73,110,000.00	101.92	(1,378,000.00)
	412020201	- Pertokoan	70,500,000.00	62,950,000.00	8,925,000.00	71,875,000.00	101.95	(1,375,000.00)
	412020202	- Pertokoan diterminal	1,232,000.00	1,150,000.00	85,000.00	1,235,000.00	100.24	(3,000.00)
	4120204	RETRIBUSI TERMINAL	279,750,000.00	246,497,000.00	26,555,000.00	273,052,000.00	97.61	6,698,000.00
	412020401	- Terminal Selo Aji	174,000,000.00	152,460,000.00	14,770,000.00	167,230,000.00	96.11	6,770,000.00
	412020402	- Terminal Cargo / Ijin Khusus	90,000,000.00	79,947,000.00	10,110,000.00	90,057,000.00	100.06	(57,000.00)
	412020403	- Sub Terminal	15,750,000.00	14,090,000.00	1,675,000.00	15,765,000.00	100.10	(15,000.00)
	4120205	RETRIBUSI TEMPAT KHUSUS PARKIR	147,500,000.00	136,565,000.00	12,245,000.00	148,810,000.00	100.89	(1,310,000.00)

412020502	- Ex. Tanah Pengadilan	33,500,000.00	29,780,000.00	1,840,000.00	31,620,000.00	94.39	1,880,000.00
412020505	- Pasar Songgo Langit	83,000,000.00	77,025,000.00	7,855,000.00	84,880,000.00	102.27	(1,880,000.00)
412020506	- Pasar Legi Selatan	11,500,000.00	10,550,000.00	950,000.00	11,500,000.00	100.00	-
412020507	- Terminal Selo Aji	19,500,000.00	19,210,000.00	1,600,000.00	20,810,000.00	106.72	(1,310,000.00)
4120206	RET. TEMPAT PENGINAPAN/PESANGG.MILLA ✓	19,400,000.00	14,050,000.00	5,425,000.00	19,475,000.00	100.39	(75,000.00)
412020601	- Pemakaian Pesanggrahan Ngebel	14,000,000.00	11,350,000.00	2,725,000.00	14,075,000.00	100.54	(75,000.00)
412020602	- Pemakaian Penginapan Terminal	5,400,000.00	2,700,000.00	2,700,000.00	5,400,000.00	100.00	-
4120208	RET. JASA USH. RMH POTONG HEWAN	20,000,000.00	15,947,500.00	4,057,500.00	20,005,000.00	100.03	(5,000.00)
412020801	- Ret. Jasa Usaha Rumah Potong Hewan	20,000,000.00	15,947,500.00	4,057,500.00	20,005,000.00	100.03	(5,000.00)
4120210	RET. TEMPAT REKREASI DAN OLAH RAGA ✓	611,500,000.00	662,518,000.00	49,437,000.00	711,955,000.00	116.43	(100,455,000.00)
412021001	- Wisata Ngebel	390,000,000.00	454,303,000.00	41,593,000.00	495,896,000.00	127.15	(105,896,000.00)
412021002	- Wisata Ngembak	104,000,000.00	96,826,000.00	7,844,000.00	104,670,000.00	100.64	(670,000.00)
412021003	- Kolam Renang	15,000,000.00	8,700,000.00	-	8,700,000.00	58.00	6,300,000.00
412021005	- Grebeg Suro	87,500,000.00	87,539,000.00	-	87,539,000.00	100.04	(39,000.00)
412021006	- Reyog Mini	15,000,000.00	15,150,000.00	-	15,150,000.00	101.00	(150,000.00)
4120213	RET. PENJUALAN USAHA DAERAH	132,000,000.00	66,012,500.00	66,200,000.00	132,212,500.00	100.16	(212,500.00)
412021301	- Penjualan Hasil Pertanian/TPH	32,000,000.00	32,012,500.00	-	32,012,500.00	100.04	(12,500.00)
412021302	- Penjualan Hasil Kehutanan	30,000,000.00	-	30,000,000.00	30,000,000.00	100.00	-
412021303	- Penjualan Hasil Perkebunan	20,000,000.00	-	20,000,000.00	20,000,000.00	100.00	-
412021305	- Penjualan Hasil Perikanan	35,000,000.00	29,000,000.00	6,200,000.00	35,200,000.00	100.57	(200,000.00)
412021306	- Usaha BIPP/ Pembenhian Padi	15,000,000.00	5,000,000.00	10,000,000.00	15,000,000.00	100.00	-
412021307	- BPP	-	-	-	-	-	-
41203	RETRIBUSI PERIJINAN TERTENTU	512,975,000.00	524,917,600.00	34,960,300.00	559,877,900.00	109.14	(46,902,900.00)
4120301	- IJIN MENDIRIKAN BANGUNAN	335,475,000.00	320,331,000.00	29,714,000.00	350,045,000.00	104.34	(14,570,000.00)
4120303	- IJIN GANGGUAN	159,500,000.00	190,993,600.00	4,438,300.00	195,431,900.00	122.53	(35,931,900.00)
4120304	- IJIN TRAYEK	18,000,000.00	13,593,000.00	808,000.00	14,401,000.00	80.01	3,599,000.00
413	HSL. PENG. KEKAYAAN DRH YG DIPISAHKAN	1,531,521,329.16	1,020,909,770.24	51,350,000.00	1,072,259,770.24	70.01	459,261,558.92
41301	BAG. LABA ATAS PENYERTAAN MODAL PERS. I	259,481,000.00	84,810,385.20	51,350,000.00	136,160,385.20	52.47	123,320,614.80
4130101	- PD. Sari Gunung	11,500,000.00	8,000,000.00	2,350,000.00	10,350,000.00	90.00	1,150,000.00
4130103	- PD Bank Kredit Pasar	240,000,000.00	70,978,385.20	49,000,000.00	119,978,385.20	49.99	120,021,614.80
4130104	- Bagain Laba pada BPR Jatim	7,981,000.00	5,832,000.00	-	5,832,000.00	73.07	2,149,000.00
41302	BAG. LABA ATAS PEYERT. MODAL PADA PERS	1,272,040,329.16	936,099,385.04	-	936,099,385.04	73.59	335,940,944.12
4130201	- Bank JATIM	1,272,040,329.16	936,099,385.04	-	936,099,385.04	73.59	335,940,944.12
414	LAIN-LAIN PAD YANG SAH	66,614,150,000.00	73,629,056,947.75	3,861,679,952.66	77,490,736,900.41	116.33	(10,876,586,900.41)

41401	HASIL PENJ. ASET DRH YG. TDK.DIPISAHKAN	103,000,000.00	40,791,000.00	6,600,000.00	47,391,000.00	46.01	55,609,000.00
4140106	- Penjualan Kendaraan Dinas	75,000,000.00	-	-	-	-	75,000,000.00
4140107	- Penjualan Drum Bekas	20,000,000.00	38,259,000.00	-	38,259,000.00	191.30	(18,259,000.00)
4140108	- Penjualan Hasil Penebangan Pohon	8,000,000.00	2,532,000.00	6,600,000.00	9,132,000.00	114.15	(1,132,000.00)
41402	PENERIMAAN JASA GIRO	2,785,000,000.00	3,675,926,945.80	467,855,038.15	4,143,781,983.95	148.79	(1,358,781,983.95)
4140201	- Jasa Giro Kas Daerah	2,785,000,000.00	3,675,926,945.80	467,855,038.15	4,143,781,983.95	148.79	(1,358,781,983.95)
41403	PENERIMAAN BUNGA DEPOSITO	1,600,000,000.00	2,739,227,931.10	-	2,739,227,931.10	171.20	(1,139,227,931.10)
4140301	- Rekening Deposito Pada Bank JATIM	1,500,000,000.00	2,395,376,712.10	-	2,395,376,712.10	159.69	(895,376,712.10)
4140302	- Rekening Deposito pada Bank BNI	50,000,000.00	201,440,279.00	-	201,440,279.00	402.88	(151,440,279.00)
4140303	- Bunga Deposito pada Bank BRI	50,000,000.00	142,410,940.00	-	142,410,940.00	284.82	(92,410,940.00)
41414	PEND. DARI PENGEMBALIAN DARI DANA BERGOLIR	126,150,000.00	48,316,474.87	-	48,316,474.87	38.30	77,833,525.13
4141401	- Pend. dari Peng. Dana Bergulir Ket.Pangan	39,150,000.00	46,205,474.87	-	46,205,474.87	118.02	(7,055,474.87)
4141402	- Penerimaan kembali dana bergulir koperasi	87,000,000.00	2,111,000.00	-	2,111,000.00	2.43	84,889,000.00
41415	PENERIMAAN LAIN-LAIN	2,000,000,000.00	2,191,359,634.56	105,776,880.00	2,297,136,514.56	114.86	(297,136,514.56)
4141505	- Lain-lain Penerimaan	2,000,000,000.00	2,191,359,634.56	105,776,880.00	2,297,136,514.56	114.86	(297,136,514.56)
41416	PENDAPATAN BLUD	60,000,000,000.00	64,933,434,961.42	3,281,448,034.51	68,214,882,995.93	113.69	(8,214,882,995.93)
4141601	- Pendapatan BLUD Rumah Sakit	60,000,000,000.00	64,933,434,961.42	3,281,448,034.51	68,214,882,995.93	113.69	(8,214,882,995.93)
42	DANA PERIMBANGAN	1,011,584,127,018.00	985,037,493,545.00	31,720,850,578.00	1,016,758,344,123.00	100.51	(5,174,217,105.00)
421	BAGI HASIL PAJAK & HASIL BUKAN PAJAK	55,354,266,018.00	45,134,519,545.00	15,393,963,578.00	60,528,483,123.00	109.35	(5,174,217,105.00)
42101	BAGI HASIL PAJAK	39,976,009,084.00	32,792,609,348.00	12,154,249,260.00	44,946,858,608.00	112.43	(4,970,849,524.00)
4210101	- Pajak Bumi dan Bangunan/PBB	19,232,183,861.00	18,266,678,499.00	5,940,539,192.00	24,207,217,691.00	125.87	(4,975,033,830.00)
4210103	- Bagi Hasil PPh.Ps. 21, PPh Org.Pribadi Ps.25,29	12,699,353,150.00	7,619,611,887.00	3,109,374,990.00	10,728,986,877.00	84.48	1,970,366,273.00
4210104	- Bagi Hasil Cukai Hasil Tembakau	8,044,472,073.00	6,906,318,962.00	3,104,335,078.00	10,010,654,040.00	124.44	(1,966,181,967.00)
42102	BAGI HSL BUKAN PAJAK/SUMBER DAYA ALAM	15,378,256,934.00	12,341,910,197.00	3,239,714,318.00	15,581,624,515.00	101.32	(203,367,581.00)
4210202	- Provisi Sumber Daya Hutan (PSDH)	431,204,403.00	445,205,574.00	133,245,992.00	578,451,566.00	134.15	(147,247,163.00)
4210204	- Iuran Tetap (Landrent)	-	-	-	-	-	-
4210205	- Iuran Eksplorasi dan Eksploitasi (Royalti)	4,575,100.00	2,973,815.00	9,484,038.00	12,457,853.00	272.30	(7,882,753.00)
4210207	- Pungutan Hasil Perikanan	289,738,431.00	250,829,395.00	96,579,478.00	347,408,873.00	119.90	(57,670,442.00)
4210208	- Penerimaan Sektor Tambang Minyak Bumi	13,913,901,000.00	10,373,078,265.00	2,117,531,480.00	12,490,609,745.00	89.77	1,423,291,255.00
4210209	- Penerimaan Sektor Tambang Gas Bumi	738,838,000.00	1,197,665,348.00	882,873,330.00	2,080,538,678.00	281.60	(1,341,700,678.00)
4210210	- Penerimaan Sektor Tambang Panas Bumi	-	72,157,800.00	-	72,157,800.00	-	(72,157,800.00)
422	DANA ALOKASI UMUM	890,922,311,000.00	890,922,311,000.00	-	890,922,311,000.00	100.00	-

42201	DANA ALOKASI UMUM	890,922,311,000.00	890,922,311,000.00	-	890,922,311,000.00	100.00	-
4220101	- Dana Alokasi Umum	890,922,311,000.00	890,922,311,000.00	-	890,922,311,000.00	100.00	-
423	DANA ALOKASI KHUSUS	65,307,550,000.00	48,980,663,000.00	16,326,887,000.00	65,307,550,000.00	100.00	-
42301	DANA ALOKASI KHUSUS	65,307,550,000.00	48,980,663,000.00	16,326,887,000.00	65,307,550,000.00	100.00	-
4230101	- DAK Pendidikan	32,992,780,000.00	24,744,585,000.00	8,248,195,000.00	32,992,780,000.00	100.00	-
4230102	- DAK Kesehatan	7,122,010,000.00	5,341,507,500.00	1,780,502,500.00	7,122,010,000.00	100.00	-
4230103	- DAK Infrastruktur Jalan	6,236,800,000.00	4,677,600,000.00	1,559,200,000.00	6,236,800,000.00	100.00	-
4230104	- DAK Infrastruktur Irigasi	3,708,820,000.00	2,781,615,000.00	927,205,000.00	3,708,820,000.00	100.00	-
4230105	- DAK Infrastruktur Air Minum dan Sanitasi	2,081,360,000.00	1,561,020,000.00	520,340,000.00	2,081,360,000.00	100.00	-
4230107	- DAK Kelautan dan Perikanan	1,858,360,000.00	1,393,770,000.00	464,590,000.00	1,858,360,000.00	100.00	-
4230108	- DAK Pertanian	6,205,070,000.00	4,653,802,500.00	1,551,267,500.00	6,205,070,000.00	100.00	-
4230109	- DAK Lingkungan Hidup	688,740,000.00	516,555,000.00	172,185,000.00	688,740,000.00	100.00	-
4230110	- DAK Keluarga Berencana	1,724,060,000.00	1,293,045,000.00	431,015,000.00	1,724,060,000.00	100.00	-
4230111	- DAK Kehutanan	1,237,460,000.00	928,095,000.00	309,365,000.00	1,237,460,000.00	100.00	-
4230112	- DAK Perdagangan	1,025,780,000.00	769,335,000.00	256,445,000.00	1,025,780,000.00	100.00	-
4230113	- Keselamatan Transportasi Darat	426,310,000.00	319,733,000.00	106,577,000.00	426,310,000.00	100.00	-
43	LAIN-LAIN PENDAPATAN DAERAH YG SAH	298,232,140,972.00	296,855,260,865.00	4,480,692,580.00	301,335,953,445.00	101.04	(3,103,812,473.00)
433	BAGI HASIL PAJAK DARI PROV. DAN PEMDA	53,157,673,972.00	51,714,902,055.00	4,391,948,287.00	56,106,850,342.00	105.55	(2,949,176,370.00)
43301	BAGI HASIL PAJAK PROPINSI	53,157,673,972.00	51,714,902,055.00	4,391,948,287.00	56,106,850,342.00	105.55	(2,949,176,370.00)
4330101	- Pajak Kendaraan Bermotor (PKB)	18,720,678,901.00	18,117,933,211.00	1,565,358,081.00	19,683,291,292.00	105.14	(962,612,391.00)
4330103	- Bea Balik Nama Kend. Bermotor (BBNKB)	13,834,025,481.00	14,066,297,211.00	1,242,428,403.00	15,308,725,614.00	110.66	(1,474,700,133.00)
4330105	- Pajak Bahan Bakar Kend. Bermotor (PBBKB)	20,544,604,109.00	19,367,677,832.00	1,570,911,571.00	20,938,589,403.00	101.92	(393,985,294.00)
4330107	- Pajak Pemanfaatan Air Permukaan (AP)	58,365,481.00	162,993,801.00	13,250,232.00	176,244,033.00	301.97	(117,878,552.00)
434	DANA PENYESUAIAN DAN OTONOMI KHUSUS	235,057,842,000.00	235,057,842,000.00	-	235,057,842,000.00	100.00	-
43401	- Dana Penyesuaian	235,057,842,000.00	235,057,842,000.00	-	235,057,842,000.00	100.00	-
4340101	- Tambahan Penghasilan Guru PNSD	2,382,000,000.00	2,382,000,000.00	-	2,382,000,000.00	100.00	-
4340102	- Tunjangan Profesi Guru PNSD	231,374,394,000.00	231,374,394,000.00	-	231,374,394,000.00	100.00	-
4340106	- Dana Proyek Pemerintah dan Desentralisasi Daerah	1,301,448,000.00	1,301,448,000.00	-	1,301,448,000.00	100.00	-
435	BAN. KEUANGAN DARI PROP. / PEMDA LAINNYA	10,016,625,000.00	10,082,516,810.00	88,744,293.00	10,171,261,103.00	101.54	(154,636,103.00)
43501	BANTUAN KEUANGAN DARI PROPINSI	10,016,625,000.00	10,082,516,810.00	88,744,293.00	10,171,261,103.00	101.54	(154,636,103.00)
4350101	- Ban. Keuangan Khusus Bid. Pemerintahan	-	-	-	-	-	-
4350102	- Penerimaan Sumbangan Pihak Ketiga	-	65,891,810.00	88,744,293.00	154,636,103.00	-	(154,636,103.00)
4350103	- Ban. Keuangan untuk Peningk.ekonomi Produktif	-	-	-	-	-	-

4350104	- Ban. Keuangan untuk Pendukung Infrastruktur	3,000,000,000.00	3,000,000,000.00	-	3,000,000,000.00	100.00	-
4350107	- Ban. Keuangan Peringatan hari jadi Propinsi	-	50,000,000.00	-	50,000,000.00	-	(50,000,000.00)
4350112	- Ban. Keuangan untuk peningkatan Kesehatan	1,269,250,000.00	1,269,250,000.00	-	1,269,250,000.00	100.00	-
4350114	- Ban. Keuangan untuk Peningkatan Pendidikan	5,747,375,000.00	5,697,375,000.00	-	5,697,375,000.00	99.13	50,000,000.00
4350118	- Ban.Keu.Hari Aksara Internasional Tk.Prop.Jatim	-	-	-	-	-	-
JUMLAH TOTAL PENDAPATAN		1,425,892,462,719.16	1,407,251,893,151.99	45,148,505,373.66	1,452,400,398,525.65	101.86	(26,507,935,806.49)

Ponorogo,

Kepala Dinas Pendapatan Pengelolaan Keuangan
Dan Asset Daerah Kabupaten Ponorogo

BAMBANG TRI WAHONO, SH, MM

Pembina Utama Muda

NIP. 19650629 199103 1 012





LAMPIRAN 5
DATA REALISASI PENDAPATAN DAERAH 2014



PEMERINTAH KABUPATEN PONOROGO
DINAS PENDAPATAN PENGELOLAAN KEUANGAN
DAN ASSET DAERAH

Jl. Aloon-Aloon Utara No. 3 Lantai II Gdg. Graha Krida Praja Telepon (0352) 481612

PONOROGO

Ponorogo, 15 Januari 2015

Nomor : 973/ 100 /405.17/2015
Sifat : Penting
Lampiran : 1 (satu) bendel
Perihal : Laporan PAD, Dana
Perimbangan dan Lain -
Lain Pendapatan yang
Sah bulan Desember 2014.

K e p a d a
Yth. Bupati Ponorogo
di
PONOROGO

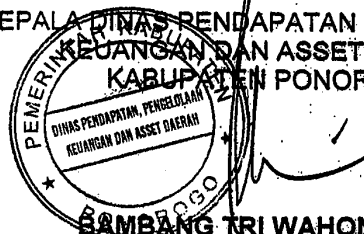
Bersama ini disampaikan dengan hormat, Daftar Laporan Pendapatan Asli Daerah (PAD), Dana Perimbangan dan Lain-lain Pendapatan Daerah yang sah Kabupaten Ponorogo Tahun Anggaran 2014 Realisasi sampai dengan tanggal 31 Desember 2014.

1. Pendapatan Asli Daerah (PAD)	119.04 %
a. 411 Pajak Daerah	118.31 %
b. 412 Retribusi Daerah	100.59 %
c. 413 Hasil Pengelolaan Kekayaan Daerah Yg dipisahkan	71.33 %
d. 414 Lain-lain PAD yang Sah	121.92 %
2. Dana Perimbangan	100.93 %
a. 421 Bagi Hasil Pajak dan Bukan Pajak	119.10 %
b. 422 Dana Alokasi Umum	100.00 %
c. 423 Dana Alokasi Khusus	100.00 %
3. Lain-lain Pendapatan Daerah Yang Sah	105.25 %
a. 433 Bagi Hasil Pajak dari Prop. dan Pemda	121.93 %
b. 434 Dana Penyesuaian dan Otonomi Khusus	99.16 %
c. 435 Ban. Keuangan dari Prop./Pemda Lainnya	110.17 %

Sehingga jumlah seluruhnya 103.79 %
Secara terperinci realisasi per rekening seperti terlampir.

Demikian untuk menjadikan periksa.

KEPALA DINAS PENDAPATAN PENGELOLAAN
KEUANGAN DAN ASSET DAERAH
KABUPATEN PONOROGO



TEMBUSAN :

- Yth. 1. Sdr. Inspektur Kabupaten Ponorogo;
2. Sdr. Kepala BAPPEDA Kab. Ponorogo ;
3. Sdr. Asisten Administrasi Umum Kab. Ponorogo;
4. Sdr. Para Kepala Dinas/Badan/Bagian yang terkait di Ponorogo;
5. Sdr. Direktur RSUD Kabupaten Ponorogo;
6. Sdr. Para Direktur PD. Kab. Ponorogo;

PEMERINTAH KABUPATEN PONOROGO
 DINAS PENDAPATAN PENGELOLAAN KEUANGAN DAN ASSET DAERAH
 Jln. Aloon-Aloon Utara No. 3 Lantai II Gedung Graha Krida Praja Telp. 0351-481612
 PONOROGO

LAPORAN REALISASI PENDAPATAN DAERAH
 PERIODE BULAN : DESEMBER 2014

NO.	KODE	NAMA REKENING PENDAPATAN	TARGET	REALISASI			%	SISA
				S/D BULAN LALU	BULAN INI	S/D BULAN INI		
1	41	PENDAPATAN ASLI DAERAH	166,946,342,772.16	185,120,407,466.59	13,610,014,013.35	198,730,421,479.94	119.04	(31,784,078,707.78)
2	411	PAJAK DAERAH	37,999,700,000.00	41,877,430,254.00	3,079,127,514.00	44,956,557,768.00	118.31	(6,956,857,768.00)
3	41101	PAJAK HOTEL	220,000,000.00	418,555,520.00	97,172,889.00	515,728,409.00	234.42	(295,728,409.00)
4	4110108	- Hotel Melati Dua	200,000,000.00	393,484,520.00	91,732,889.00	485,217,409.00	242.61	(285,217,409.00)
5	4110112	- Losmen / Rumah Penginapan	20,000,000.00	25,071,000.00	5,440,000.00	30,511,000.00	152.56	(10,511,000.00)
6	41102	PAJAK RESTORAN	1,105,000,000.00	1,535,366,800.00	413,731,769.00	1,949,098,569.00	176.39	(844,098,569.00)
7	4110201	- Restoran	150,000,000.00	222,605,672.00	34,458,241.00	257,063,913.00	171.38	(107,063,913.00)
8	4110205	- Penyajian	935,000,000.00	1,288,362,128.00	375,878,528.00	1,664,240,656.00	177.99	(729,240,656.00)
9	4110206	- Warung	20,000,000.00	24,399,000.00	3,395,000.00	27,794,000.00	138.97	(7,794,000.00)
10	41103	PAJAK HIBURAN	257,200,000.00	299,668,260.00	33,859,090.00	333,527,350.00	129.68	(76,327,350.00)
11	4110307	- Karaoke	150,000,000.00	176,084,160.00	27,001,090.00	203,085,250.00	135.39	(53,085,250.00)
12	4110321	- Pajak Hiburan Hari Raya	22,200,000.00	24,560,000.00	-	24,560,000.00	110.63	(2,360,000.00)
13	4110323	- Pajak Hiburan Insidentil	85,000,000.00	99,024,100.00	6,858,000.00	105,882,100.00	124.57	(20,882,100.00)
14	41104	PAJAK REKLAME	770,000,000.00	796,907,669.00	90,175,571.00	887,083,240.00	115.21	(117,083,240.00)
15	4110401	- Papan Nama / Billboard	640,000,000.00	657,097,048.00	83,870,111.00	740,967,159.00	115.78	(100,967,159.00)
16	4110402	- Umbul2, Spanduk, Baliho dan Film	130,000,000.00	139,810,621.00	6,305,460.00	146,116,081.00	112.40	(16,116,081.00)
17	41105	PAJAK PENERANGAN JALAN	12,000,000,000.00	13,343,885,421.00	1,339,877,512.00	14,683,762,933.00	122.36	(2,683,762,933.00)
18	4110501	- Penerangan Jalan Pelanggan PLN	12,000,000,000.00	13,343,885,421.00	1,339,877,512.00	14,683,762,933.00	122.36	(2,683,762,933.00)
19	41107	PAJAK PARKIR	75,000,000.00	135,515,100.00	13,992,500.00	149,507,600.00	199.34	(74,507,600.00)
20	4110701	- Parkir	75,000,000.00	135,515,100.00	13,992,500.00	149,507,600.00	199.34	(74,507,600.00)
21	41108	Pajak Air Tanah	150,000,000.00	198,704,121.00	8,840,363.00	207,544,484.00	138.36	(57,544,484.00)
22	4110801	- Pajak Air Tanah	150,000,000.00	198,704,121.00	8,840,363.00	207,544,484.00	138.36	(57,544,484.00)
23	41111	PAJAK MINERAL BUKAN LOGAM DAN BATUAN	922,500,000.00	1,196,554,412.00	116,552,046.00	1,313,106,458.00	142.34	(390,606,458.00)
24	4111104	- Batu Kapur	22,500,000.00	8,000,000.00	5,180,266.00	13,180,266.00	58.58	9,319,734.00
25	4111106	- Batu Kali / Andesit / Pasir	900,000,000.00	1,188,554,412.00	111,371,780.00	1,299,926,192.00	144.44	(399,926,192.00)

26	41112	PAJAK BUMI DAN BANGUNAN P2	18,000,000,000.00	19,818,082,641.00	149,443,595.00	19,967,526,236.00	110.93	(1,967,526,236.00)
27	4111201	- Pajak Bumi dan Bangunan P2	18,000,000,000.00	19,818,082,641.00	149,443,595.00	19,967,526,236.00	110.93	(1,967,526,236.00)
28	41113	PAJAK BEA PEROLEHAN HAK ATAS TANAH DA	4,500,000,000.00	4,134,190,310.00	815,482,179.00	4,949,672,489.00	109.99	(449,672,489.00)
29	4111301	- BPHTB --	4,500,000,000.00	4,134,190,310.00	815,482,179.00	4,949,672,489.00	109.99	(449,672,489.00)
30	412	RETRIBUSI DAERAH	12,862,242,443.00	11,337,387,921.00	1,600,259,883.00	12,937,647,804.00	100.59	(75,405,361.00)
31	41201	RETRIBUSI JASA UMUM	8,032,756,443.00	7,052,813,233.00	674,797,783.00	7,727,611,016.00	96.20	305,145,427.00
32	4120101	RETRIBUSI PELAYANAN KESEHATAN	3,785,366,443.00	2,701,515,800.00	389,753,700.00	3,091,269,500.00	81.66	694,096,943.00
33	412010102	- Pendapatan Askes						
34	412010103	- Puskesmas dan jaringannya	1,954,731,443.00	1,908,482,800.00	184,417,700.00	2,092,900,500.00	107.07	(138,169,057.00)
35	412010104	- Labkesda	45,000,000.00	40,381,000.00	5,685,000.00	46,066,000.00	102.37	(1,066,000.00)
36	412010105	- Klaim/Non Kapitasi JKN di Puskesmas	1,785,635,000.00	752,652,000.00	199,651,000.00	952,303,000.00	53.33	833,332,000.00
37	4120102	RET. PELAYANAN SAMPAH/KEBERSIHAN	157,575,000.00	127,900,500.00	26,473,000.00	154,373,500.00	97.97	3,201,500.00
38	412010201	- Rumah Tangga/Perkantoran,dll	126,250,000.00	103,060,500.00	23,278,000.00	126,338,500.00	100.07	(88,500.00)
39	412010203	- Kebersihan Terminal	17,325,000.00	12,490,000.00	1,375,000.00	13,865,000.00	80.03	3,460,000.00
40	412010204	- Pasar Daerah	14,000,000.00	12,350,000.00	1,820,000.00	14,170,000.00	101.21	(170,000.00)
41	4120103	RETRIBUSI BIAYA CETAK KTP & AKTE CAPIL	326,065,000.00	326,065,000.00	-	326,065,000.00	100.00	-
42	412010301	- Kartu Keluarga	150,550,000.00	150,550,000.00	-	150,550,000.00	100.00	-
43	412010302	- KTP	124,130,000.00	124,130,000.00	-	124,130,000.00	100.00	-
44	412010303	- Surat Keterangan Kependudukan	29,325,000.00	29,325,000.00	-	29,325,000.00	100.00	-
45	412010304	- Kematian	90,000.00	90,000.00	-	90,000.00	100.00	-
46	412010305	- Perkawinan	200,000.00	200,000.00	-	200,000.00	100.00	-
47	412010306	- Perceraian	500,000.00	500,000.00	-	500,000.00	100.00	-
48	412010314	- Denda Administratif	21,270,000.00	21,270,000.00	-	21,270,000.00	100.00	-
49	4120104	PEL. PEMAKAMAN & PENGABUAN MAYAT	6,500,000.00	1,657,500.00	120,000.00	1,777,500.00	27.35	4,722,500.00
50	412010401	- Makam Kristen	6,500,000.00	1,657,500.00	120,000.00	1,777,500.00	27.35	4,722,500.00
51	4120105	RET. PARKIR DITEPI JALAN UMUM	632,500,000.00	652,754,000.00	50,120,000.00	702,874,000.00	111.13	(70,374,000.00)
52	412010501	- Ret. Parkir di Tepi Jalan Umum.	590,000,000.00	588,154,000.00	50,120,000.00	638,274,000.00	108.18	(48,274,000.00)
53	412010502	- Insidentil	42,500,000.00	64,600,000.00	-	64,600,000.00	152.00	(22,100,000.00)
54	4120106	RETRIBUSI PASAR	1,875,000,000.00	1,726,154,750.00	153,356,000.00	1,879,510,750.00	100.24	(4,510,750.00)
55	412010601	- Pasar Daerah	1,875,000,000.00	1,726,154,750.00	153,356,000.00	1,879,510,750.00	100.24	(4,510,750.00)
56	4120107	PENGUJIAN KENDARAAN BERMOTOR	308,000,000.00	318,257,100.00	31,086,100.00	349,343,200.00	113.42	(41,343,200.00)
57	412010701	- Pengujian Kendaraan Bermotor	308,000,000.00	318,257,100.00	31,086,100.00	349,343,200.00	113.42	(41,343,200.00)

58	4120108	RETRIBUSI PEMERIKSAAN ALAT PEMADAM KE	2,000,000.00	650,000.00	550,000.00	1,200,000.00	60.00	800,000.00
59	412010801	- Pemeriksaan Alat Pemadam Kebakaran	2,000,000.00	650,000.00	550,000.00	1,200,000.00	60.00	800,000.00
60	4120111	RET. PENYEDIAAN/PENYEDOTAN KAKUS	89,750,000.00	79,710,000.00	10,250,000.00	89,960,000.00	100.23	(210,000.00)
61	412011101	- MCK Pasar	24,000,000.00	22,460,000.00	1,750,000.00	24,210,000.00	100.88	(210,000.00)
62	412011102	- MCK Terminal	50,000,000.00	50,000,000.00	-	50,000,000.00	100.00	-
63	412011103	- MCK Keliling	15,750,000.00	7,250,000.00	8,500,000.00	15,750,000.00	100.00	-
64	4120113	RET. PENGENDALIAN MENARA TELEKOMUNIK	850,000,000.00	1,118,148,583.00	13,088,983.00	1,131,237,566.00	133.09	(281,237,566.00)
65	412011301	- Pengendalian Menara Telekomunikasi	850,000,000.00	1,118,148,583.00	13,088,983.00	1,131,237,566.00	133.09	(281,237,566.00)
66	41202	RETRIBUSI JASA USAHA	4,304,486,000.00	3,769,703,488.00	865,127,000.00	4,634,830,488.00	107.67	(330,344,488.00)
67	4120201	PEMAKAIAN KEKAYAAN DAERAH	2,945,254,000.00	2,527,175,488.00	637,017,500.00	3,164,192,988.00	107.43	(218,938,988.00)
68	412020101	- Pemakaian Tanah /Tempat yg dikuasai PEMKAB	-	-	-	-	-	-
69	412020102	- Pemakaian Rumah yg dikuasai oleh PEMKAB	2,250,000.00	83,400.00	92,400.00	175,800.00	7.81	2,074,200.00
70	412020103	- Pemakaian Gedung Sasana Praja	197,875,000.00	225,475,000.00	61,125,000.00	286,600,000.00	144.84	(88,725,000.00)
71	412020104	- Pemakaian Gedung gelanggang Remaja	80,000,000.00	70,405,400.00	15,495,000.00	85,900,400.00	107.38	(5,900,400.00)
72	412020105	- Pemakaian Gedung Badminton/Tenis	5,000,000.00	-	5,000,000.00	5,000,000.00	100.00	-
73	412020106	- Pemakaian Stadion	6,000,000.00	-	-	-	-	6,000,000.00
74	412020107	- Pemakaian Padepokan Reog	11,650,000.00	12,000,000.00	750,000.00	12,750,000.00	109.44	(1,100,000.00)
75	412020108	- Pemakaian Alat-alat Berat	11,500,000.00	10,035,000.00	1,320,000.00	11,355,000.00	98.74	145,000.00
76	412020110	- Pengelolaan Tanah Eks Bengkok	2,100,000,000.00	1,586,212,438.00	511,025,000.00	2,097,237,438.00	99.87	2,762,562.00
77	412020111	- Pemakaian Pang. Utama Alon 2/Paseban	12,150,000.00	16,800,000.00	2,000,000.00	18,800,000.00	154.73	(6,650,000.00)
78	412020112	- Penerimaan dari sewa gedung PKK	2,500,000.00	2,750,000.00	-	2,750,000.00	110.00	(250,000.00)
79	412020113	- Sewa Gedung Korpri	17,500,000.00	19,750,000.00	1,450,000.00	21,200,000.00	121.14	(3,700,000.00)
80	412020114	- Pemakaian Alon-Alon	199,329,000.00	238,875,500.00	6,700,000.00	245,575,500.00	123.20	(46,246,500.00)
81	412020115	- Penumpukan Material	4,500,000.00	4,625,000.00	-	4,625,000.00	102.78	(125,000.00)
82	412020117	- Tempat Reklame	85,000,000.00	122,056,950.00	5,212,800.00	127,269,750.00	149.73	(42,269,750.00)
83	412020118	- Pertokoan diluar Pasar	175,000,000.00	199,486,800.00	13,547,300.00	213,034,100.00	121.73	(38,034,100.00)
84	412020120	- Penggunaan Peralatan & Lab. Pembangunan	29,500,000.00	8,620,000.00	13,300,000.00	21,920,000.00	74.31	7,580,000.00
85	412020121	- Sewa Gedung dari Bappeda	5,500,000.00	-	-	-	-	5,500,000.00
86	4120202	RET. PASAR GROSIR/PERTOKOAN	73,232,000.00	49,025,000.00	24,200,000.00	73,225,000.00	99.99	7,000.00
87	412020201	- Pertokoan	72,000,000.00	48,075,000.00	24,100,000.00	72,175,000.00	100.24	(175,000.00)
88	412020202	- Pertokoan diterminal	1,232,000.00	950,000.00	100,000.00	1,050,000.00	85.23	182,000.00
89	4120204	RETRIBUSI TERMINAL	279,750,000.00	237,755,000.00	23,580,000.00	261,335,000.00	93.42	18,415,000.00
90	412020401	- Terminal Selo Aji	174,000,000.00	140,460,000.00	14,185,000.00	154,645,000.00	88.88	19,355,000.00
91	412020402	- Terminal Cargo / Ijin Khusus	90,000,000.00	82,920,000.00	7,870,000.00	90,790,000.00	100.88	(790,000.00)
92	412020403	- Sub Terminal	15,750,000.00	14,375,000.00	1,525,000.00	15,900,000.00	100.95	(150,000.00)
93	4120205	RETRIBUSI TEMPAT KHUSUS PARKIR	157,250,000.00	143,321,000.00	12,448,000.00	155,769,000.00	99.06	1,481,000.00


94	412020502	- Ex. Tanah Pengadilan	34,500,000.00	31,707,000.00	2,793,000.00	34,500,000.00	100.00	-
95	412020503	- Tempat Khusus Parkir Pelayanan Kependudukan	6,750,000.00	5,861,000.00	1,188,000.00	7,049,000.00	104.43	(299,000.00)
96	412020505	- Pasar Songgo Langit	84,500,000.00	77,582,000.00	6,918,000.00	84,500,000.00	100.00	-
97	412020506	- Pasar Legi Selatan	12,000,000.00	11,041,000.00	959,000.00	12,000,000.00	100.00	-
98	412020507	- Terminal Selo Aji	19,500,000.00	17,130,000.00	590,000.00	17,720,000.00	90.87	1,780,000.00
99	4120206	RET. TEMPAT PENGINAPAN/PESANGG.MILLA	20,500,000.00	16,725,000.00	3,850,000.00	20,575,000.00	100.37	(75,000.00)
100	412020601	- Pemakaian Pesanggrahan Ngebek	14,000,000.00	13,475,000.00	600,000.00	14,075,000.00	100.54	(75,000.00)
101	412020602	- Pemakaian Penginapan Terminal	6,500,000.00	3,250,000.00	3,250,000.00	6,500,000.00	100.00	-
102	4120208	RET.JASA USH.RMH POTONG HEWAN	15,000,000.00	13,250,000.00	2,195,000.00	15,445,000.00	102.97	(445,000.00)
103	412020801	- Ret. Jasa Usaha Rumah Potong Hewan	15,000,000.00	13,250,000.00	2,195,000.00	15,445,000.00	102.97	(445,000.00)
104	4120210	RET.TEMPAT REKREASI DAN OLAH RAGA	666,500,000.00	725,102,000.00	71,909,000.00	797,011,000.00	119.58	(130,511,000.00)
105	412021001	- Wisata Ngebek	460,000,000.00	540,791,000.00	47,885,000.00	588,676,000.00	127.97	(128,676,000.00)
106	412021002	- Wisata Ngembak	104,000,000.00	80,088,000.00	24,024,000.00	104,112,000.00	100.11	(112,000.00)
107	412021003	- Kolam Renang	-	-	-	-	-	-
108	412021005	- Grebeg Suro	87,500,000.00	89,048,000.00	-	89,048,000.00	101.77	(1,548,000.00)
109	412021006	- Reyog Mini	15,000,000.00	15,175,000.00	-	15,175,000.00	101.17	(175,000.00)
110	4120213	RET. PENJUALAN USAHA DAERAH	147,000,000.00	57,350,000.00	89,927,500.00	147,277,500.00	100.19	(277,500.00)
111	412021301	- Penjualan Hasil Pertanian/TPH	32,000,000.00	-	32,127,500.00	32,127,500.00	100.40	(127,500.00)
112	412021302	- Penjualan Hasil Kehutanan	35,000,000.00	10,000,000.00	25,000,000.00	35,000,000.00	100.00	-
113	412021303	- Penjualan Hasil Perkebunan	25,000,000.00	-	25,000,000.00	25,000,000.00	100.00	-
114	412021305	- Penjualan Hasil Perikanan	40,000,000.00	32,350,000.00	7,800,000.00	40,150,000.00	100.38	(150,000.00)
115	412021306	- Usaha BIPP/ Pembenhian Padi	15,000,000.00	15,000,000.00	-	15,000,000.00	100.00	-
116	41203	RETRIBUSI PERIJINAN TERTENTU	525,000,000.00	514,871,200.00	60,335,100.00	575,206,300.00	109.56	(50,206,300.00)
117	4120301	- IJIN MENDIRIKAN BANGUNAN	340,000,000.00	305,622,000.00	45,894,000.00	351,516,000.00	103.39	(11,516,000.00)
118	4120303	- IJIN GANGGUAN	170,000,000.00	199,314,200.00	13,830,100.00	213,144,300.00	125.38	(43,144,300.00)
119	4120304	- IJIN TRAYEK	15,000,000.00	9,935,000.00	611,000.00	10,546,000.00	70.31	4,454,000.00
120	413	HSL. PENG. KEKAYAAN DRH YG DIPISAHKAN	1,381,521,329.16	985,445,753.56	-	985,445,753.56	71.33	396,075,575.60
121	41301	BAG.LABA ATAS PENYERTAAN MODAL PERS.D	109,481,000.00	14,723,000.00	-	14,723,000.00	13.45	94,758,000.00
122	4130101	- PD. Sari Gunung	11,500,000.00	8,500,000.00	-	8,500,000.00	73.91	3,000,000.00
123	4130103	- PD Bank Kredit Pasar	90,000,000.00	-	-	-	-	90,000,000.00
124	4130104	- Bagain Laba pada BPR Jatim	7,981,000.00	6,223,000.00	-	6,223,000.00	77.97	1,758,000.00
125	41302	BAG. LABA ATAS PEYERT.MODAL PADA PERS	1,272,040,329.16	970,722,753.56	-	970,722,753.56	76.31	301,317,575.60
126	4130201	- Bank JATIM	1,272,040,329.16	970,722,753.56	-	970,722,753.56	76.31	301,317,575.60
127	414	LAIN-LAIN PAD YANG SAH	114,702,879,000.00	130,920,143,538.03	8,930,626,616.35	139,850,770,154.38	121.92	(25,147,891,154.38)

128	41401	HASIL PENJ. ASET DRH YG. TDK.DIPISAHKAN	103,000,000.00	185,356,000.00	800,000.00	186,156,000.00	180.73	(83,156,000.00)
129	4140106	- Penjualan Kendaraan Dinas	75,000,000.00	71,616,000.00	-	71,616,000.00	95.49	3,384,000.00
130	4140107	- Penjualan Drum Bekas	20,000,000.00	106,540,000.00	-	106,540,000.00	532.70	(86,540,000.00)
131	4140108	- Penjualan Hasil Penebangan Pohon	8,000,000.00	7,200,000.00	800,000.00	8,000,000.00	100.00	-
132	41402	PENERIMAAN JASA GIRO	2,750,000,000.00	5,284,546,794.87	653,551,113.42	5,938,097,908.29	215.93	(3,188,097,908.29)
133	4140201	- Jasa Giro Kas Daerah	2,750,000,000.00	5,284,546,794.87	653,551,113.42	5,938,097,908.29	215.93	(3,188,097,908.29)
134	41403	PENERIMAAN BUNGA DEPOSITO	1,850,000,000.00	4,148,741,444.00	421,575,894.00	4,570,317,338.00	247.04	(2,720,317,338.00)
135	4140301	- Rekening Deposito Pada Bank JATIM	1,750,000,000.00	3,535,178,162.00	329,109,589.00	3,864,287,751.00	220.82	(2,114,287,751.00)
136	4140302	- Rekening Deposito pada Bank BNI	50,000,000.00	189,042,688.00	30,822,470.00	219,865,158.00	439.73	(169,865,158.00)
137	4140303	- Bunga Deposito pada Bank BRI	50,000,000.00	424,520,594.00	61,643,835.00	486,164,429.00	972.33	(436,164,429.00)
138	41412	PENDAPATAN DARI PENYE. PENDIDIKAN DAN	4,097,597,260.00	4,101,645,877.00	-	4,101,645,877.00	100.10	(4,048,617.00)
139	4141202	- Uang sekolah/Pendidikan dan pelatihan di AKPE	4,097,597,260.00	4,101,645,877.00	-	4,101,645,877.00	100.10	(4,048,617.00)
140	41414	PEND. DARI PENGEMBALIAN DARI DANA BERG	100,050,000.00	45,938,800.00	-	45,938,800.00	45.92	54,111,200.00
141	4141401	- Pend. dari Peng. Dana Bergulir Ket Pangan	13,050,000.00	45,300,000.00	-	45,300,000.00	347.13	(32,250,000.00)
142	4141402	- Penerimaan kembali dana bergulir koperasi	87,000,000.00	638,800.00	-	638,800.00	0.73	86,361,200.00
143	41415	PENERIMAAN LAIN-LAIN	1,595,705,740.00	1,582,722,141.21	1,391,943,055.00	2,974,665,196.21	186.42	(1,378,959,456.21)
144	4141505	- Lain-lain Penerimaan	1,595,705,740.00	1,582,722,141.21	1,391,943,055.00	2,974,665,196.21	186.42	(1,378,959,456.21)
145	41416	PENDAPATAN BLUD	80,750,000,000.00	93,918,389,480.95	4,347,047,053.93	98,265,436,534.88	121.69	(17,515,436,534.88)
146	4141601	- Pendapatan BLUD Rumah Sakit	80,750,000,000.00	93,918,389,480.95	4,347,047,053.93	98,265,436,534.88	121.69	(17,515,436,534.88)
147	41417	Dana Kapitasi JKN pada FKTP	23,456,526,000.00	21,652,803,000.00	2,115,709,500.00	23,768,512,500.00	101.33	(311,986,500.00)
148	4141701	- Dana Kapitasi JKN pada FKTP Puskesmas	23,456,526,000.00	21,652,803,000.00	2,115,709,500.00	23,768,512,500.00	101.33	(311,986,500.00)
149	42	DANA PERIMBANGAN	1,089,540,543,726.00	1,070,838,749,328.00	28,837,092,253.00	1,099,675,841,581.00	100.93	(10,135,297,855.00)
150	421	BAGI HASIL PAJAK & HASIL BUKAN PAJAK	53,060,955,726.00	50,782,028,328.00	12,414,225,253.00	63,196,253,581.00	119.10	(10,135,297,855.00)
151	42101	BAGI HASIL PAJAK	37,980,438,249.00	31,641,084,976.00	9,826,596,836.00	41,467,681,812.00	109.18	(3,487,243,563.00)
152	4210101	- Pajak Bumi dan Bangunan/PBB	13,908,720,000.00	11,160,808,062.00	5,286,194,019.00	16,447,002,081.00	118.25	(2,538,282,081.00)
153	4210103	- Bagi Hasil PPh.Ps. 21, PPh Org.Pribadi Ps.25,29	13,708,892,668.00	10,117,451,333.00	3,983,736,260.00	14,101,187,593.00	102.86	(392,294,925.00)
154	4210104	- Bagi Hasil Cukai Hasil Tembakau	10,362,825,581.00	10,362,825,581.00	556,666,557.00	10,919,492,138.00	105.37	(556,666,557.00)
155	42102	BAGI HSL BUKAN PAJAK/SUMBER DAYA ALAM	15,080,517,477.00	19,140,943,352.00	2,587,628,417.00	21,728,571,769.00	144.08	(6,648,054,292.00)
156	4210202	- Provisi Sumber Daya Hutan (PSDH)	712,251,219.00	535,590,589.00	-	535,590,589.00	75.20	176,660,630.00
157	4210204	- Iuran Tetap (Landrent)	-	-	-	-	-	-
158	4210205	- Iuran Eksplorasi dan Eksploitasi (Royalti)	408,145,129.00	29,061,441.00	13,295,223.00	42,356,664.00	10.38	365,788,465.00

193	4340107	- Dana Proyek Pemerintah Daerah & Desentralisasi	405,661,000.00	405,661,000.00	-	405,661,000.00	100.00	-
194	435	BAN. KEUANGAN DARI PROP. / PEMDA LAINNY	50,079,897,000.00	48,849,712,829.00	6,322,423,824.00	55,172,136,653.00	110.17	(5,092,239,653.00)
195	43501	BANTUAN KEUANGAN DARI PROPINSI	50,079,897,000.00	48,849,712,829.00	6,322,423,824.00	55,172,136,653.00	110.17	(5,092,239,653.00)
196	4350101	- Ban. Keuangan Khusus Bid. Pemerintahan	-	-	-	-	-	-
197	4350102	- Penerimaan Sumbangan Pihak Ketiga	-	24,107,829.00	118,631,824.00	142,739,653.00	-	(142,739,653.00)
198	4350104	- Ban. Keuangan untuk Pendukung Infrastruktur	37,150,000,000.00	37,150,000,000.00	5,000,000,000.00	42,150,000,000.00	113.46	(5,000,000,000.00)
199	4350107	- Ban. Keuangan Peringatan hari jadi Propinsi	50,000,000.00	50,000,000.00	-	50,000,000.00	100.00	-
200	4350112	- Ban. Keuangan untuk peningkatan Kesehatan	1,141,792,000.00	-	1,203,792,000.00	1,203,792,000.00	105.43	(62,000,000.00)
201	4350114	- Ban. Keuangan untuk Peningkatan Pendidikan	6,712,905,000.00	6,600,405,000.00	-	6,600,405,000.00	98.32	112,500,000.00
202	4350115	- Ban. Keuangan P3 Daerah	5,025,200,000.00	5,025,200,000.00	-	5,025,200,000.00	100.00	-
JUMLAH TOTAL PENDAPATAN			1,642,602,239,525.66	1,645,956,333,442.59	58,852,920,146.35	1,704,809,253,588.94	103.79	(62,207,014,063.28)

Ponorogo, 15 Januari 2015

Kepala Dinas Pendapatan Pengelolaan Keuangan
Dan Asset Daerah Kabupaten Ponorogo


BAMBANG TRI WAHONO, SH, MM
Pembina Utama Muda
NIP. 19650629 199103 1 012



LAMPIRAN 6

DATA REALISASI PENDAPATAN DAERAH 2015



PEMERINTAH KABUPATEN PONOROGO
DINAS PENDAPATAN PENGELOLAAN KEUANGAN
DAN ASSET DAERAH

Jl. Aloon-Aloon Utara No. 3 Lantai II Gdg. Graha Krida Praja Telepon (0352) 481612

PONOROGO

Nomor : 973/ 261 /405.17/2016
Sifat : Penting
Lampiran : 1 (satu) bendel
Perihal : Laporan PAD, Dana
Perimbangan dan Lain -
Lain Pendapatan yang
Sah bulan Desember 2015.

Ponorogo, 1 Pebruari 2016
K e p a d a
Yth. Bupati Ponorogo
di
PONOROGO

Bersama ini disampaikan dengan hormat, Daftar Laporan Pendapatan Asli Daerah (PAD), Dana Perimbangan dan Lain-lain Pendapatan Daerah yang sah Kabupaten Ponorogo Tahun Anggaran 2015 Realisasi sampai dengan tanggal 31 Desember 2015.

1. Pendapatan Asli Daerah (PAD)	105.82 %
a. 411 Pajak Daerah	116.72 %
b. 412 Retribusi Daerah	96.62 %
c. 413 Hasil Pengelolaan Kekayaan Daerah Yg dipisahkan	75.05 %
d. 414 Lain-lain PAD yang Sah	103.62 %
2. Dana Perimbangan	98.71 %
a. 421 Bagi Hasil Pajak dan Bukan Pajak	80.48 %
b. 422 Dana Alokasi Umum	100.00 %
c. 423 Dana Alokasi Khusus.....	100.02 %
3. Lain-lain Pendapatan Daerah Yang Sah	101.16 %
a. 433 Bagi Hasil Pajak dari Prop. dan Pemda.....	105.11 %
b. 434 Dana Penyesuaian dan Otonomi Khusus	100.33 %
c. 435 Ban. Keuangan dari Prop./Pemda Lainnya.....	100.21 %

Sehingga jumlah seluruhnya 100.14 %
Secara terperinci realisasi per rekening seperti terlampir.

Demikian untuk menjadikan periksa.

KEPALA DINAS PENDAPATAN PENGELOLAAN
KEUANGAN DAN ASSET DAERAH
KABUPATEN PONOROGO



BAMBANG TRI WAHONO, SH,MM

TEMBUSAN :

- Yth. 1. Sdr. Inspektur Kabupaten Ponorogo;
2. Sdr. Kepala BAPPEDA Kab. Ponorogo ; NIP. 19650629 199103 1 012
3. Sdr. Asisten Administrasi Umum Kab. Ponorogo;
4. Sdr. Para Kepala Dinas/Badan/Bagian yang terkait di Ponorogo;
5. Sdr. Direktur RSUD Kabupaten Ponorogo;
6. Sdr. Para Direktur PD. Kab. Ponorogo;

PEMERINTAH KABUPATEN PONOROGO
DINAS PENDAPATAN PENGELOLAAN KEUANGAN DAN ASSET DAERAH
Jln. Aloon-Aloon Utara No. 3 Lantai II Gedung Graha Krida Praja Telp. 0351-481612
PONOROGO

LAPORAN REALISASI PENDAPATAN DAERAH
PERIODE BULAN : DESEMBER 2015

NO.	KODE	NAMA REKENING PENDAPATAN	TARGET	REALISASI			%	SISA
				S/D BULAN LALU	BULAN INI	S/D BULAN INI		
1	41	PENDAPATAN ASLI DAERAH	199,120,659,301.16	188,805,784,454.41	21,906,831,810.69	210,712,616,265.10	105.82	(11,591,956,963.94)
2	411	PAJAK DAERAH	43,604,700,000.00	47,127,201,142.00	3,768,025,644.00	50,895,226,786.00	116.72	(7,290,526,786.00)
3	41101	PAJAK HOTEL	440,000,000.00	681,708,620.00	66,737,368.00	748,445,988.00	170.10	(308,445,988.00)
4	4110109	- Hotel Melati	420,000,000.00	660,384,620.00	64,412,368.00	724,796,988.00	172.57	(304,796,988.00)
5	4110112	- Losmen / Rumah Penginapan	20,000,000.00	21,324,000.00	2,325,000.00	23,649,000.00	118.25	(3,649,000.00)
6	41102	PAJAK RESTORAN	1,575,000,000.00	1,957,264,596.00	591,054,469.00	2,548,319,065.00	161.80	(973,319,065.00)
7	4110201	- Restoran	300,000,000.00	491,791,649.00	64,677,180.00	556,468,829.00	185.49	(256,468,829.00)
8	4110205	- Penyajian	1,250,000,000.00	1,439,943,947.00	524,162,289.00	1,964,106,236.00	157.13	(714,106,236.00)
9	4110206	- Warung	25,000,000.00	25,529,000.00	2,215,000.00	27,744,000.00	110.98	(2,744,000.00)
10	41103	PAJAK HIBURAN	577,200,000.00	983,993,801.00	62,390,545.00	1,046,384,346.00	181.29	(469,184,346.00)
11	4110301	- Bioskop	240,000,000.00	470,179,667.00	30,394,167.00	500,573,834.00	208.57	(260,573,834.00)
12	4110307	- Karaoke	230,000,000.00	271,507,884.00	27,372,128.00	298,880,012.00	129.95	(68,880,012.00)
13	4110321	- Pajak Hiburan Hari Raya	22,200,000.00	25,357,500.00	-	25,357,500.00	114.22	(3,157,500.00)
14	4110323	- Pajak Hiburan Insidentil	85,000,000.00	216,948,750.00	4,624,250.00	221,573,000.00	260.67	(136,573,000.00)
15	41104	PAJAK REKLAME	830,000,000.00	899,083,330.00	53,244,650.00	952,327,980.00	114.74	(122,327,980.00)
16	4110401	- Papan Nama / Billboard	700,000,000.00	758,066,645.00	47,156,250.00	805,222,895.00	115.03	(105,222,895.00)
17	4110402	- Umbul2, Spanduk, Baliho dan Film	130,000,000.00	141,016,685.00	6,088,400.00	147,105,085.00	113.16	(17,105,085.00)
18	41105	PAJAK PENERANGAN JALAN	14,750,000,000.00	15,529,472,384.00	1,563,478,525.00	17,092,950,909.00	115.88	(2,342,950,909.00)
19	4110501	- Penerangan Jalan Petanggan PLN	14,750,000,000.00	15,529,472,384.00	1,563,478,525.00	17,092,950,909.00	115.88	(2,342,950,909.00)
20	41106	PAJAK MINERAL BUKAN LOGAM DAN BATUAN	172,500,000.00	256,422,022.00	74,114,475.00	330,536,497.00	191.62	(158,036,497.00)
21	4110604	- Batu Kapur	22,500,000.00	19,825,581.00	3,778,500.00	23,604,081.00	104.91	(1,104,081.00)
22	4110606	- Batu Kali / Andesit / Pasir	150,000,000.00	236,596,441.00	70,335,975.00	306,932,416.00	204.62	(156,932,416.00)
23	41107	PAJAK PARKIR	130,000,000.00	178,208,700.00	18,175,600.00	196,384,300.00	151.06	(66,384,300.00)
24	4110701	- Parkir	130,000,000.00	178,208,700.00	18,175,600.00	196,384,300.00	151.06	(66,384,300.00)

25	41108	Pajak Air Tanah	130,000,000.00	160,513,490.00	9,002,520.00	169,516,010.00	130.40	(39,516,010.00)
26	4110801	- Pajak Air Tanah	130,000,000.00	160,513,490.00	9,002,520.00	169,516,010.00	130.40	(39,516,010.00)
27	41112	PAJAK BUMI DAN BANGUNAN P2	20,500,000,000.00	21,416,506,166.00	106,059,037.00	21,522,565,203.00	104.99	(1,022,565,203.00)
28	4111201	- Pajak Bumi dan Bangunan P2	20,500,000,000.00	21,416,506,166.00	106,059,037.00	21,522,565,203.00	104.99	(1,022,565,203.00)
29	41113	PAJAK BEA PER. HAK ATAS TNH & BANGUNAN	4,500,000,000.00	5,064,028,033.00	1,223,768,455.00	6,287,796,488.00	139.73	(1,787,796,488.00)
30	4111301	- BPHTB	4,500,000,000.00	5,064,028,033.00	1,223,768,455.00	6,287,796,488.00	139.73	(1,787,796,488.00)
31	412	RETRIBUSI DAERAH	13,491,725,473.00	11,077,252,609.00	1,958,572,691.00	13,035,825,300.00	96.62	455,900,173.00
32	41201	RETRIBUSI JASA UMUM	8,438,643,473.00	6,257,331,460.00	713,670,600.00	6,971,002,060.00	82.61	1,467,641,413.00
33	4120101	RETRIBUSI PELAYANAN KESEHATAN	5,328,991,073.00	3,420,725,450.00	355,448,500.00	3,776,173,950.00	70.86	1,552,817,123.00
34	412010103	- Puskesmas dan jaringannya	2,617,952,273.00	2,329,820,450.00	175,960,500.00	2,505,780,950.00	95.72	112,171,323.00
35	412010104	- Labkesda	50,000,000.00	45,065,000.00	6,385,000.00	51,450,000.00	102.90	(1,450,000.00)
36	412010105	- Klaim/Non Kapitasi JKN di Puskesmas	2,661,038,800.00	1,045,840,000.00	173,103,000.00	1,218,943,000.00	45.81	1,442,095,800.00
37	4120107	RET. PELAYANAN SAMPAH/KEBERSIHAN	155,155,000.00	140,757,600.00	16,048,000.00	156,805,600.00	101.06	(1,650,600.00)
38	412010701	- Rumah Tangga/Perkantoran, dll	126,250,000.00	113,467,000.00	13,295,000.00	126,762,000.00	100.41	(512,000.00)
39	412010703	- Kebersihan Terminal	14,205,000.00	13,700,000.00	1,283,000.00	14,983,000.00	105.48	(778,000.00)
40	412010704	- Pasar Daerah	14,700,000.00	13,590,600.00	1,470,000.00	15,060,600.00	102.45	(360,600.00)
41	4120118	PEL. PEMAKAMAN & PENGABUAN MAYAT	6,500,000.00	3,445,000.00	-	3,445,000.00	53.00	3,055,000.00
42	412011801	- Makam Kristen	6,500,000.00	3,445,000.00	-	3,445,000.00	53.00	3,055,000.00
43	4120119	RET. PARKIR DITEPI JALAN UMUM	750,000,000.00	647,920,000.00	114,640,000.00	762,560,000.00	101.67	(12,560,000.00)
44	412011901	- Ret. Parkir di Tepi Jalan Umum	695,000,000.00	565,720,000.00	114,640,000.00	680,360,000.00	97.89	14,640,000.00
45	412011902	- Insidentil	55,000,000.00	82,200,000.00	-	82,200,000.00	149.45	(27,200,000.00)
46	4120120	RETRIBUSI PASAR - PELATARAN	570,956,300.00	519,649,710.00	51,468,500.00	571,118,210.00	100.03	(161,910.00)
47	412012001	- Pelataran	570,956,300.00	519,649,710.00	51,468,500.00	571,118,210.00	100.03	(161,910.00)
48	4120121	RETRIBUSI PELAYANAN PASAR - LOS	935,685,700.00	827,891,500.00	107,946,400.00	935,837,900.00	100.02	(152,200.00)
49	412012101	- Los Pasar	935,685,700.00	827,891,500.00	107,946,400.00	935,837,900.00	100.02	(152,200.00)
50	4120122	RETRIBUSI PELAYANAN PASAR - KIOS	376,358,000.00	355,512,700.00	30,167,000.00	385,679,700.00	102.48	(9,321,700.00)
51	412012201	- Kios Pasar	376,358,000.00	355,512,700.00	30,167,000.00	385,679,700.00	102.48	(9,321,700.00)
52	4120125	RET. PKB - MOBIL PENUMPANG-MINIBUS	1,692,000.00	1,444,200.00	210,300.00	1,654,500.00	97.78	37,500.00
53	412012501	- PKB Mobil Penumpang - Minibus	1,692,000.00	1,444,200.00	210,300.00	1,654,500.00	97.78	37,500.00

54	4120126	RET. PKB - MOBIL BUS - MICROBUS	13,540,200.00	13,387,300.00	1,407,600.00	14,794,900.00	109.27	(1,254,700.00)
55	412012601	- PKB Microbus	13,540,200.00	13,387,300.00	1,407,600.00	14,794,900.00	109.27	(1,254,700.00)
56	4120127	RET. PKB - MOBIL BUS - BUS	6,676,000.00	6,966,700.00	470,400.00	7,437,100.00	111.40	(761,100.00)
57	412012701	- PKB Mobil Bus	6,676,000.00	6,966,700.00	470,400.00	7,437,100.00	111.40	(761,100.00)
58	4120128	RETRIBUSI PKB - PICK UP	170,933,000.00	213,368,500.00	23,958,400.00	237,326,900.00	138.84	(66,393,900.00)
59	412012801	- PKB Pick Up	170,933,000.00	213,368,500.00	23,958,400.00	237,326,900.00	138.84	(66,393,900.00)
60	4120129	RETRIBUSI PKB - LIGHT TRUCK	29,210,400.00	12,324,400.00	2,260,200.00	14,584,600.00	49.93	14,625,800.00
61	412012901	- PKB Light Truck	29,210,400.00	12,324,400.00	2,260,200.00	14,584,600.00	49.93	14,625,800.00
62	4120130	RETRIBUSI PKB - TRUCK	90,945,800.00	92,488,400.00	9,645,300.00	102,133,700.00	112.30	(11,187,900.00)
63	412013001	- PKB Truck	90,945,800.00	92,488,400.00	9,645,300.00	102,133,700.00	112.30	(11,187,900.00)
64	4120134	RET. PEMERIK. ALAT PEMADAM KEBAKARAN	2,000,000.00	1,450,000.00	-	1,450,000.00	72.50	550,000.00
65	412013401	- Pemeriksaan Alat Pemadam Kebakaran	2,000,000.00	1,450,000.00	-	1,450,000.00	72.50	550,000.00
66	4120144	RET. PENGEND. MENARA TELEKOMUNIKASI	-	-	-	-	-	-
67	412014401	- Pengendalian Menara Telekomunikasi	-	-	-	-	-	-
68	41202	RETRIBUSI JASA USAHA	4,532,582,000.00	3,920,342,349.00	1,183,487,422.00	5,103,829,771.00	112.60	(571,247,771.00)
69	4120201	PEM. KEKAY. DAERAH - PENYEWAAN TANAH &	2,965,350,000.00	2,433,911,849.00	915,821,422.00	3,349,733,271.00	112.96	(384,383,271.00)
70	412020101	- Pemakaian Tanah /Tempat yg dikuasai PEMKAB	-	16,950,000.00	11,150,000.00	28,100,000.00	-	(28,100,000.00)
71	412020102	- Pemakaian Rumah yg dikuasai oleh PEMKAB	2,250,000.00	XX	-	-	-	2,250,000.00
72	412020103	- Pemakaian Gedung Sasana Praja	245,000,000.00	374,000,000.00	40,694,092.00	414,694,092.00	169.26	(169,694,092.00)
73	412020104	- Pemakaian Gedung gelanggang Remaja	85,000,000.00	86,407,600.00	12,950,000.00	99,357,600.00	116.89	(14,357,600.00)
74	412020105	- Pemakaian Gedung Badminton/Tenis	-	-	-	-	-	-
75	412020106	- Pemakaian Stadion	-	-	-	-	-	-
76	412020110	- Pengelolaan Tanah Eks Bengkulu	2,100,000,000.00	1,345,146,249.00	826,240,000.00	2,171,386,249.00	103.40	(71,386,249.00)
77	412020111	- Pemakaian Pang. Utama Alon 2/Paseban	14,000,000.00	10,900,000.00	3,522,500.00	14,422,500.00	103.02	(422,500.00)
78	412020112	- Penerimaan dari sewa gedung PKK	2,500,000.00	2,500,000.00	-	2,500,000.00	100.00	-
79	412020113	- Sewa Gedung Korpri	17,500,000.00	17,650,000.00	2,400,000.00	20,050,000.00	114.57	(2,550,000.00)
80	412020114	- Pemakaian Aloon-Aloon	215,000,000.00	262,250,000.00	-	262,250,000.00	121.98	(47,250,000.00)
81	412020117	- Tempat Reklame	95,000,000.00	113,535,850.00	622,080.00	114,157,930.00	120.17	(19,157,930.00)
82	412020118	- Pertokoan diluar Pasar	183,600,000.00	204,572,150.00	18,242,750.00	222,814,900.00	121.36	(39,214,900.00)
83	412020121	- Sewa Gedung dari Bappeda	5,500,000.00	-	-	-	-	5,500,000.00
84	4120202	RET. PEM. KEKAYAAN DAERAH - LABORAT	29,500,000.00	29,010,000.00	3,090,000.00	32,100,000.00	108.81	(2,600,000.00)

85	412020201	- Penggunaan Peralatan & Labor. Pemb.	29,500,000.00	29,010,000.00	3,090,000.00	32,100,000.00	108.81	(2,600,000.00)
86	4120203	RET. PEM. KEKAYAAN DAERAH - RUANGAN	4,500,000.00	1,500,000.00	-	1,600,000.00	35.56	2,900,000.00
87	412020301	- Penumpukan Material	4,500,000.00	1,600,000.00	-	1,600,000.00	35.56	2,900,000.00
88	4120204	RET. PEM. KEKAY. DAERAH-KEND. BERMOTOR	11,500,000.00	8,547,500.00	3,615,000.00	12,162,500.00	105.76	(662,500.00)
89	412020401	- Pemakaian Alat-alat Berat	11,500,000.00	8,547,500.00	3,615,000.00	12,162,500.00	105.76	(662,500.00)
90	4120205	RET. PASAR GROSIR/PERTOKOAN	74,732,000.00	74,355,000.00	-	74,355,000.00	99.50	377,000.00
91	412020501	- Pertokoan di Terminal	1,232,000.00	40,000.00	-	40,000.00	3.25	1,192,000.00
92	412020502	- Pertokoan	73,500,000.00	74,315,000.00	-	74,315,000.00	101.11	(815,000.00)
93	4120215	RETRIBUSI TERMINAL	255,750,000.00	230,112,000.00	20,441,000.00	250,553,000.00	97.97	5,197,000.00
94	412021501	- Terminal Selo Aji	150,000,000.00	134,907,000.00	12,026,000.00	146,933,000.00	97.96	3,067,000.00
95	412021502	- Terminal Cargo / Ijin Khusus	90,000,000.00	81,630,000.00	6,090,000.00	87,720,000.00	97.47	2,280,000.00
96	412021503	- Sub Terminal	15,750,000.00	13,575,000.00	2,325,000.00	15,900,000.00	100.95	(150,000.00)
97	4120216	RETRIBUSI TEMPAT KHUSUS PARKIR	155,400,000.00	138,225,000.00	12,159,000.00	150,384,000.00	96.77	5,016,000.00
98	412021601	- Ex. Tanah Pengadilan	34,750,000.00	31,875,000.00	2,875,000.00	34,750,000.00	100.00	-
99	412021602	- Pelayanan Kependudukan	13,500,000.00	12,750,000.00	1,234,000.00	13,984,000.00	103.59	(484,000.00)
100	412021603	- Pasar Songgo Langit	85,000,000.00	78,050,000.00	7,050,000.00	85,100,000.00	100.12	(100,000.00)
101	412021604	- Pasar Legi Selatan	12,250,000.00	11,250,000.00	1,000,000.00	12,250,000.00	100.00	-
102	412021605	- Terminal Selo Aji	9,900,000.00	4,300,000.00	-	4,300,000.00	43.43	5,600,000.00
103	4120217	RET. TEMPAT PENGINAPAN/PESANGG. VILLA	20,500,000.00	16,975,000.00	3,625,000.00	20,600,000.00	100.49	(100,000.00)
104	412021701	- Pemakaian Pesanggrahan Ngebel	14,000,000.00	13,725,000.00	375,000.00	14,100,000.00	100.71	(100,000.00)
105	412021702	- Pemakaian Penginapan Terminal	6,500,000.00	3,250,000.00	3,250,000.00	6,500,000.00	100.00	-
106	4120218	RET. PEMERIKS. KES. HEWAN SEBELUM DIPOT	15,000,000.00	13,255,000.00	1,745,000.00	15,000,000.00	100.00	-
107	412021801	- Jasa Usaha Pemeriks. hewan sebelum dipotong	15,000,000.00	13,255,000.00	1,745,000.00	15,000,000.00	100.00	-
108	4120221	RETRIBUSI TEMPAT PARIWISATA	624,000,000.00	697,330,000.00	99,587,000.00	796,917,000.00	127.71	(172,917,000.00)
109	412022101	- Wisata Ngembak	104,000,000.00	101,886,000.00	4,877,000.00	106,763,000.00	102.66	(2,763,000.00)
110	412022102	- Wisata Ngebel	520,000,000.00	595,444,000.00	94,710,000.00	690,154,000.00	132.72	(170,154,000.00)
111	4120222	RETRIBUSI TEMPAT REKREASI	104,250,000.00	114,446,000.00	-	114,446,000.00	109.78	(10,196,000.00)
112	412022201	- Kolam Renang	-	-	-	-	-	-
113	412022202	- Grebeg Suro	89,000,000.00	95,274,000.00	-	95,274,000.00	107.05	(6,274,000.00)
114	412022203	- Reyog Mini	15,250,000.00	19,172,000.00	-	19,172,000.00	125.72	(3,922,000.00)
115	4120223	RET. PELAYANAN TEMPAT OLAH RAGA	21,650,000.00	22,000,000.00	-	22,000,000.00	101.62	(350,000.00)

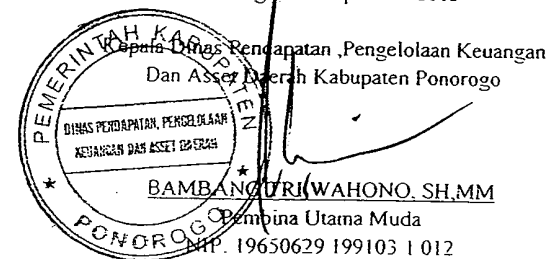
116	412022301	- Pemakaian Gedung Badminton/Tennis	10,000,000.00	10,000,000.00	-	10,000,000.00	100.00	-
117	412022302	- Pemakaian Padepokan Reyog	11,650,000.00	12,000,000.00	-	12,000,000.00	103.00	(350,000.00)
118	4120226	RET. PENJUALAN USAHA DAERAH	159,500,000.00	54,500,000.00	117,329,000.00	171,829,000.00	107.73	(12,329,000.00)
119	412022601	- Penjualan Hasil Pertanian/TPH	32,000,000.00	-	32,079,000.00	32,079,000.00	100.25	(79,000.00)
120	412022602	- Penjualan Hasil Kehutanan	35,000,000.00	23,000,000.00	12,000,000.00	35,000,000.00	100.00	-
121	412022603	- Penjualan Hasil Perkebunan	37,500,000.00	-	37,500,000.00	37,500,000.00	100.00	-
122	412022604	- Penjualan Hasil Perikanan	40,000,000.00	23,500,000.00	28,750,000.00	52,250,000.00	130.63	(12,250,000.00)
123	412022605	- Usaha BIPP/ Pembenihan Padi	15,000,000.00	8,000,000.00	7,000,000.00	15,000,000.00	100.00	-
124	4120230	RET. PENYEDIAAN/PENYEDOTAN KAKUS	90,950,000.00	86,075,000.00	6,075,000.00	92,150,000.00	101.32	(1,200,000.00)
125	412023001	- MCK Pasar	25,200,000.00	23,450,000.00	2,200,000.00	25,650,000.00	101.79	(450,000.00)
126	412023002	- MCK Terminal	50,000,000.00	50,000,000.00	-	50,000,000.00	100.00	-
127	412023003	- MCK Keliling	15,750,000.00	12,625,000.00	3,875,000.00	16,500,000.00	104.76	(750,000.00)
128	41203	RETRIBUSI PERIJINAN TERTENTU	520,500,000.00	899,578,800.00	61,414,669.00	960,993,469.00	184.63	(440,493,469.00)
129	4120301	- Ijin Mendirikan Bangunan (IMB)	340,000,000.00	655,245,250.00	57,811,869.00	713,057,119.00	209.72	(373,057,119.00)
130	4120303	- Ijin Gangguan	170,000,000.00	233,520,550.00	3,053,800.00	236,574,350.00	139.16	(66,574,350.00)
131	4120305	- Pemberian Izin Trayek Kepada Orang Pribadi	10,500,000.00	10,813,000.00	549,000.00	11,362,000.00	108.21	(862,000.00)
132	4120306	- Ret. Pemberian Izin Trayek kepada Badan	-	-	-	-	-	-
133	413	HSL. PENG. KEKAYAAN DRH YG DIPISAHKAN	1,334,021,328.16	1,001,204,248.56	-	1,001,204,248.56	75.05	332,817,079.60
134	41301	BAG. LABA ATS PENYER MODAL PERS. DRH	61,981,000.00	15,167,000.00	-	15,167,000.00	24.47	46,814,000.00
35	4130101	- PD. Sari Gunung	9,000,000.00	9,000,000.00	-	9,000,000.00	100.00	-
136	4130103	- PD Bank Kredit Pasar	45,000,000.00	-	-	-	-	45,000,000.00
137	4130104	- Bagian Laba pada BPR Jatim	7,981,000.00	6,167,000.00	-	6,167,000.00	77.27	1,814,000.00
138	41302	BAG. LABA ATS PEYERT MODAL PADA PERSH	1,272,040,328.16	986,037,248.56	-	986,037,248.56	77.52	286,003,079.60
139	4130201	- Bagian Laba Pada Bank Jatim	1,272,040,328.16	986,037,248.56	-	986,037,248.56	77.52	286,003,079.60
140	414	LAIN-LAIN PAD YANG SAH	140,690,212,500.00	129,600,126,454.85	16,180,233,475.69	145,780,359,930.54	103.62	(5,090,147,430.54)
141	41401	HASIL PENJ. ASET DRH YG. TDK. DIPISAHKAN	273,800,000.00	321,732,700.00	497,953,000.00	819,685,700.00	299.37	(545,885,700.00)
142	4140106	- Penjualan Kendaraan Dinas	235,800,000.00	255,800,000.00	495,550,000.00	751,350,000.00	318.64	(515,550,000.00)
143	4140107	- Penjualan Drum Bekas	30,000,000.00	30,026,000.00	-	30,026,000.00	100.09	(26,000.00)
144	4140108	- Penjualan Hasil Penebangan Pohon	8,000,000.00	35,906,700.00	2,403,000.00	38,309,700.00	478.87	(30,309,700.00)
145	41402	PENERIMAAN JASA GIRO	5,000,000,000.00	7,427,158,635.36	731,341,879.98	8,158,500,515.34	163.17	(3,158,500,515.34)
146	4140201	- Jasa Giro Kas Daerah	5,000,000,000.00	7,427,158,635.36	731,341,879.98	8,158,500,515.34	163.17	(3,158,500,515.34)

147	41403	PENERIMAAN BUNGA DEPOSITO	4,750,000,000.00	6,454,089,154.74	747,945,219.98	7,202,034,374.72	151.62	(2,452,034,374.72)
148	4140301	- Rekening Deposito Pada Bank JATIM	4,042,000,000.00	5,319,634,816.09	636,986,301.30	5,956,621,117.39	147.37	(1,914,621,117.39)
149	4140302	- Rekening Deposito pada Bank BNI	300,000,000.00	344,180,268.00	30,821,918.00	375,002,186.00	125.00	(75,002,186.00)
150	4140303	- Bunga Deposito pada Bank BRI	300,000,000.00	676,849,413.13	61,643,850.00	738,493,263.13	246.16	(438,493,263.13)
151	4140304	- REkening Deposito pada Bank Mandiri	108,000,000.00	113,424,657.52	18,493,150.68	131,917,808.20	122.15	(23,917,808.20)
152	41410	PENDPTAN DARI PENGEMB. DANA BERGULIR	100,050,000.00	46,971,626.00	-	46,971,626.00	46.95	53,078,374.00
153	4141001	- Dana Bergulir Ketahanan Pangan	13,050,000.00	39,150,000.00	-	39,150,000.00	300.00	(26,100,000.00)
154	4141002	- Dana Bergulir Dinas INDAKOP	87,000,000.00	355,500.00	-	355,500.00	0.41	86,644,500.00
155	41412	PENDPTAN DARI PENYE. PENDI. & PELTIHN	2,283,550,000.00	2,156,090,000.00	132,250,000.00	2,288,340,000.00	100.21	(4,790,000.00)
156	4141202	- Uang sklh/Pendidikan & pelatihan di AKPER	2,283,550,000.00	2,156,090,000.00	132,250,000.00	2,288,340,000.00	100.21	(4,790,000.00)
157	41416	PENDAPATAN BLUD	100,000,000,000.00	86,897,953,630.63	11,510,621,771.73	98,408,575,402.36	98.41	1,591,424,597.64
158	4141601	- Pendapatan Jasa Layanan Umum BLUD	98,224,417,800.00	84,844,005,229.00	11,299,780,067.00	96,143,785,296.00	97.88	2,080,632,504.00
159	4141603	- Pendapatan Hasil Kerjasama BLUD	267,032,200.00	403,023,550.00	41,327,800.00	444,351,350.00	166.40	(177,319,150.00)
160	4141604	- Pendapatan Lain-lain BLUD	1,508,550,000.00	1,650,924,851.63	169,513,904.73	1,820,438,756.36	120.67	(311,888,756.36)
161	41417	Dana Kapitasi JKN pada FKTP	25,699,132,500.00	23,770,390,000.00	2,176,506,500.00	25,946,896,500.00	100.96	(247,764,000.00)
162	4141701	- Dana Kapitasi JKN pada FKTP Puskesmas	25,699,132,500.00	23,770,390,000.00	2,176,506,500.00	25,946,896,500.00	100.96	(247,764,000.00)
163	41418	LAIN-LAIN PAD YANG SAH LAINNYA	2,583,680,000.00	2,525,740,708.12	383,615,104.00	2,909,355,812.12	112.61	(325,675,812.12)
164	4141801	- Lain-lain Penerimaan	2,583,680,000.00	2,525,740,708.12	383,615,104.00	2,909,355,812.12	112.61	(325,675,812.12)
35	42	DANA PERIMBANGAN	1,159,224,333,063.00	1,039,679,089,448.00	104,594,641,850.00	1,144,273,731,298.00	98.71	14,950,601,765.00
166	421	BAGI HASIL PAJAK & HASIL BUKAN PAJAK	76,711,628,063.00	57,765,730,448.00	3,975,295,850.00	61,741,026,298.00	80.48	14,970,601,765.00
167	42101	BAGI HASIL PAJAK	43,977,104,581.00	33,611,836,671.00	3,975,295,850.00	37,587,132,521.00	85.47	6,389,972,060.00
168	4210101	- Pajak Bumi dan Bangunan/PBB	19,534,091,000.00	15,812,372,671.00	469,687,050.00	16,282,059,721.00	83.35	3,252,031,279.00
169	4210103	- Bagi Hasil PPh.Ps.21,PPh Org.Pribadi Ps.25,29	14,080,188,000.00	8,448,112,800.00	-	8,448,112,800.00	60.00	5,632,075,200.00
170	4210104	- Bagi Hasil Cukai Hasil Tembakau	10,362,825,581.00	9,351,351,200.00	3,505,608,800.00	12,856,960,000.00	124.07	(2,494,134,419.00)
171	42102	BAGI HSL BUKAN PAJAK/SDA	32,734,523,482.00	24,153,893,777.00	-	24,153,893,777.00	73.79	8,580,629,705.00
172	4210202	- Kehutanan	544,163,515.00	269,712,965.00	-	269,712,965.00	49.56	274,450,550.00
173	4210205	- Pertambangan Umum (Royalti)	43,048,715.00	40,485,215.00	-	40,485,215.00	94.05	2,563,500.00
174	4210207	- Pungutan Hasil Perikanan	977,791,933.00	703,264,033.00	-	703,264,033.00	71.92	274,527,900.00
175	4210208	- Minyak Bumi	29,301,084,615.00	21,524,381,115.00	-	21,524,381,115.00	73.46	7,776,703,500.00
176	4210209	- Gas Bumi	1,692,334,704.00	1,492,780,449.00	-	1,492,780,449.00	88.21	199,554,255.00
177	4210210	- Panas Bumi	176,100,000.00	123,270,000.00	-	123,270,000.00	70.00	52,830,000.00

178	422	DANA ALOKASI UMUM	993,319,105,000.00	910,542,479,000.00	82,776,626,000.00	993,319,105,000.00	100.00	-
179	42201	DANA ALOKASI UMUM	993,319,105,000.00	910,542,479,000.00	82,776,626,000.00	993,319,105,000.00	100.00	-
180	4220101	- Dana Alokasi Umum	993,319,105,000.00	910,542,479,000.00	82,776,626,000.00	993,319,105,000.00	100.00	-
181	423	DANA ALOKASI KHUSUS	89,193,600,000.00	71,370,880,000.00	17,842,720,000.00	89,213,600,000.00	100.02	(20,000,000.00)
182	42301	DANA ALOKASI KHUSUS	89,193,600,000.00	71,370,880,000.00	17,842,720,000.00	89,213,600,000.00	100.02	(20,000,000.00)
183	4230101	- DAK Pendidikan	26,236,420,000.00	19,292,930,591.00	3,889,822,472.80	23,182,753,063.80	88.36	3,053,666,936.20
184	4230102	- DAK Kesehatan	6,819,900,000.00	5,014,224,990.86	1,011,121,192.69	6,025,346,183.55	88.35	794,553,816.45
185	4230103	- DAK Infrastruktur Jalan	8,595,380,000.00	6,320,402,239.12	1,274,354,591.30	7,594,756,830.42	88.36	1,000,623,169.58
186	4230104	- DAK Infrastruktur Irigasi	6,413,500,000.00	3,463,330,200.90	950,868,160.72	4,414,198,361.62	68.83	1,999,301,638.38
187	4230105	- DAK Infrastruktur Air Minum	2,504,350,000.00	1,841,512,457.57	371,295,966.06	2,212,808,423.63	88.36	291,541,576.37
188	4230106	- DAK Bidang Infrastruktur Sanitasi	1,365,810,000.00	1,004,314,943.87	202,495,555.09	1,206,810,498.96	88.36	158,999,501.04
189	4230107	- DAK Kelautan dan Perikanan	2,569,740,000.00	1,900,595,393.10	380,990,714.48	2,281,586,107.58	88.79	288,153,892.42
190	4230108	- DAK Pertanian	28,360,610,000.00	27,880,510,200.16	8,823,595,760.13	36,704,105,960.29	129.42	(8,343,495,960.29)
191	4230109	- DAK Lingkungan Hidup	884,570,000.00	650,446,892.24	131,146,713.80	781,593,606.04	88.36	102,976,393.96
192	4230110	- DAK Keluarga Berencana	1,740,810,000.00	1,280,062,012.60	258,093,210.08	1,538,155,222.68	88.36	202,654,777.32
193	4230111	- DAK Kehutanan	1,416,620,000.00	1,041,676,833.37	210,028,666.69	1,251,705,500.06	88.36	164,914,499.94
194	4230112	- DAK Perdagangan	1,749,520,000.00	1,286,466,697.85	259,384,558.28	1,545,851,256.13	88.36	203,668,743.87
195	4230113	- Keselamatan Transportasi Darat	536,370,000.00	394,406,547.36	79,522,437.88	473,928,985.24	88.36	62,441,014.76
196	43	LAIN-LAIN PENDAPATAN DAERAH YG SAH	505,992,401,632.00	474,214,580,487.00	37,668,151,413.00	511,882,731,900.00	101.16	(5,890,330,268.00)
197	433	BAGI HASIL PAJAK DARI PROV. DAN PEMDA	88,678,109,632.00	86,309,834,287.00	6,902,282,613.00	93,212,116,900.00	105.11	(4,534,007,268.00)
198	43301	BAGI HASIL PAJAK PROPINSI	88,678,109,632.00	86,309,834,287.00	6,902,282,613.00	93,212,116,900.00	105.11	(4,534,007,268.00)
199	4330101	- Pajak Kendaraan Bermotor (PKB)	27,812,794,853.00	24,934,879,179.00	-	24,934,879,179.00	89.65	2,877,915,674.00
200	4330103	- Bea Balik Nama Kend. Bermotor (BBNKB)	19,017,743,728.50	15,084,020,793.00	-	15,084,020,793.00	79.32	3,933,722,935.50
201	4330105	- Pajak Bahan Bakar Kend. Bermotor (PBBKB)	23,653,002,177.33	26,487,750,202.00	-	26,487,750,202.00	111.98	(2,834,748,024.67)
202	4330107	- Pajak Pemanfaatan Air Permukaan (AP)	183,446,312.67	184,272,316.00	-	184,272,316.00	100.45	(826,003.33)
203	4330108	- Pajak Rokok	18,011,122,560.50	19,618,911,797.00	6,902,282,613.00	26,521,194,410.00	147.25	(8,510,071,849.50)
204	434	DANA PENYESUAIAN DAN OTONOMI KHUSUS	393,265,939,000.00	378,806,393,200.00	15,765,868,800.00	394,572,262,000.00	100.33	(1,306,323,000.00)
205	43401	- Dana Penyesuaian	393,265,939,000.00	378,806,393,200.00	15,765,868,800.00	394,572,262,000.00	100.33	(1,306,323,000.00)
206	4340101	- Tunjangan Profesi Guru PNSD (TPG PNSD)	310,342,095,000.00	310,342,095,000.00	-	310,342,095,000.00	100.00	-
207	4340102	- Dana Tambahan Penghasilan Guru (DTP PNSD)	1,094,500,000.00	1,094,500,000.00	-	1,094,500,000.00	100.00	-
208	4340103	- Dana Insentif Daerah (DID)	3,000,000,000.00	3,000,000,000.00	-	3,000,000,000.00	100.00	-
209	4340106	- Alokasi Dana Desa	78,829,344,000.00	64,369,798,200.00	15,765,868,800.00	80,135,567,000.00	101.66	(1,306,323,000.00)

210	435	BAN. KEU. DARI PROP. / PEMDA LAINNYA	24,048,353,000.00	9,098,353,000.00	15,000,000,000.00	24,098,353,000.00	100.21	(50,000,000.00)
211	43501	BANTUAN KEUANGAN DARI PROPINSI	24,048,353,000.00	9,098,353,000.00	15,000,000,000.00	24,098,353,000.00	100.21	(50,000,000.00)
212	4350101	- Ban. Keuangan Khusus Bid. Pemerintahan	-	-	-	-	-	-
213	4350102	- Penerimaan Sumbangan Pihak Ketiga	-	-	-	-	-	-
214	4350104	- Ban. Keuangan untuk Pendukung Infrastruktur	15,000,000,000.00	100,000,000.00	15,000,000,000.00	15,100,000,000.00	100.67	(100,000,000.00)
215	4350107	- Ban. Keuangan Peringatan hari jadi Propinsi	50,000,000.00	50,000,000.00	-	50,000,000.00	100.00	-
216	4350112	- Ban. Keuangan untuk peningkatan Kesehatan	1,912,373,000.00	1,912,373,000.00	-	1,912,373,000.00	100.00	-
217	4350114	- Ban. Keuangan untuk Peningkatan Pendidikan	7,035,980,000.00	7,035,980,000.00	-	7,035,980,000.00	100.00	-
218	4350115	- Ban. Keuangan P3 Daerah	50,000,000.00	-	-	-	-	50,000,000.00
219	4350116	- Bantuna Keuangan dari Propinsi	-	-	-	-	-	-
JUMLAH TOTAL PENDAPATAN			1,864,337,393,996.16	1,702,699,454,389.41	164,169,625,073.69	1,866,869,079,463.10	100.14	(2,531,685,466.94)

Ponorogo, 19 Nopember 2015





LAMPIRAN 7

PERHITUNGAN KONTRIBUSI RETRIBUSI PARKIR, RETRIBUSI PASAR, PAJAK PARKIR,
RETRIBUSI PASAR GROSIR/PERTOKOAN DAN RETRIBUSI TEMPAT KHUSUS PARKIR
TERHADAP PAD KABUPATEN PONOROGO TAHUN 2011-2015

**PERHITUNGAN KONTRIBUSI RETRIBUSI PARKIR TERHADAP PAD
KABUPATEN PONOROGO TAHUN 2011-2015**

$$1. \text{ Kontribusi retribusi parkir 2011} = \frac{500.078.000,00}{65.937.904.859,59} \times 100\% \\ = 0,75\%$$

$$2. \text{ Kontribusi retribusi parkir 2012} = \frac{570.000.000,00}{98.764.774.588,81} \times 100\% \\ = 0,57\%$$

$$3. \text{ Kontribusi retribusi parkir 2013} = \frac{640.312.000,00}{134.306.100.957,65} \times 100\% \\ = 0,47\%$$

$$4. \text{ Kontribusi retribusi parkir 2014} = \frac{702.874.000,00}{198.730.421.479,94} \times 100\% \\ = 0,35\%$$

$$5. \text{ Kontribusi retribusi parkir 2015} = \frac{762.560.000,00}{210.712.616.265,10} \times 100\% \\ = 0,36\%$$

**PERHITUNGAN KONTRIBUSI RETRIBUSI PASAR TERHADAP PAD
KABUPATEN PONOROGO TAHUN 2011-2015**

$$1. \text{ Kontribusi retribusi pasar 2011} = \frac{1.770.307.850,00}{65.937.904.859,59} \times 100\% \\ = 2,68\%$$

$$2. \text{ Kontribusi retribusi pasar 2012} = \frac{1.780.500.255,00}{98.764.774.588,81} \times 100\% \\ = 1,8\%$$

$$3. \text{ Kontribusi retribusi pasar 2013} = \frac{1.872.730.900,00}{134.306.100.957,65} \times 100\% \\ = 1,39\%$$

$$4. \text{ Kontribusi retribusi pasar 2014} = \frac{1.879.510.750,00}{198.730.421.479,94} \times 100\% \\ = 0,94\%$$

$$5. \text{ Kontribusi retribusi pasar 2015} = \frac{1.892.635.810,00}{210.712.616.265,10} \times 100\% \\ = 0,89\%$$

**PERHITUNGAN KONTRIBUSI PAJAK PARKIR TERHADAP PAD
KABUPATEN PONOROGO TAHUN 2011-2015**

$$1. \text{ Kontribusi pajak parkir 2011} = \frac{23.221.500,00}{65.937.904.859,59} \times 100\% \\ = 0,03\%$$

$$2. \text{ Kontribusi pajak parkir 2012} = \frac{23.668.000,00}{98.764.774.588,81} \times 100\% \\ = 0,02\%$$

$$3. \text{ Kontribusi pajak parkir 2013} = \frac{50.503.600,00}{134.306.100.957,65} \times 100\% \\ = 0,04\%$$

$$4. \text{ Kontribusi pajak parkir 2014} = \frac{149.507.600,00}{198.730.421.479,94} \times 100\% \\ = 0,07\%$$

$$5. \text{ Kontribusi pajak parkir 2015} = \frac{196.384.300,00}{210.712.616.265,10} \times 100\% \\ = 0,09\%$$

**PERHITUNGAN KONTRIBUSI RETRIBUSI PASAR GROSIR/
PERTOKOAN TERHADAP PAD KABUPATEN PONOROGO TAHUN
2011-2015**

$$1. \text{ Kontribusi retribusi pasar grosir/pertokoan 2011} = \frac{70.658.950,00}{65.937.904.859,59} \times 100\% \\ = 0,11\%$$

$$2. \text{ Kontribusi retribusi pasar grosir/pertokoan 2012} = \frac{71.282.000,00}{98.764.774.588,81} \times 100\% \\ = 0,07\%$$

$$3. \text{ Kontribusi retribusi pasar grosir/pertokoan 2013} = \frac{73.110.000,00}{134.306.100.957,65} \times 100\% \\ = 0,05\%$$

$$4. \text{ Kontribusi retribusi pasar grosir/pertokoan 2014} = \frac{73.225.000,00}{198.730.421.479,94} \times 100\% \\ = 0,04\%$$

$$5. \text{ Kontribusi retribusi pasar grosir/pertokoan 2015} = \frac{74.355.000,00}{210.712.616.265,10} \times 100\% \\ = 0,03\%$$

**PERHITUNGAN KONTRIBUSI RETRIBUSI TEMPAT KHUSUS PARKIR
TERHADAP PAD KABUPATEN PONOROGO TAHUN 2011-2015**


1. Kontribusi retribusi tempat khusus parkir 2011 = $\frac{222.352.500,00}{65.937.904.859,59} \times 100\%$
= 0,33%

2. Kontribusi retribusi tempat khusus parkir 2012 = $\frac{177.613.000,00}{98.764.774.588,81} \times 100\%$
= 0,18%

3. Kontribusi retribusi tempat khusus parkir 2013 = $\frac{148.810.000,00}{134.306.100.957,65} \times 100\%$
= 0,11%

4. Kontribusi retribusi tempat khusus parkir 2014 = $\frac{155.769.000,00}{198.730.421.479,94} \times 100\%$
= 0,08%

5. Kontribusi retribusi tempat khusus parkir 2015 = $\frac{150.384.000,00}{210.712.616.265,10} \times 100\%$
= 0,07%





LAMPIRAN 8
BERITA ACARA BIMBINGAN SKRIPSI



UNIVERSITAS MUHAMMADIYAH PONOROGO
FAKULTAS EKONOMI

Kampus : Jl. Budi Utomo No. 10 Telp. (0352) 481124 Fax. (0352) 461796
PONOROGO - 63471

BERITA ACARA BIMBINGAN SKRIPSI

1. Nama Mahasiswa : **IMAM GHOZALI**
2. NIM : 11440324
3. Jurusan : Akuntansi S-1
4. Bidang : Akuntansi Sektor Publik
5. Alamat : Jl. Sekar Harum Mayak Tonatan No.06
6. Judul Skripsi : Analisis Kontribusi Retribusi Parkir Dan Retribusi Pasar Terhadap Pendapatan Asli Daerah.
7. Masa Pembimbingan : September 2015 s/d Agustus 2016
8. Tanggal Mengajukan Skripsi :
9. Konsultasi :

Tanggal Disetujui	BAB	Paraf Pembimbing
27/07/2016	Revisi proposal	
01/08/2016	Revisi proposal	
05/08/2016	AAC proposal	
16/08/2016	Revisi proposal	
20/08/2016	Revisi proposal	
24-8-2016	AAC proposal	
27/08/2016	Revisi Bab I, II, III	
08/09/2016	Revisi Bab I, II AE Bab I, II, III	
13/09/2016	Revisi Bab IV	
17/09/2016	Revisi Bab V, VI	
22/09/2016	AE Bab V, VI	

