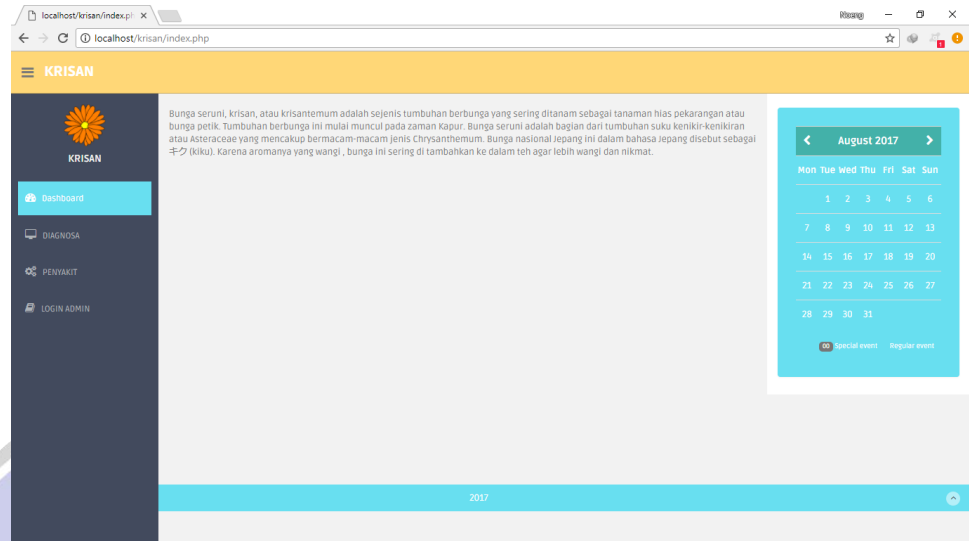


Lampiran

1. Halaman Utama



Gambar 4.1 Halaman Utama

Potongan Syntax:

```
<!DOCTYPE html>
<html>
<head>
<meta charset="utf-8" />
<title>Sistem Pakar</title>
<style type="text/css">
div
{
    text-align:center;
    border:2px solid #C33;
    padding:10px 40px;
```

```

background:#ddddd;

width:300px;

border-radius:50px;

}

</style>

</head>

<body>
<div class="container">
<!-- header start -->
<div class="atas" align="center">
<div class="logo" align="center">
<a href="index.php"><H1 align="center">SISTEM
PAKAR DIAGNOSA PENYAKIT KRISAN</H1></a>
</div>
</div>
<!-- header end -->
<!-- navbar -->
<span class="sr-only">Toggle navigation</span>
<span class="icon-bar"></span>
<span class="icon-bar"></span>
<span class="icon-bar"></span>
</button>
<a class="navbar-brand" href="index.php"></a>

```



```
<div "btn btn-warning outline btn-circle
collapsed" data-toggle="collapse" href="#nav-
collapse2" aria-expanded="false" aria-
controls="nav-collapse2">Pakar</a>

</li>

</ul>

<!-- form login -->

<div class="collapse nav navbar-nav nav-
collapse slide-down" id="nav-collapse2">

  <form action="LoginPeriksa.php" method="post"
class="navbar-form navbar-right form-inline"
role="form">

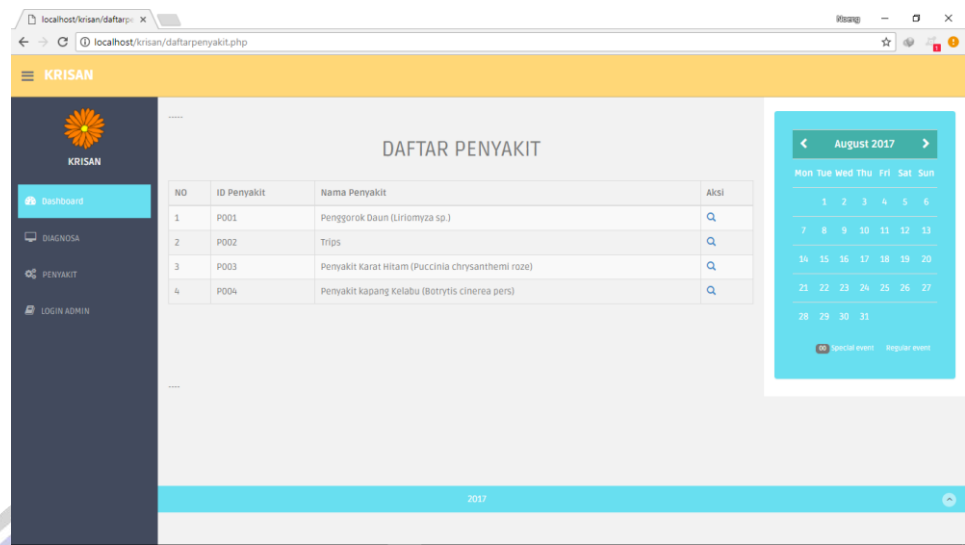
  <div class="form-group">

  <input type="text" name="TxtUser" class="form-
control" placeholder="Username" autofocus
required/ >

  </div>
```




2. Halaman Jenis Penyakit



Gambar 4.2 Halaman Jenis Penyakit

Potongan Syntax:

```
<!DOCTYPE html>
<html xmlns="http://www.w3.org/1999/xhtml">
<head>
<meta charset="utf-8" />
<meta name="viewport" content="width=device-
width, initial-scale=1.0" />
<title>Expert System</title>
<!-- BOOTSTRAP STYLES-->
<link href="assets/css/bootstrap.css"
rel="stylesheet" />
<style type = "text/css">
#tebal {
font-weight:bold;
```



```
        color : blue;

        text-align:right;

        background:#000;

    }

    #miring {

        font-style : italic;

        color: pink;

        text-align:right;

    }

    #page

    {

        font-weight:bolder;

        text-align:center;

        color:#3F6;

    }

</style>

</head>

<body>

<div id="wrapper">

<span class="sr-only">Toggle navigation</span>

<span class="icon-bar"></span>

<span class="icon-bar"></span>

<span class="icon-bar"></span>

</button>
```



```

        <a class="navbar-brand"
href="index.php">EXPERT SYSTEM</a>

    </div>

    <div style="color: white;
padding: 15px 50px 5px 50px;
float: right;
font-size: 16px;"></div>

</nav>

<!-- /. NAV TOP -->

<nav class="navbar-default navbar-side"
role="navigation">

    <div class="sidebar-collapse">
    <ul class="nav" id="main-menu">
    <li class="text-center">
    
    <style type="text/css">
    div
    {
        text-align:center;


        border:2px solid #C33;

        padding:10px 40px;

        background:#dddddd;

        width:300px;

```

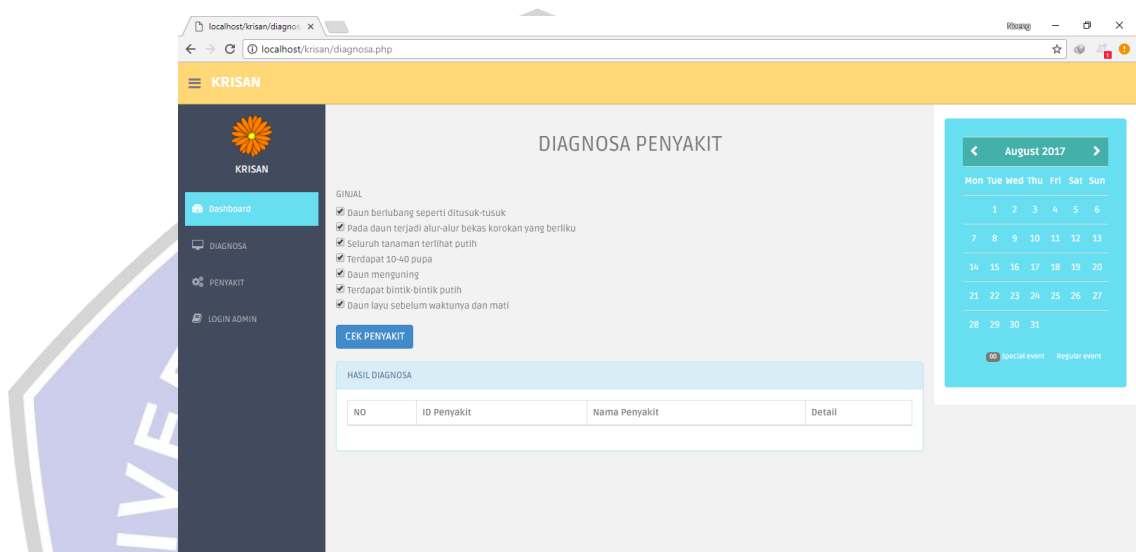


```
border-radius:50px;
```

```
}
```

```
</style>
```

3. Halaman Diagnosa



Gambar 4.3 Halaman Diagnosa

Source code

```
<!DOCTYPE html>
```

```
<html>
```

```
<head>
```

```
<meta charset="utf-8" />
```

```
<title>Sistem Pakar</title>
```

```
div
```

```
{
```

```
text-align:justify;
```

```

width:300px;

height:100px;

background-color:yellow;

box-shadow: 40px 30px #888888;

padding:10px;

}

</head>

<body>
<div class="container">
<!-- header start -->
<div class="atas" align="center">
<div class="logo" align="center">
<a href="index.php"><H1 align="center">SISTEM
PAKAR DIAGNOSA PENYAKIT KRISAN</H1></a>
</div>
</div>
<!-- header end -->
<!-- navbar -->
<span class="sr-only">Toggle navigation</span>
<span class="icon-bar"></span>
<span class="icon-bar"></span>
<span class="icon-bar"></span>
</button>
<a class="navbar-brand" href="index.php"></a>

```




```

</div>

<!-- Collect the nav links, forms, and other
content for toggling -->

<div class="collapse navbar-collapse"
id="navbar-collapse-2">

<ul class="nav navbar-nav navbar-right">
<li><a href="index.php">Home</a></li>
<li><a href="?page=daftar">Konsultasi</a></li>
<li><a href="?page=dafpenyakit">Daftar
Penyakit</a></li>
<li>
<div class="row ">
<div class="col-md-4 col-md-offset-4 col-sm-6
col-sm-offset-3 col-xs-10 col-xs-offset-1">
<div class="panel panel-default">
<div class="panel-heading">
<strong> Enter Details To Login </strong>
</div>
<a class="navbar-brand" href="index.php"></a>
<div "btn btn-warning outline btn-circle
collapsed" data-toggle="collapse" href="#nav-
collapse2" aria-expanded="false" aria-
controls="nav-collapse2">Pakar</a>

</li>

```

```
</ul>

<div class="form-group">

  <input type="text" name="TxtUser" class="form-
control" placeholder="Username" autofocus
required/ >

</div>

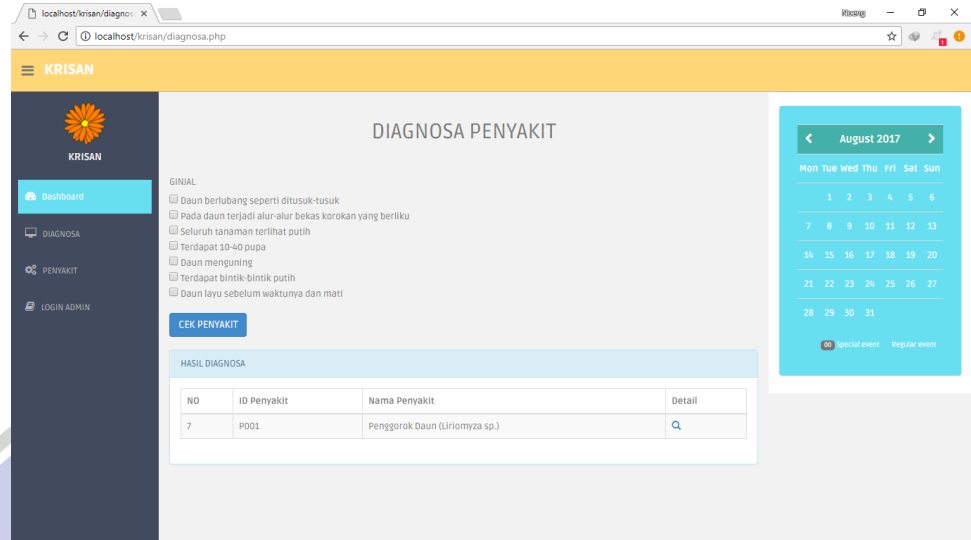
<div class="panel-body">

  <form role="form" method="post"
action="ceklogin.php">

    <div class="form-group input-group">
      <span class="input-group-addon"><i class="fa
fa-tag" ></i></span>
      <input type="text" class="form-control"
name="username" id="password" placeholder="Your
Username " />
    </div>
```



4. Halaman Hasil Diagnosa



Gambar 4.4 Halaman Hasil Diagnosa

Source code

```
<?php
include "session.php";
?>
<style type="text/css">
div
{
text-align:center;

border:2px solid #C33;

padding:10px 40px;

background:#dddddd;

width:300px;
```

```

        border-radius:50px;
    }
</style>
</head>
<body>
<div id="wrapper">
<span class="sr-only">Toggle navigation</span>
<span class="icon-bar"></span>
<span class="icon-bar"></span>
<span class="icon-bar"></span>
</button>
<a class="navbar-brand"
href="homeadmin.php">EXPERT SYSTEM</a>
</div>
<div style="color: white;
padding: 15px 50px 5px 50px;
float: right;
font-size: 16px;"><a href="logout.php"
class="btn btn-danger square-btn-
adjust">Logout</a> </div>
</nav>
<!-- /. NAV TOP -->
<nav class="navbar-default navbar-side"
role="navigation">

```

```

<div class="sidebar-collapse">
  <ul class="nav" id="main-menu">
    <li class="text-center">
      
    </li>
  </li>
  <li><a href="hamadanpenyakit.php"><i class="fa
fa-desktop fa-3x"></i> JENIS PENYAKIT</a>
</div>
<a class="navbar-brand" href="index.php"></a>
  <div "btn btn-warning outline btn-circle
collapsed" data-toggle="collapse" href="#nav-
collapse2" aria-expanded="false" aria-
controls="nav-collapse2">Pakar</a>
</li>
</ul>
<!-- form login -->
<div class="collapse nav navbar-nav nav-
collapse slide-down" id="nav-collapse2">
  <form action="LoginPeriksa.php" method="post"
class="navbar-form navbar-right form-inline"
role="form">
  <div class="form-group">

```



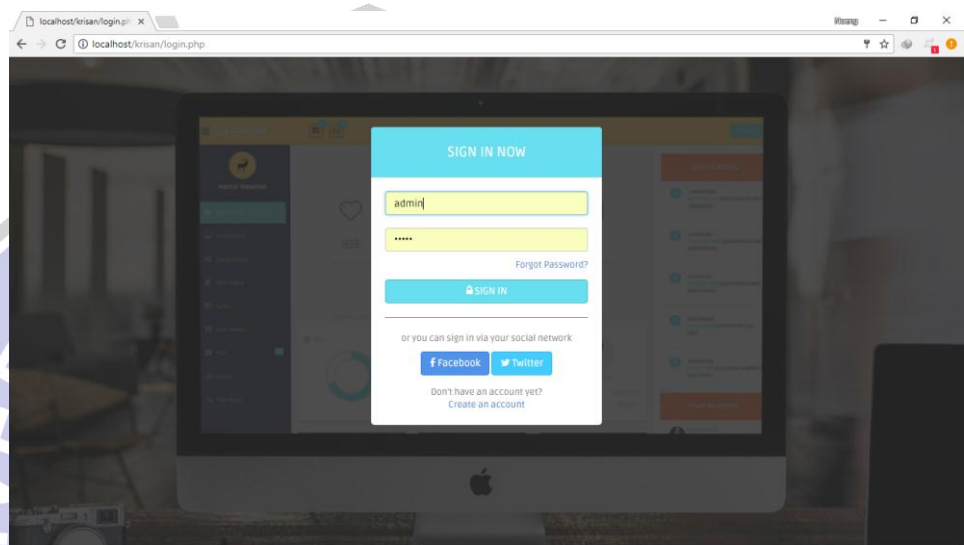
```

        <input type="text" name="TxtUser" class="form-
control" placeholder="Username" autofocus
required/ >

</div>

```

5. Halaman *Login Admin*



Gambar 4.5 Halaman *Login Admin*

Source code

```

<title>Expert System</title>
<!-- BOOTSTRAP STYLES-->
<link href="assets/css/bootstrap.css"
rel="stylesheet" />
</head>

<body>

div
{
    text-align:justify;

```

```

width:300px;

height:100px;

background-color:yellow;

box-shadow: 40px 30px #888888;

padding:10px;

}

<div class="container">

<div class="row text-center ">

<div class="col-md-12">

<br /><br />

<h2> Admin : Login</h2>

<h5>( Login yourself to get access )</h5>

<br />

</div>

</div>

<div class="row ">

<div class="col-md-4 col-md-offset-4 col-sm-6

col-sm-offset-3 col-xs-10 col-xs-offset-1">

<div class="panel panel-default">

<div class="panel-heading">

<strong> Enter Details To Login </strong>

</div>

<div class="panel-body">

```

```

<form role="form" method="post"
action="ceklogin.php">

<br />

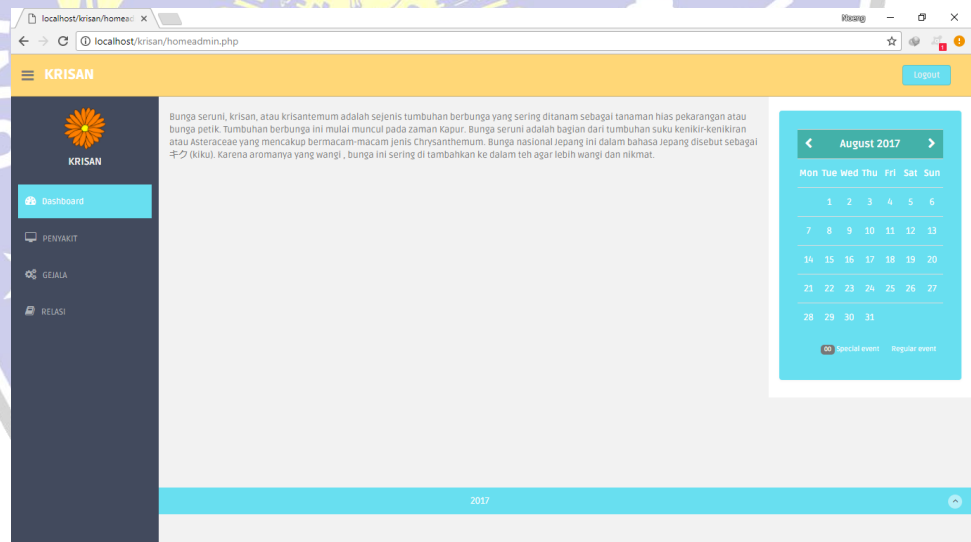
<input type="text" class="form-control"
name="username" id="password" placeholder="Your
Username " />

</div>

<div class="form-group input-group">
<span class="input-group-addon"><i class="fa
fa-lock" ></i></span>

```

6. Halaman Admin



Gambar 4.6 Halaman Admin

Source code:

```

<!DOCTYPE html>

<html>

```

```

<head>

<meta charset="utf-8" />

<title>Sistem Pakar</title>

<meta name="viewport" content="width=device-
width, initial-scale=1.0" />

</head>

<body>

<div class="container-fluid">
<div class="isi"><br>
MENU
</button>

<button type="button" class="navbar-toggle
collapsed" data-toggle="collapse" data-
target="#bs-example-navbar-collapse-1">
<span class="sr-only">Toggle
navigation</span>
<span class="icon-bar"></span>
<span class="icon-bar"></span>
<span class="icon-bar"></span>
</button>

<a class="navbar-brand" href="#">
PAKAR
</a>

</div>

```



```

<!-- navbar kanan collapse -->
<div class="collapse navbar-collapse"
id="bs-example-navbar-collapse-1">
<ul class="nav navbar-nav navbar-right">
<li class="dropdown">
<a href="#" class="dropdown-toggle" data-
toggle="dropdown" role="button" aria-
expanded="false">
Akun
<span class="caret"></span></a>
<ul class="dropdown-menu" role="menu">
<li class=""><a href="editAkun.php">Edit
Akun</a></li>
<li class="divider"></li>
<li><a href="LoginOut.php"
target="_self">Logout</a> </li>
</ul>
</li>
</ul>
</div><!-- /.navbar-collapse -->
</div><!-- /.container-fluid -->
</nav> </br>
<div class="container">
<div class="row text-center ">

```




```

<div class="col-md-12">

<br /><br />

<h2> Admin : Login</h2>

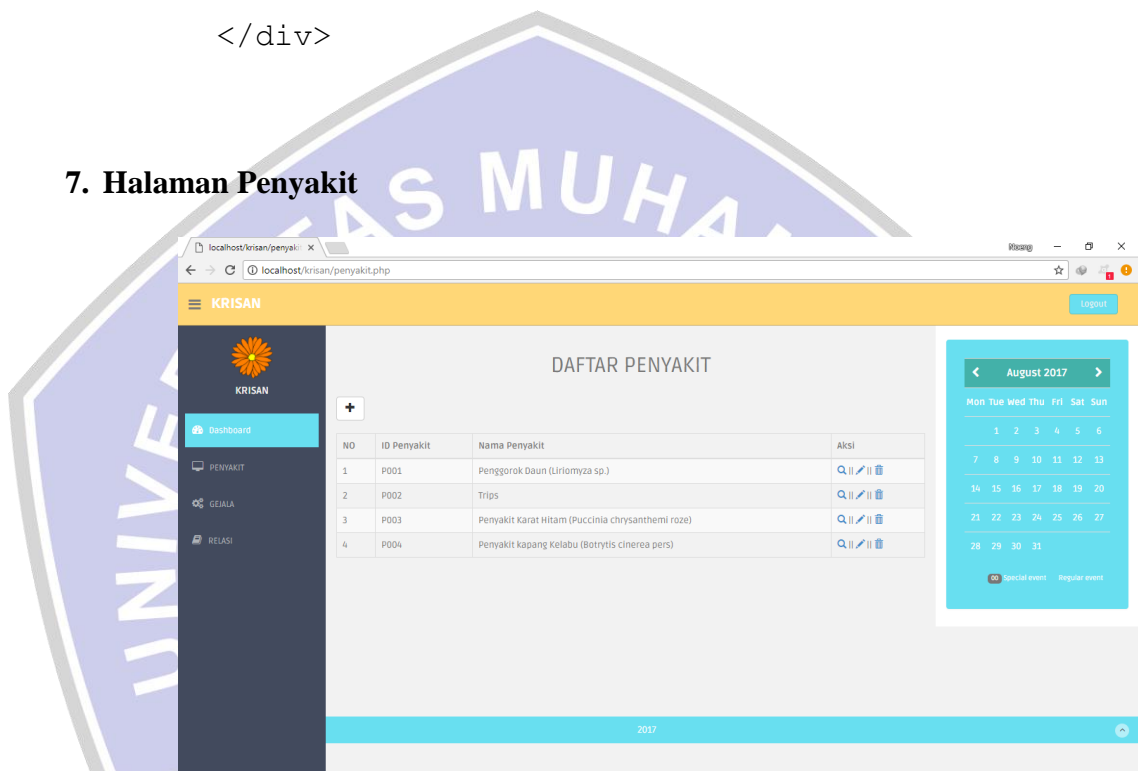
<h5>( Login yourself to get access )</h5>

<br />

</div>

```

7. Halaman Penyakit



Gambar 4.7 Halaman Penyakit

Source code:

```

<html>

<head>


<title>Sistem Pakar </title>

<style type = "text/css">

#tebal {

font-weight:bold;

```



```
        color : blue;

        text-align:right;

        background:#000;

    }

    #miring {

        font-style : italic;

        color: pink;

        text-align:right;

    }

    #page

    {

        font-weight:bold;

        text-align:center;

        color:#3F6;

    }

</style>

</head>

<body>

<div id="wrapper">

padding: 15px 50px 5px 50px;

float: right;

font-size: 16px;"></div>

</nav>

<!-- /. NAV TOP -->
```

```

    <nav class="navbar-default navbar-side"
role="navigation">

    <div class="sidebar-collapse">

    <ul class="nav" id="main-menu">

    <li class="text-center">

    </li>

    <li>

    <a href="index.php"><i class="fa fa-dashboard
fa-3x"></i> DASHBOARD</a>

    </li>

    <li>

    <a href="daftarpenyakit.php"><i class="fa fa-
desktop fa-3x"></i> JENIS PENYAKIT</a>

    </li>

    <li >

    <a href="diagnosa.php"><i class="fa fa-bar-
chart-o fa-3x"></i> MULAI DIAGNOSA</a>

    </li>

    <li ><a href="about.php"><i class="fa fa-table
fa-3x"></i> ABOUT EXPERT SYSTEM</a>

    <footer>

    <div class="col-12 card-footer">

```

```

<p align="center">Noeng</p>

</div>

</footer>

<script src="jquery-3.2.1.min.js"></script>

<script

src="https://cdnjs.cloudflare.com/ajax/libs/popper

.js/1.12.9/umd/popper.min.js" integrity="sha384-

ApNbgH9B+Y1QKtv3Rn7W3mgPxhU9K/ScQsAP7hUibX39j7fakF

PskvXusvfa0b4Q" crossorigin="anonymous"></script>

<script

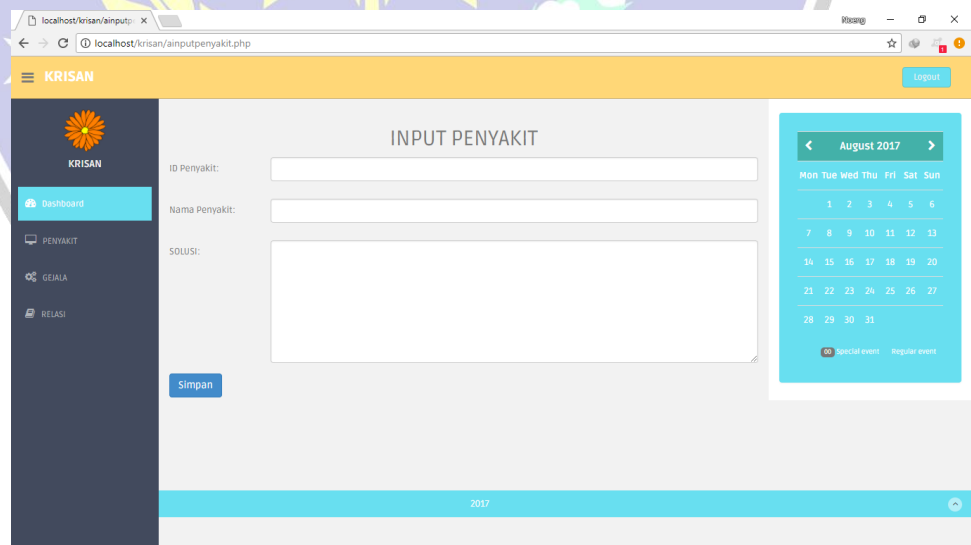
src="bootstrap/js/bootstrap.min.js"></script>

</body>

</html>

```

8. Halaman Tambah Penyakit



Gambar 4.8. Halaman Tambah Data Penyakit

Source code:

```
<style>

#borderimg1 {

    border: 10px solid transparent;

    padding: 15px;

    -webkit-border-image: url(border.png) 30
round; /* Safari 3.1-5 */

    -o-border-image: url(border.png) 30 round;
/* Opera 11-12.1 */

    border-image: url(border.png) 30 round;
}

<?php
include "../lib/inc.koneksidb.php";
// Membaca variabel dari Form
$txtKodeH = $_POST['TxtKodeH'];
$txtGejala = $_POST['TxtGejala'];
// Validasi form
if (trim($txtKodeH)=="") {
echo '<div class="container"><div class="isi
alert alert-danger role=alert">

<b>Kode belum terbentuk, ulangi kembali</b>

</div></div>';

include "GejalaEditFm.php";
}
```



```
elseif (trim($TxtGejala)== "") {  
    echo '<div class="container"><div class="isi  
alert alert-danger role=alert">  
    <b>Gejala masih kosong, ulangi kembali</b>  
    </div></div>';  
    include "GejalaEditFm.php";  
}  
else {  
    // Skrip menyimpan data ke dalam tabel  
database  
    $sql = " UPDATE gejala SET  
nm_gejala='$TxtGejala' WHERE  
container">< isi alert alert-success  
role=alert">  
    ?>
```



9. Halaman Detail Penyakit

The screenshot displays the 'DETAIL PENYAKIT' page in the KRISAN application. The page features a sidebar on the left with navigation options: dashboard, PENYAKIT, GEJALA, and RELASI. The main content area contains a form with the following fields:

- ID: P001
- NAMA: Penggorok Daun (Liriomyza sp.)
- GEJALA: Daun berlobang seperti ditusuk-tusuk; Pada daun terjadi alur-alur bekas korokan yang ber; Seluruh tanaman terlihat putih; Terdapat 10-40 pupa; Daun menguning; Terdapat bintik-bintik putih; Daun layu sebelum waktunya dan mati
- SOLUSI: Pengobatan : Melalui makanan antara lain pakan dicampur Terramycine dengan dosis 50 mg/kg ikan/hari, diberikan selama 7-10 hari berturut-turut atau dengan Sulphonamid sebanyak 100 mg/kg ikan/hari selama 3-4 hari.

A calendar for August 2017 is visible on the right side of the page.

Gambar 4.9 Halaman Detail Penyakit

Source code:

```
#borderimg2 {
    border: 10px solid transparent;
    padding: 15px;
    -webkit-border-image: url(border.png) 30
stretch; /* Safari 3.1-5 */
    -o-border-image: url(border.png) 30
stretch; /* Opera 11-12.1 */
    border-image: url(border.png) 30 stretch;
}
```

```
</style>
```

```
<?php
```

```
include "../lib/inc.koneksidb.php";
```

```
// Membaca variabel dari Form
```

```

$txtKodeH = $_POST['TxtKodeH'];

$txtGejala = $_POST['TxtGejala'];

// Validasi form

if (trim($txtKodeH)== "") {

echo '<div class="container"><div class="isi
alert alert-danger role=alert">

<b>Kode belum terbentuk, ulangi kembali</b>

</div></div>';

include "GejalaEditFm.php";

}

elseif (trim($txtGejala)== "") {

echo '<div class="container"><div class="isi
alert alert-danger role=alert">

<b>Gejala masih kosong, ulangi kembali</b>

</div></div>';

include "GejalaEditFm.php";

}

else {

// Skrip menyimpan data ke dalam tabel
database

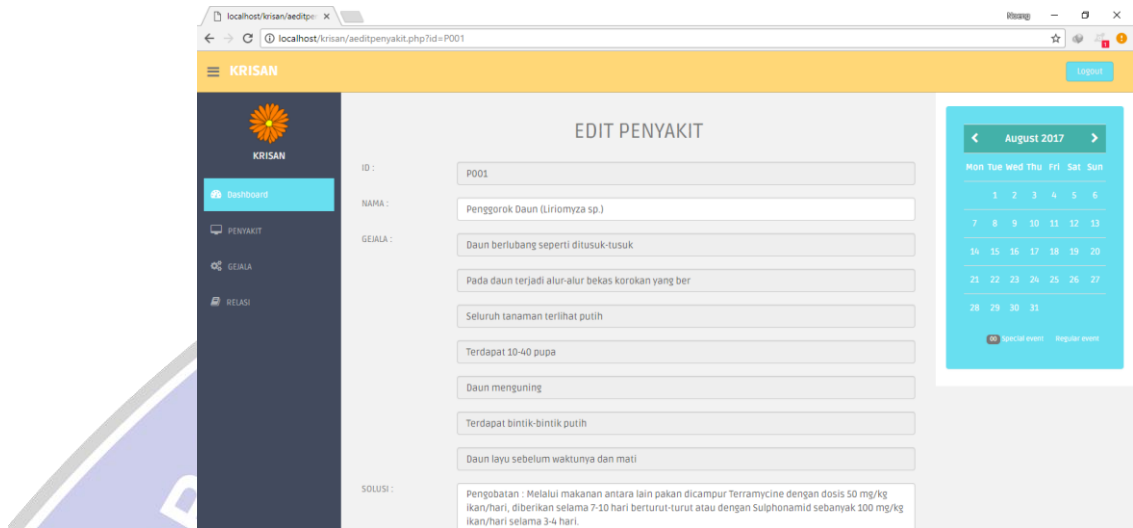
$sql = " UPDATE gejala SET
nm_gejala='$txtGejala' WHERE

container">< isi alert alert-success
role=alert">

```

?>

10. Halaman Edit Penyakit



Gambar 4.10 Halaman Edit Penyakit

Source code:

```
<h2 class="text-center">EDIT PENYAKIT</h2>
<form method="post">
<div class="form-group">
<br><label class="control-
label col-sm-2">ID :</label>
<div class="col-sm-10">
<?php
$stampil = "SELECT * FROM penyakit where
idpenyakit='".$$_GET['id']."'";
<?php
include "../lib/inc.koneksidb.php";
```

```

// Membaca variabel dari Form

$txtKodeH = $_POST['txtKodeH'];

$txtGejala = $_POST['txtGejala'];

// Validasi form

if (trim($txtKodeH)== "") {

echo '<div class="container"><div class="isi
alert alert-danger role=alert">

<b>Kode belum terbentuk, ulangi kembali</b>
</div></div>';

include "GejalaEditFm.php";
}

elseif (trim($txtGejala)== "") {

echo '<div class="container"><div class="isi
alert alert-danger role=alert">

<b>Gejala masih kosong, ulangi kembali</b>
</div></div>';

include "GejalaEditFm.php";
}

else {

// Skrip menyimpan data ke dalam tabel
database

$sql = " UPDATE gejala SET
nm_gejala='$txtGejala' WHERE

```

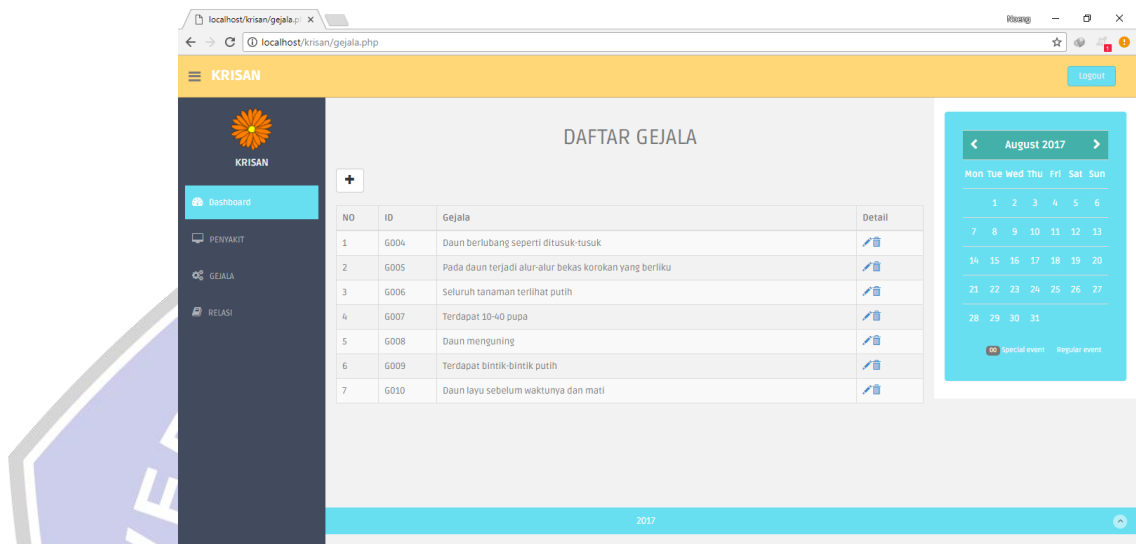


```
container">< isi alert alert-success
role=alert">
?>
    $stampil = "SELECT * FROM penyakit where
idpenyakit='".$$_GET['id']."'";
    $sql = mysqli_query ($konek_db,$stampil);
?>;
<footer>
    <div class="col-12 card-footer">
        <p align="center">Noeng</p>
    </div>
</footer>
<!-- Optional JavaScript -->
<!-- jQuery first, then Popper.js, then
Bootstrap JS -->
<script src="jquery-3.2.1.min.js"></script>
<script
src="https://cdnjs.cloudflare.com/ajax/libs/popper.
r.js/1.12.9/umd/popper.min.js" integrity="sha384-
ApNbgh9B+Y1QKtv3Rn7W3mgPxhU9K/ScQsAP7hUibX39j7fak
FPskvXusvfa0b4Q"
crossorigin="anonymous"></script>
<script
src="bootstrap/js/bootstrap.min.js"></script>
```

```
</body>
```

```
</html>
```

11. Halaman Data Gejala



Gambar 4.11 Halaman Data Gejala

Source code:

```
<div class="container">  
  <!-- header start -->  
  <div class="atas" align="center">  
    <div class="logo" align="center">  
      <a href="index.php"><H1 align="center">SISTEM  
PAKAR DIAGNOSA PENYAKIT KRISAN</H1></a>
```

```
</div>
```

```
<?php
```

```
include "../lib/inc.koneksidb.php";
```

```
// Membaca variabel dari Form
```

```

$txtKodeH = $_POST['TxtKodeH'];

$txtGejala = $_POST['TxtGejala'];

// Validasi form

if (trim($txtKodeH)== "") {

echo '<div class="container"><div class="isi
alert alert-danger role=alert">

<b>Kode belum terbentuk, ulangi kembali</b>

</div></div>';

include "GejalaEditFm.php";

}

elseif (trim($txtGejala)== "") {

echo '<div class="container"><div class="isi
alert alert-danger role=alert">

<b>Gejala masih kosong, ulangi kembali</b>

</div></div>';

include "GejalaEditFm.php";

}

else {

// Skrip menyimpan data ke dalam tabel
database

$sql = " UPDATE gejala SET
nm_gejala='$txtGejala' WHERE

container">< isi alert alert-success
role=alert">

```

?>

12. Halaman Add Data Gejala



Gambar 4.12 Halaman Tambah Gejala

Source code:

```
div
{
    text-align:justify;
    width:300px;
    height:100px;
    background-color:yellow;
    box-shadow: 40px 30px #888888;
    padding:10px;
}

<?php
include "../lib/inc.koneksidb.php";
```

```

// Membaca variabel dari Form

$txtKodeH = $_POST['txtKodeH'];

$txtGejala = $_POST['txtGejala'];

// Validasi form

if (trim($txtKodeH)== "") {

echo '<div class="container"><div class="isi
alert alert-danger role=alert">

<b>Kode belum terbentuk, ulangi kembali</b>
</div></div>';

include "GejalaEditFm.php";
}

elseif (trim($txtGejala)== "") {

echo '<div class="container"><div class="isi
alert alert-danger role=alert">

<b>Gejala masih kosong, ulangi kembali</b>
</div></div>';

include "GejalaEditFm.php";
}

else {

// Skrip menyimpan data ke dalam tabel
database

$sql = " UPDATE gejala SET
nm_gejala='$txtGejala' WHERE

```

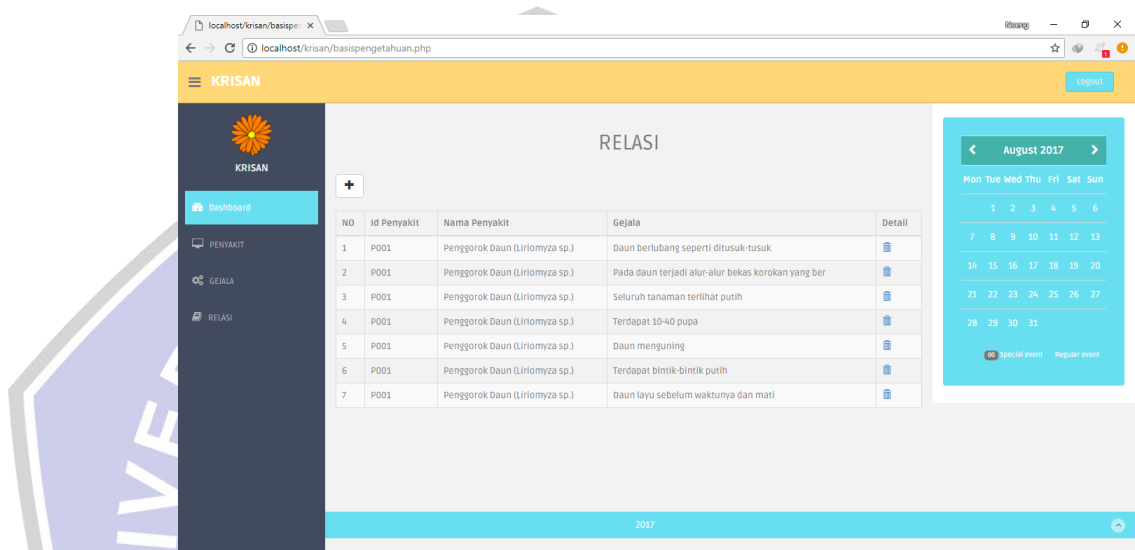


```

        container">< isi alert alert-success
role=alert">
?>

```

13. Halaman Relasi



Gambar 4.13 Halaman Relasi

Source code:

```

<h2 class="text-center">BASIS PENGETAHUAN</h2>
<br><form id="form1" name="form1"
method="post">
        <label
for="sel1">Penyakit</label>
        <select class="form-control"
        <option>Penyakit</option>
</php
".$hasil['namapenyakit']."</option>";

```

```

    }

    ?>

</select>

<br><label for="sel2">GEJALA</label<?php
include "../lib/inc.koneksidb.php";

// Membaca variabel dari Form
$txtKodeH = $_POST['TxtKodeH'];
$txtGejala = $_POST['TxtGejala'];
// Validasi form
if (trim($txtKodeH)== "") {
    echo '<div class="container"><div class="isi
alert alert-danger role="alert">
<b>Kode belum terbentuk, ulangi kembali</b>
</div></div>';
    include "GejalaEditFm.php";
}
elseif (trim($txtGejala)== "") {
    echo '<div class="container"><div class="isi
alert alert-danger role="alert">
<b>Gejala masih kosong, ulangi kembali</b>
</div></div>';
    include "GejalaEditFm.php";
}
else {

```

```

// Skrip menyimpan data ke dalam tabel
database

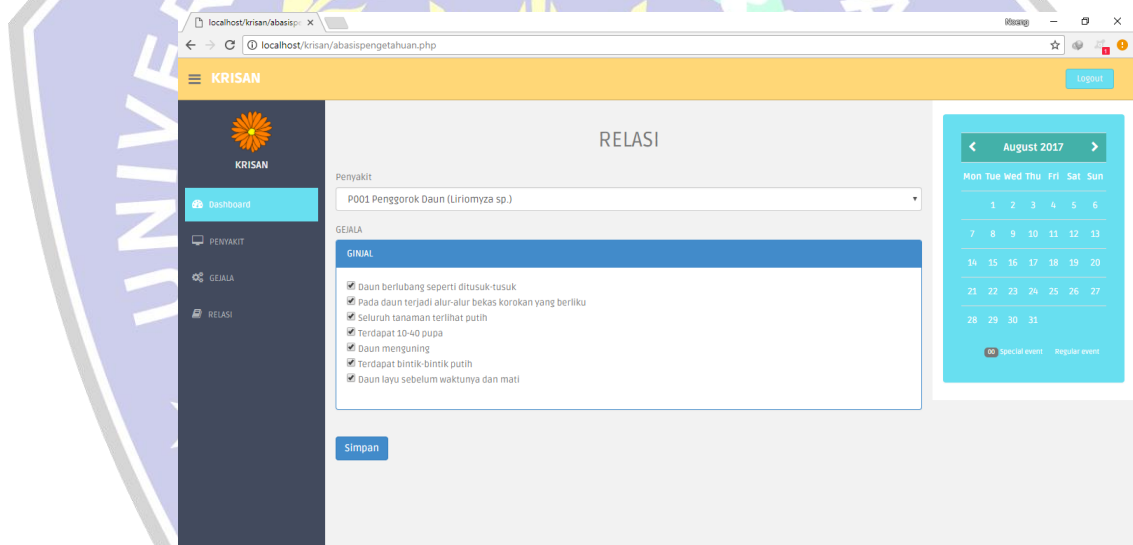
$sql = " UPDATE gejala SET
nm_gejala='$TxtGejala' WHERE
container">< isi alert alert-success
role=alert">

?>

</div>";

```

14. Halaman Tambah Relasi



Gambar 4.14 Halaman Tambah Relasi

Source code:

```

<?php
include "../lib/inc.koneksidb.php";

// Membaca variabel dari Form
$txtKodeH = $_POST['TxtKodeH'];

```

```

$TxtGejala = $_POST['TxtGejala'];

// Validasi form

if (trim($TxtKodeH)== "") {

echo '<div class="container"><div class="isi
alert alert-danger role=alert">

<b>Kode belum terbentuk, ulangi kembali</b>

</div></div>';

include "GejalaEditFm.php";
}

elseif (trim($TxtGejala)== "") {

echo '<div class="container"><div class="isi
alert alert-danger role=alert">

<b>Gejala masih kosong, ulangi kembali</b>

</div></div>';

include "GejalaEditFm.php";

}

else {

// Skrip menyimpan data ke dalam tabel
database

$sql = " UPDATE gejala SET

nm_gejala='$TxtGejala' WHERE

container">< isi alert alert-success

role=alert">

?>

```

```

<td>".$data['idpenyakit']."</td>
        <td>".$data['namapenyakit']."</td>
        <td>".$data['gejala']."</td>
        <td><a
href=\"adeletebasispengetahuan.php?id=\".$data['nam
apenyakit'].\"\" onclick='return checkDelete() '><i
class='glyphicon glyphicon-trash'></i></a></td>
</tr>
";
};

```

