

LAMPIRAN



LAMPIRAN 1

DAFTAR POPULASI



**Daftar Populasi Perusahaan Manufaktur yang Terdaftar di BEI
Tahun 2016-2019**

No	Sektor	Sub Sektor	Kode Saham	Nama Emiten	
1	Industri Dasar dan Kimia	Semen	INTP	Indocement Tunggal Prakasa, Tbk	
2			SMBR	Semen Baturaja Persero, Tbk	
3			SMCB	Holcim Indonesia, Tbk	
4			WSBP	Waskita Beton Precast, Tbk	
5			WTON	Wijaya Karya Beton, Tbk	
6			SMGR	PT Semen Indonesia (Persero) Tbk	
7		Keramik, Porselen dan Kaca	AMFG	Asahimas Flat Glass, Tbk	
8			ARNA	Arwana Citra Mulia, Tbk	
9			IKAI	Inti Keramik Alam Asri Industri, Tbk	
10			KIAS	Keramika Indonesia Assosiasi, Tbk	
11			MLIA	Mulia Industrindo, Tbk	
12			TOTO	Surya Toto Indonesia, Tbk	
13			MARK	PT Mark Dynamics Indonesia, Tbk	
14			CAKK	Cahayaputra Asa Keramik Tbk	
15			ALKA	Alaska Industrindo, Tbk	
16			ALMI	Alumindo Light Metal Industry, Tbk	
17		Logam dan Sejenisnya	BAJA	Sarana Central Bajatama, Tbk	
18			BTON	Beton Jaya Manunggal, Tbk	
19			CTBN	Citra Turbindo, Tbk	
20			GDST	Gunawan Dianjaya Steel, Tbk	
21			INAI	Indal Aluminium Industry, Tbk	
22			JKSW	Jakarta Kyoei Steel Work LTD, Tbk	
23			GGRP	Gunung Raja Paksi Tbk	
24			KRAS	Krakatau Steel, Tbk	
25			LION	Lion Metal Works, Tbk	
26			LMSH	Lionmesh Prima, Tbk	
27			NIKL	Pelat Timah Nusantara, Tbk	
28			TBMS	Tembaga Mulia Semanan, Tbk	
29			ISSP	PT Steel Pipe Industry of Indonesia, Tbk	
30			PICO	Pelangi Indah Canindo, Tbk	
31			PURE	Trinitan Metals and Minerals Tbk	
32			Kimia	AGII	PT Aneka Gas Industri, Tbk
33				ADMG	Polychem Indonesia Tbk
34				BRPT	Barito Pasific, Tbk
35				DPNS	Duta Pertiwi Nusantara, Tbk
36		EKAD		Ekadharma International, Tbk	

No	Sektor	Sub Sektor	Kode Saham	Nama Emiten
37			INCI	IntanWijaya International, Tbk
38			SRSN	Indo Acitama, Tbk
39			TPIA	Chandra Asri Petrochemical, Tbk
40			UNIC	Unggul Indah Cahaya, Tbk
41			ETWA	EterindoWahanatama, Tbk
42			MDKI	PT Emdeki Utama, Tbk
43			MOLI	Madusari Murni Indah Tbk
44			TDPM	Tridomain Performance Material Tbk
45		Plastik dan Kemasan	AKPI	Argha Karya Prima Industry, Tbk
46			APLI	Asia Plast Industries, Tbk
47			BRNA	Berlina, Tbk
48			FPNI	Fatra Polindo Nusa Industri, Tbk
49			IGAR	Champion Pasific Indonesia, Tbk
50			IMPC	Impack Pratama Industri, Tbk
51			IPOL	Indopoly Swakarsa Industry, Tbk
52			ESIP	Sinergi Inti Plastindo Tbk
53			SMKL	Satyamitra Kemas Lestari Tbk
54			TALF	Tunas Alfin, Tbk
55			TRST	Trias Sentosa, Tbk
56			YPAS	Yana Prima Hasta Persada, Tbk
57			PBID	PT Panca Budi Idaman, Tbk
58			Pakan Ternak	CPIN
59		MAIN		Malindo Feedmill, Tbk
60		JPFA		Japfa Comfeed Indonesia, Tbk
61		SIPD		Siearad Produce, Tbk
62		CPRO	PT Central Proteina Prima, Tbk	
63		Kayu dan Pengolahannya	SULI	Sumalindo Lestari Jaya, Tbk
64			IFII	Indonesia Fibreboard Industry Tbk
65			TIRT	Tirta Mahakam Resources, Tbk
66			SINI	Singaraja Putra Tbk
67		Pulp dan Kertas	ALDO	Alkindo Naratama, Tbk
68			KDSI	Kedawung Setia Industrial Tbk
69			FASW	Fajar Surya Wisesa, Tbk
70			INKP	Indah Kiat Pulp & paper, Tbk
71			INRU	Toba Pulp Lestari, Tbk
72			KBRI	Kertas Basuki Rachmat Indonesia, Tbk
73			SPMA	Suparma, Tbk
74			TKIM	Pabrik Kertas Tjiwi Kimia, Tbk
75			SWAT	Sriwahana Adityakarta Tbk

No	Sektor	Sub Sektor	Kode Saham	Nama Emiten
76		Lainnya	INCF	PT Indo Komoditi Korpora, Tbk
77			KMTR	PT Kirana Megatara, Tbk
78			INOV	Inocycle Tekhnology Group Tbk
79	Aneka Industri	Mesin dan Alat Berat	AMIN	Ateliers Mecaniques D'Indonesie, Tbk
80			KRAH	Grand Kartech, Tbk
81			GMFI	PT Garuda Maintenance Facility Aero Asia, Tbk
82			ARKA	Arkha Jayanti persada Tbk
83		KPAL	Steadfast Marine Tbk	
84		ASII	Astra International, Tbk	
85		AUTO	Astra Auto Part, Tbk	
86		BOLT	Garuda Metalindo, Tbk	
87		BRAM	Branta Mulia, Tbk	
88		GDYR	Goodyear Indonesia, Tbk	
89		GJTL	Gajah Tunggal, Tbk	
90		IMAS	Indomobil Sukses Internat <u>ional</u> , Tbk	
91		INDS	Indospring, Tbk	
92		LPIN	Lippo Enterprises, Tbk	
93	PRAS	Prima alloy steel Universal, Tbk		
94	MASA	Multistrada Arah Sarana, Tbk		
95	SMSM	Selamat Sempurna, Tbk		
96	NIPS	Nippres, Tbk		
97	POLU	Golden Flower Tbk		
98	ARGO	Argo Pantes, Tbk		
99	ESTI	Ever Shine Text <u>ile</u> Industry, Tbk		
100	ERTX	Eratex Djaya, Tbk		
101	HDTX	Panasia Indo Resources, Tbk		
102	INDR	Indo Rama Synthetic, Tbk		
103	PBRX	Pan Brothers, Tbk		
104	POLY	Polysindo Eka Persada, Tbk		
105	RICY	Ricky Putra Globalindo, Tbk		
106	SRIL	Sri Rejeki Isman, Tbk		
107	SSTM	Sunson Textile Manufacturer, Tbk		
108	TFCO	Tifico Fiber Indonesia, Tbk		
109	STAR	Star Petrochem, Tbk		
110	UNIT	Nusantara Inti Corpora, Tbk		
111	BELL	PT Trisula Textile Industries, Tbk		
112	CNTX	Centex, Tbk		
113	MYTX	Apac Citra Centertex, Tbk		

No	Sektor	Sub Sektor	Kode Saham	Nama Emiten	
114	Industri Barang Konsumsi		TRIS	Trisula International, Tbk	
115			UCID	Uni-Charm Indonesia Tbk	
116			ZONE	Mega Perintis Tbk	
117		Alas Kaki	BATA	Sepatu Bata, Tbk	
118			BIMA	Primarindo Asia Infrastructure, Tbk	
119		Kabel	IKBI	Sumi Indo Kabel, Tbk	
120			JECC	Jembo Cable Company, Tbk	
121			KBLI	KMI Wire and Cable, Tbk	
122			KBLM	Kabelindo Murni, Tbk	
123			SCCO	Supreme Cable Manufacturing and Commerce, Tbk	
124			VOKS	Voksel Electric, Tbk	
125			CCSI	Communication Cable Systems Indonesia Tbk	
126			Elektronika	PTSN	Sat Nusa Persada, Tbk
127				JSKY	PT Sky Energy Indonesia, Tbk
128				SLIS	Gaya Abadi Sempurna Tbk
129		Industri Barang Konsumsi	Makanan dan Minuman	ADES	Ades Waters Indonesia, Tbk
130				AISA	Tiga Pilar Sejahtera Food, Tbk
131				ALTO	Tri Banyan Tirta, Tbk
132				CEKA	Wilmar Cahaya Indonesia, Tbk
133				ICBP	Indofood CBP SuksesMakmur, Tbk
134				DLTA	Delta Djakarta, Tbk
135				INDF	Indofood SuksesMakmur, Tbk
136				MLBI	Multi Bintang Indonesia, Tbk
137				ROTI	Nippon IndosariCorporindo, Tbk
138				PSDN	Prashida Aneka Niaga, Tbk
139				MYOR	Mayora Indah, Tbk
140				SKBM	SekarBumi, Tbk
141				SKLT	SekarLaut, Tbk
142	ULTJ			Ultrajaya Milk Industry and Trading Company, Tbk	
143	BTEK			PT Bumi Teknokultural Indonesia, Tbk	
144	CLEO			PT Sariguna Primatirta, Tbk	
145	CAMP			PT Campina Ice Cream Industry, Tbk	
146	HOKI			PT Buyung Poetra Sembada, Tbk	
147	PCAR			PT Prima Cakrawala Abadi	
148	STTP			Siantar Top, Tbk	
149	BUDI	Budi Starch & Sweetener Tbk			
150	FOOD	Sentra Food Indonesia Tbk			

No	Sektor	Sub Sektor	Kode Saham	Nama Emiten
151			GOOD	Garudafood Putra Putri Jaya Tbk
152			IIKP	Inti Agri Resources Tbk
153			KEJU	Mulia Boga Raya Tbk
154			MGNA	Magna Investama Mandiri Tbk
155			PANI	Pratama Abadi Nusa Industri Tbk
156			TBLA	Tunas Baru Lampung Tbk
157		Rokok	GGRM	Gudang Garam, Tbk
158			RMBA	Bentoel International Investama, Tbk
159			HMSP	Hanjaya Mandala Sampoerna, Tbk
160			WIIM	Wismilak Inti Makmur, Tbk
161			ITIC	Indonesian Tobacco Tbk
162		Farmasi	DVLA	Darya VariaLaboratoria, Tbk
163			INAF	Indofarma, Tbk
164			KAEF	Kimia Farma, Tbk
165			KLBF	Kalbe Farma, Tbk
166			PYFA	PyridamFarma, Tbk
167			MERK	Merck, Tbk
168			PEHA	Phapros Tbk
169			TSPC	Tempo Scan Pasific, Tbk
170			SCPI	Schering Plough Indonesia, Tbk
171			SIDO	IndustriJamudanFarmasiSidoMuncul, Tbk
172			Kosmetik dan Keperluan RT Peralatan RT	KINO
173		MRAT		MustikaRatu, Tbk
174		MBTO		Martina Berto, Tbk
175		TCID		Mandom Indonesia, Tbk
176		UNVR		Unilever Indonesia, Tbk
177		CINT		ChitoseInternasional, Tbk
178		KICI		KedaungIndag Can, Tbk
179		LMPI		LanggengMakmur Industry, Tbk
180		WOOD		PT Integra Indocabinet, Tbk
181		KPAS		Cottonindo Ariesta Tbk
182		Lainnya	HRTA	PT Hartadinata Pribadi, Tbk



LAMPIRAN 2
PROSES PENGAMBILAN
SAMPEL DAN DAFTAR SAMPEL
PENELITIAN

Daftar Rincian Jumlah Sampel Menurut IPO

No.	Kode	IPO	Sampel			
			≥ 10 Tahun	≥ 15 Tahun	≥ 20 Tahun	≥ 25 Tahun
1	ADES	13/06/1994	√	√	√	√
2	BUDI	08/05/1995	√	√	√	√
3	CEKA	09/07/1996	√	√	√	
4	DLTA	12/02/1984	√	√	√	√
5	ICBP	07/10/2010	√			
6	IIKP	20/10/2012				
7	INDF	14/07/1994	√	√	√	√
8	MGNA	07/07/2014				
9	ROTI	28/06/2010	√			
10	TBLA	14/02/2011				
11	WIIM	18/12/2012				
12	DVLA	11/11/1994	√	√	√	√
13	KAEF	04/07/2001	√	√		
14	SIDO	18/12/2013				
15	TSPC	17/06/1994	√	√	√	√
16	KINO	11/12/2015				
17	TCID	30/09/1993	√	√	√	√
18	CINT	27/06/2014				
19	INTP	05/12/1989	√	√	√	√
20	SMGR	08/07/1991	√	√	√	√
21	WTON	08/04/2014				
22	ARNA	17/07/2001	√	√		
23	MLIA	17/01/1994	√	√	√	√
24	TOTO	30/10/1990	√	√	√	√
25	AKPI	18/12/1992	√	√	√	√
26	IGAR	05/11/1990	√	√	√	√
27	IMPC	17/12/2014				
28	IPOL	09/07/2010	√			
29	INKP	16/07/1990	√	√	√	√
30	KDSI	29/07/1996	√	√	√	

31	SPMA	16/11/1994	√	√	√	√
32	BRPT	01/10/1993	√	√	√	√
33	EKAD	14/08/1990	√	√	√	√
34	INCI	24/07/1990	√	√	√	√
35	SRSN	11/01/1993	√	√	√	√
36	INAI	05/12/1994	√	√	√	√
37	ISSP	22/02/2013				
38	TBMS	30/09/1993	√	√	√	√
39	CPIN	18/03/1991	√	√	√	√
40	JPFA	23/10/1989	√	√	√	√
41	MAIN	10/02/2006	√			
42	ASII	04/04/1990	√	√	√	√
43	AUTO	15/06/1998	√	√	√	
44	BOLT	07/07/2015				
45	INDS	10/08/1990	√	√	√	√
46	SMSM	09/09/1996	√	√	√	
47	INDR	03/08/1990	√	√	√	√
48	RICY	22/01/1998	√	√	√	
49	SRIL	17/06/2013				
50	STAR	13/07/2011				
51	TRIS	28/06/2012				
52	UNIT	18/04/2002	√	√		
53	JECC	18/11/1992	√	√	√	√
54	KBLI	06/07/1992	√	√	√	√
55	KBLM	01/06/1992	√	√	√	√
56	SCCO	20/07/1982	√	√	√	√
57	VOKS	20/12/1990	√	√	√	√
58	BIMA	30/08/1994	√	√	√	√
59	BATA	24/03/1982	√	√	√	√
Jumlah Sampel			45	41	38	33

Sumber : Data diolah (2021)

Proses Pengambilan Sampel

No	Populasi	Kriteria				Sampel
		1	2	3	4	
1	ADES					√
2	AISA			√		
3	ALTO		√			
4	BTEK		√			
5	BUDI					√
6	CAMP	√				
7	CEKA				√	
8	CLEO	√				
9	DLTA					√
10	FOOD	√				
11	GOOD	√				
12	HOKI	√				
13	ICBP				√	
14	IIKP				√	
15	INDF					√
16	KEJU	√				
17	MGNA				√	
18	MLBI	√				
19	MYOR			√		
20	PANI	√				
21	PCAR	√				
22	PSDN		√			
23	ROTI				√	
24	SKBM	√				
25	SKLT	√				
26	STTP	√				
27	TBLA				√	
28	ULTJ	√				
29	GGRM			√		

No	Populasi	Kriteria				Sampel
		1	2	3	4	
30	HMSP	√				
31	ITIC	√				
32	RMBA		√			
33	WIIM				√	
34	DVLA					√
35	INAF		√			
36	KAEF				√	
37	KLBF	√				
38	MERK	√				
39	PEHA	√				
40	PYFA	√				
41	SCPI	√				
42	SIDO				√	
43	TSPC					√
44	KINO				√	
45	KPAS	√				
46	MBTO		√			
47	MRAT		√			
48	TCID					√
49	UNVR			√		
50	CINT				√	
51	KICI		√			
52	LMPI		√			
53	WOOD	√				
54	HRTA	√				
55	INTP					√
56	SMBR	√				
57	SMCB		√			
58	SMGR					√
59	WSBP	√				
60	WTON				√	

No	Populasi	Kriteria				Sampel
		1	2	3	4	
61	IFII	√				
62	SINI	√				
63	SULI	√				
64	TIRT		√			
65	AMFG		√			
66	ARNA				√	
67	CAKK	√				
68	IKAI		√			
69	KIAS		√			
70	MARK	√				
71	MLIA					√
72	TOTO					√
73	AKPI					√
74	APLI		√			
75	BRNA	√				
76	ESIP	√				
77	FPNI	√				
78	IGAR					√
79	IMPC				√	
80	IPOL				√	
81	PBID	√				
82	SMKL	√				
83	TALF	√				
84	TRST		√			
85	YPAS		√			
86	ALDO	√				
87	FASW	√				
88	INKP					√
89	INRU		√			
90	KBRI	√				
91	KDSI				√	

No	Populasi	Kriteria				Sampel
		1	2	3	4	
92	SPMA					√
93	SWAT	√				
94	TKIM		√			
95	ADMG		√			
96	AGII	√				
97	BRPT					√
98	DPNS	√				
99	EKAD					√
100	ETWA	√				
101	INCI					√
102	MDKI	√				
103	MOLI	√				
104	SRSN					√
105	TDPM	√				
106	TPIA	√				
107	UNIC			√		
108	ALKA		√			
109	ALMI		√			
110	BAJA		√			
111	BTON		√			
112	CTBN		√			
113	GDST		√			
114	GGRP	√				
115	INAI					√
116	ISSP				√	
117	JKSW		√			
118	KRAS	√				
119	LION		√			
120	LMSH		√			
121	NIKL		√			
122	PICO			√		

No	Populasi	Kriteria				Sampel
		1	2	3	4	
123	PURE	√				
124	TBMS					√
125	CPIN					√
126	CPRO	√				
127	JPFA					√
128	MAIN				√	
129	SIPD		√			
130	INCF	√				
131	INOV	√				
132	KMTR	√				
133	ASII					√
134	AUTO				√	
135	BOLT				√	
136	BRAM	√				
137	GDYR		√			
138	GJTL	√				
139	IMAS		√			
140	INDS					√
141	LPIN		√			
142	MASA		√			
143	NIPS	√				
144	PRAS		√			
145	SMSM				√	
146	ARGO		√			
147	BELL	√				
148	CNTX	√				
149	ERTX		√			
150	ESTI		√			
151	HDTX		√			
152	INDR					√
153	MYTX		√			

No	Populasi	Kriteria				Sampel
		1	2	3	4	
154	PBRX			√		
155	POLU	√				
156	POLY		√			
157	RICY				√	
158	SRIL				√	
159	SSTM		√			
160	STAR				√	
161	TFCO	√				
162	TRIS				√	
163	UCID	√				
164	UNIT				√	
165	ZONE	√				
166	ARKA	√				
167	GMMFI	√				
168	KPAL	√				
169	AMIN	√				
170	KRAH	√				
171	JSKY	√				
172	PTSN			√		
173	SLIS	√				
174	CCSI	√				
175	IKBI	√				
176	JECC					√
177	KBLI					√
178	KBLM					√
179	SCCO					√
180	VOKS					√
181	BIMA					√
182	BATA					√

Daftar Sampel Penelitian

No.	Nama Perusahaan	Kode Saham
1	Indocement Tunggal Prakasa, Tbk	INTP
2	PT. Semen Indonesia (Persero), Tbk	SMGR
3	Mulia Industrindo, Tbk	MLIA
4	Surya Toto Indonesia, Tbk	TOTO
5	Indal Aluminium Industry, Tbk	INAI
6	Tembaga Mulia Semanan, Tbk	TBMS
7	Budi Starch and Sweetener, Tbk	BUDI
8	Barito Pacific, Tbk	BRPT
9	Ekadharma International, Tbk	EKAD
10	IntanWijaya International, Tbk	INCI
11	Indo Acitama, Tbk	SRSN
12	Argha Karya Prima Industry, Tbk	AKPI
13	Champion Pasific Indonesia, Tbk	IGAR
14	Charoen Pokphand Indonesia, Tbk	CPIN
15	Japfa Comfeed Indonesia, Tbk	JPFA
16	Indah Kilat Pulp & Paper, Tbk	INKP
17	Suparma, Tbk	SPMA
18	Astra International, Tbk	ASII
19	Indospring, Tbk	INDS
20	Indo Rama Synthetic, Tbk	INDR
21	Sepatu Bata, Tbk	BATA
22	Primarindo Asia Infrastructure, Tbk	BIMA
23	Jembo Cable Company, Tbk	JECC
24	KMI Wire and Cable, Tbk	KBLI
25	Kabelindo Murni, Tbk	KBLM
26	Supreme Cable Manufacturing and Commerce, Tbk	SCCO
27	Voksel Electric, Tbk	VOKS
28	Ades Waters Indonesia, Tbk	ADES
29	Delta Djakarta, Tbk	DLTA
30	Indofood Sukses Makmur, Tbk	INDF
31	Darya VariaLaboratoria, Tbk	DVLA
32	Tempo Scan Pasific, Tbk	TSPC
33	Mandom Indonesia, Tbk	TCID



LAMPIRAN 3
DAFTAR INDIKATOR GRI G4

Indikator CSR Berdasarkan Gri G4

Kategori Ekonomi		
Aspek Kinerja Ekonomi	EC1	Nilai ekonomi langsung yang dihasilkan dan didistribusikan
	EC2	Implikasi finansial dan risiko serta peluang lainnya kepada kegiatan organisasi karena perubahan iklim
	EC3	Cakupan kewajiban organisasi atas program imbalan pasti
	EC4	Bantuan financial yang diterima dari pemerintah
Aspek Keberadaan Pasar	EC5	Rasio upah standar pegawai pemula (entry level) menurut gender dibandingkan dengan upah minimum regional di lokasi-lokasi operasional yang signifikan
	EC6	Perbandingan manajemen senior yang dipekerjakan dari masyarakat local di lokasi operasi yang signifikan
Aspek Dampak Ekonomi Tidak Langsung	EC7	Pembangunan dan dampak dari investasi infrastruktur dan jasa yang diberikan
	EC8	Dampak ekonomi tidak langsung yang signifikan, termasuk besarnya dampak
Aspek Praktek Pengadaan	EC9	Perbandingan dari pembelian pemasok lokal di operasional yang signifikan
Kategori Lingkungan		
Aspek Bahan	EN1	Bahan yang digunakan berdasarkan berat atau volume
	EN2	Persentase bahan yang digunakan yang merupakan bahan input daur ulang
Aspek Energi	EN3	Konsumsi energi dalam organisasi
	EN4	Konsumsi energi diluar organisasi
	EN5	Intensitas Energi
	EN6	Pengurangan konsumsi energi
Aspek Air	EN7	Pengurangan kebutuhan energi pada produk atau jasa
	EN8	Total pengambilan air berdasarkan sumber
	EN9	Sumber air yang secara signifikan dipengaruhi oleh pengambilan air
	EN10	Persentase dan total volume air yang didaur ulang dan digunakan kembali
Aspek Keanekaragaman Hayati	EN11	Lokasi -lokasi operasional yang dimiliki, disewa, dikelola didalam, atau yang berdekatan dengan, kawasan lindung dan kawasan dengan nilai keanekaragaman hayati tinggi diluar kawasan lindung
	EN12	Uraian dampak signifikan kegiatan, produk, dan

		jasa terhadap keanekaragaman hayati di kawasan lindung dan kawasan dengan nilai keanekaragaman hayati tinggi diluar kawasan lindung
	EN13	Habitat yang dilindungi dan dipulihkan
	EN14	Jumlah total spesies dalam iucn red list dan spesies dalam daftar spesies yang dilindungi nasional dengan habitat di tempat yang dipengaruhi operasional, berdasarkan tingkat risiko kepunahan
Aspek Emisi	EN15	Emisi gas rumah kaca (GRK) langsung (Cakupan 1)
	EN16	Emisi gas rumah kaca (GRK) energi tidak langsung (Cakupan 2)
	EN17	Emisi gas rumah kaca (GRK) tidak langsung lainnya (Cakupan 3)
	EN18	Intensitas emisi gas rumah kaca (GRK)
	EN19	Pengurangan emisi gas rumah kaca (GRK)
	EN20	Emisi bahan perusak ozon (BPO)
	EN21	NOX, SOX, dan emisi udara signifikan lainnya
Aspek Efluen dan Limbah	EN22	Total air yang dibuang berdasarkan kualitas dan tujuan
	EN23	Bobot total limbah berdasarkan jenis dan metode pembuangan
	EN24	Jumlah dan volume total tumpahan signifikan
	EN25	Bobot limbah yang dianggap berbahaya menurut ketentuan konvensi Basel2 Lampiran I, II, III, dan VIII yang diangkut, diimpor, diekspor, atau diolah, dan persentase limbah yang diangkut untuk pengiriman internasional
	EN26	Identitas, ukuran, status lindung, dan nilai keanekaragaman hayati dari badan air dan habitat terkait yang secara signifikan terkena dampak dari pembuangan dan air limpasan dari organisasi
Aspek Produk dan Jasa	EN27	Tingkat mitigasi dampak terhadap dampak lingkungan produk dan jasa
	EN28	Persentase produk yang terjual dan kemasannya yang direklamasi menurut kategori
Aspek Kepatuhan	EN29	Nilai moneter denda signifikan dan jumlah total sanksi non-moneter atas ketidakpatuhan terhadap undang-undang dan peraturan lingkungan
Aspek Transportasi	EN30	Dampak lingkungan signifikan dari pengangkutan produk dan barang lain serta bahan untuk operasional organisasi, dan pengangkutan tenaga kerja
Aspek Lain-lain	EN31	Total pengeluaran dan investasi perlindungan lingkungan berdasarkan jenis
Aspek Asesmen	EN32	Persentase penapisan pemasok baru menggunakan

Pemasok Atas Lingkungan		kriteria lingkungan
	EN33	Dampak lingkungan negatif signifikan aktual dan potensial dalam rantai pasokan dan tindakan yang diambil
Aspek Mekanisme Pengaduan Masalah Lingkungan	EN34	Jumlah pengaduan tentang dampak lingkungan yang diajukan, ditangani, dan diselesaikan melalui mekanisme pengaduan resmi
Kategori Sosial		
Aspek Kepegawaian	LA1	Jumlah total dan tingkat perekrutan karyawan baru dan turnover karyawan menurut kelompok umur, gender, dan wilayah
	LA2	Tunjangan yang diberikan bagi karyawan purnawaktu yang tidak diberikan bagi karyawan sementara atau paruh waktu, berdasarkan lokasi operasi yang signifikan
	LA3	Tingkat kembali bekerja dan tingkat retensi setelah cuti melahirkan, menurut gender
Aspek Hubungan industrial	LA4	Jangka waktu minimum pemberitahuan mengenai perubahan operasional, termasuk apakah hal tersebut tercantum dalam perjanjian bersama
Aspek kesehatan dan Keselamatan Kerja	LA5	Persentase total tenaga kerja yang diwakili dalam komite bersama formal manajemen-pekerja yang membantu mengawasi dan memberikan saran program kesehatan dan keselamatan kerja
	LA6	Jenis dan tingkat cedera, penyakit akibat kerja, hari hilang, dan kemangkiran, serta jumlah total kematian akibat kerja, menurut daerah dan gender
	LA7	Pekerja yang sering terkena atau berisiko tinggi terkena penyakit yang terkait dengan pekerjaan mereka
	LA8	Topik kesehatan dan keselamatan yang tercakup dalam perjanjian formal dengan serikat pekerja
Aspek Pelatihan dan Pendidikan	LA9	Jam pelatihan rata-rata per tahun per karyawan menurut gender, dan menurut kategori karyawan
	LA10	Program untuk manajemen keterampilan dan pembelajaran seumur hidup yang mendukung keberkelanjutan kerja karyawan dan membantu mereka mengelola purna bakti
	LA11	Persentase karyawan yang menerima review kinerja dan pengembangan karier secara reguler, menurut gender dan kategori karyawan
Aspek Keberagaman Dan Kesetaraan	LA12	Komposisi badan tata kelola dan pembagian karyawan per kategori karyawan menurut gender, kelompok usia, keanggotaan kelompok minoritas,

Peluang		dan indikator keberagaman lainnya
Aspek Kesetaraan Remunerasi Perempuan dan Laki-laki	LA13	Rasio gaji pokok dan remunerasi bagi perempuan terhadap laki-laki menurut kategori karyawan, berdasarkan lokasi operasional yang signifikan
Aspek Asesmen Pemasok Terkait Praktik Ketenagakerjaan	LA14	Persentase penapisan pemasok baru menggunakan kriteria praktik ketenagakerjaan
	LA15	Dampak negatif aktual dan potensial yang signifikan terhadap praktik ketenagakerjaan dalam rantai pasokan dan tindakan yang diambil
	LA16	Jumlah pengaduan tentang praktik ketenagakerjaan yang diajukan, ditangani, dan diselesaikan melalui mekanisme pengaduan resmi
Kategori Hak Asasi Manusia		
Aspek Investasi	HR1	Jumlah total dan persentase perjanjian dan kontrak investasi yang signifikan yang menyertakan klausul terkait hak asasi manusia atau penapisan berdasarkan hak asasi manusia
	HR2	Jumlah waktu pelatihan karyawan tentang kebijakan atau prosedur hak asasi manusia terkait dengan aspek hak asasi manusia yang relevan dengan operasi, termasuk persentase karyawan yang dilatih
Aspek Non-diskriminasi	HR3	Jumlah total insiden diskriminasi dan tindakan korektif yang diambil
Aspek Kebebasan Berserikat Dan Perjanjian Kerja Bersama	HR4	Operasi pemasok teridentifikasi yang mungkin melanggar atau berisiko tinggi melanggar hak untuk melaksanakan kebebasan berserikat dan perjanjian kerja bersama, dan tindakan yang diambil untuk mendukung hak-hak tersebut
Aspek Pekerja Anak	HR5	Operasi dan pemasok yang diidentifikasi berisiko tinggi melakukan eksploitasi pekerja anak dan tindakan yang diambil untuk berkontribusi dalam penghapusan pekerja anak yang efektif
Aspek Pekerja Paksa Atau Wajib Kerja	HR6	Operasi dan pemasok yang diidentifikasi berisiko tinggi melakukan pekerja paksa atau wajib kerja dan tindakan untuk berkontribusi dalam penghapusan segala bentuk pekerja paksa atau wajib kerja
Aspek Praktik Pengamanan	HR7	Persentase petugas pengamanan yang dilatih dalam kebijakan atau prosedur hak asasi manusia di organisasi yang relevan dengan operasi
Aspek Hak Adat	HR8	Jumlah total insiden pelanggaran yang melibatkan hak-hak masyarakat adat dan tindakan yang diambil
Aspek Asesmen	HR9	Jumlah total dan persentase operasi yang telah

		melakukan reviu atau asesmen dampak hak asasi manusia
Aspek Asesmen Pemasok Atas Hak Asasi Manusia	HR10	Persentase penapisan pemasok baru menggunakan kriteria hak asasi manusia
	HR11	Dampak negatif aktual dan potensial yang signifikan terhadap hak asasi manusia dalam rantai pasokan dan tindakan yang diambil
Aspek Mekanisme Pengaduan Masalah Hak Asasi Manusia	HR12	Jumlah pengaduan tentang dampak terhadap hak asasi manusia yang diajukan, ditangani, dan diselesaikan melalui mekanisme pengaduan formal
Kategori Masyarakat		
Aspek Masyarakat Lokal	SO1	Persentase operasi dengan pelibatan masyarakat lokal, asesmen dampak, dan program pengembangan yang diterapkan
	SO2	Operasi dengan dampak negatif aktual dan potensial yang signifikan terhadap masyarakat lokal
Aspek Anti-Korupsi	SO3	Jumlah total dan persentase operasi yang dinilai terhadap risiko terkait dengan korupsi dan risiko signifikan yang teridentifikasi
	SO4	Komunikasi dan pelatihan mengenai kebijakan dan prosedur anti-korupsi
	SO5	Insiden korupsi yang terbukti dan tindakan yang diambil
Aspek Kebijakan Publik	SO6	Nilai total kontribusi politik berdasarkan negara dan penerima/penerima manfaat
Aspek Anti Persaingan	SO7	Jumlah total tindakan hukum terkait Anti Persaingan, anti-trust, serta praktik monopoli dan hasilnya
Aspek Kepatuhan	SO8	Nilai moneter denda yang signifikan dan jumlah total sanksi non-moneter atas ketidakpatuhan terhadap undang-undang dan peraturan
Aspek Asesmen Pemasok Atas Dampak Terhadap Masyarakat	SO9	Persentase penapisan pemasok baru menggunakan kriteria untuk dampak terhadap masyarakat
	SO10	Dampak negatif aktual dan potensial yang signifikan terhadap masyarakat dalam rantai pasokan dan tindakan yang diambil
Aspek Mekanisme Pengaduan Dampak Terhadap Masyarakat	SO11	Jumlah pengaduan tentang dampak terhadap masyarakat yang diajukan, ditangani, dan diselesaikan melalui mekanisme pengaduan resmi
Kategori Tanggungjawab Atas Produk		

Aspek kesehatan keselamatan pelanggan	PR1	Persentase kategori produk dan jasa yang signifikan dampaknya terhadap kesehatan dan keselamatan yang dinilai untuk peningkatan
	PR2	Total jumlah insiden ketidakpatuhan terhadap peraturan dan koda sukarela terkait dampak kesehatan dan keselamatan dari produk dan jasa sepanjang daur hidup, menurut jenis hasil
Aspek Pelabelan Produk dan Jasa	PR3	Jenis informasi produk dan jasa yang diharuskan oleh prosedur organisasi terkait dengan informasi dan pelabelan produk dan jasa, serta persentase kategori produk dan jasa yang signifikan harus mengikuti persyaratan informasi sejenis
	PR4	Jumlah total Insiden ketidakpatuhan terhadap peraturan dan koda sukarela terkait dengan informasi dan pelabelan produk dan jasa, menurut jenis hasil
	PR5	Hasil survei untuk mengukur kepuasan pelanggan
Aspek Komunikasi Pemasaran	PR6	Penjualan produk yang dilarang atau disengketakan
	PR7	Jumlah total Insiden ketidakpatuhan terhadap peraturan dan koda sukarela tentang komunikasi pemasaran, termasuk iklan, promosi, dan sponsor, menurut jenis hasil
Aspek Privasi Pelanggan	PR8	Jumlah total keluhan yang terbukti terkait dengan pelanggaran privasi pelanggan dan hilangnya data pelanggan
Aspek Kepatuhan	PR9	Nilai moneter denda yang signifikan atas ketidakpatuhan terhadap undang-undang dan peraturan terkait penyediaan dan penggunaan produk dan jasa



LAMPIRAN 4
DAFTAR PERHITUNGAN CSR

No	Kode	Tahun	Kinerja Ekonomi								
			1	2	3	4	5	6	7	8	9
1	INTP	2016	1	0	0	1	0	1	1	1	1
		2017	1	0	0	0	0	1	1	0	0
		2018	1	0	0	0	0	1	0	0	0
		2019	1	0	0	0	1	1	1	1	1
2	SMGR	2016	1	1	0	1	0	1	1	1	1
		2017	1	0	0	1	0	1	1	1	1
		2018	1	1	0	1	1	1	1	1	1
		2019	1	1	0	1	0	1	0	0	0
3	MLIA	2016	1	1	0	0	0	1	1	1	1
		2017	1	1	0	0	0	1	1	1	1
		2018	1	1	0	0	0	1	1	1	1
		2019	1	1	0	1	1	1	1	1	1
4	TOTO	2016	1	0	0	1	0	1	0	0	1
		2017	1	0	0	0	0	1	0	0	1
		2018	1	0	0	1	0	1	1	1	1
		2019	1	0	0	1	0	1	1	1	1
5	INAI	2016	1	0	0	0	0	1	0	0	0
		2017	1	0	0	1	0	1	0	0	0
		2018	1	0	0	1	0	1	0	0	0
		2019	1	0	0	1	0	1	0	0	0
6	TBMS	2016	1	1	0	0	0	1	1	1	1
		2017	1	1	0	0	0	1	1	1	1
		2018	1	1	0	0	0	1	1	1	1
		2019	1	1	0	1	0	1	1	1	1
7	BUDI	2016	1	0	0	0	0	1	1	1	1
		2017	1	0	0	0	1	1	1	1	1
		2018	1	0	0	0	1	1	1	1	1
		2019	1	0	0	0	1	1	1	1	1
8	BRPT	2016	1	1	0	0	0	1	1	1	1
		2017	1	1	0	0	0	1	1	1	1
		2018	1	1	0	1	0	1	1	1	1
		2019	1	1	0	1	0	1	1	1	1
9	EKAD	2016	1	1	1	0	0	1	1	1	1
		2017	1	1	1	0	0	1	1	1	1
		2018	1	1	1	0	0	1	1	1	1
		2019	1	1	1	0	0	1	1	1	1
10	INCI	2016	1	0	0	1	0	1	1	1	1

No	Kode	Tahun	Kinerja Ekonomi								
			1	2	3	4	5	6	7	8	9
		2017	1	0	0	1	0	1	1	1	1
		2018	1	0	0	1	0	1	0	0	0
		2019	1	0	0	1	0	1	1	1	1
11	SRSN	2016	1	0	0	1	0	1	1	1	1
		2017	1	1	1	1	1	1	1	0	1
		2018	1	1	1	1	1	1	1	0	1
		2019	1	1	1	1	1	1	1	0	1
12	AKPI	2016	1	1	0	0	1	1	1	1	1
		2017	1	1	0	0	1	1	1	1	1
		2018	1	1	0	0	1	1	1	1	1
		2019	1	1	0	0	1	1	1	1	1
13	IGAR	2016	1	0	0	0	0	1	1	1	1
		2017	1	0	0	0	0	1	1	1	1
		2018	1	0	0	0	0	1	1	1	1
		2019	1	0	0	0	0	1	1	1	1
14	CPIN	2016	1	0	0	1	0	1	0	0	0
		2017	1	0	0	1	0	1	0	0	0
		2018	1	0	0	1	0	1	0	0	0
		2019	1	0	0	1	0	1	0	0	0
15	JPFA	2016	1	1	0	1	0	1	1	1	1
		2017	1	1	0	1	0	1	1	1	1
		2018	1	1	0	1	0	1	1	1	1
		2019	1	1	0	1	0	1	1	1	1
16	INKP	2016	1	1	0	1	0	1	1	1	1
		2017	1	1	0	1	0	1	1	1	1
		2018	1	1	0	1	0	1	1	1	1
		2019	1	1	0	1	0	1	1	1	1
17	SPMA	2016	1	0	0	0	0	1	1	1	1
		2017	1	0	0	0	0	1	1	1	1
		2018	1	0	0	0	0	1	1	1	1
		2019	1	0	0	0	0	1	1	1	1
18	ASII	2016	1	1	0	1	0	1	1	1	1
		2017	1	1	0	1	0	1	1	1	1
		2018	1	1	0	1	0	1	1	1	1
		2019	1	1	0	1	0	1	1	1	1
19	INDS	2016	1	0	0	0	0	1	0	0	0
		2017	1	0	0	0	0	1	0	0	0

No	Kode	Tahun	Kinerja Ekonomi								
			1	2	3	4	5	6	7	8	9
		2018	1	0	0	0	0	1	0	0	0
		2019	1	0	0	0	0	1	0	0	0
20	INDR	2016	1	1	0	0	0	1	1	1	1
		2017	1	1	0	0	0	1	1	1	1
		2018	1	1	0	0	0	1	1	1	1
		2019	1	1	0	0	0	1	1	1	1
21	BATA	2016	1	1	0	0	0	1	1	1	1
		2017	1	1	0	0	0	1	1	1	1
		2018	1	1	0	0	0	1	1	1	1
		2019	1	1	0	0	0	1	1	1	1
22	BIMA	2016	1	1	0	0	0	1	1	1	1
		2017	1	1	0	0	0	1	1	1	1
		2018	1	1	0	0	0	1	1	1	1
		2019	1	1	0	0	0	1	1	1	1
23	JECC	2016	1	0	0	1	1	1	1	1	1
		2017	1	0	0	1	1	1	1	1	1
		2018	1	0	0	1	1	1	1	1	1
		2019	1	0	0	1	1	1	1	1	1
24	KBLI	2016	1	0	0	1	0	1	1	1	1
		2017	1	0	0	1	0	1	1	1	1
		2018	1	0	0	1	0	1	1	1	1
		2019	1	0	0	1	0	1	1	1	1
25	KBLM	2016	1	0	0	0	0	1	0	0	0
		2017	1	0	0	1	0	1	0	0	0
		2018	1	0	0	1	0	1	0	0	0
		2019	1	0	0	1	0	0	0	0	0
26	SCCO	2016	1	1	0	1	0	1	1	1	1
		2017	1	1	0	1	0	1	1	1	1
		2018	1	1	0	1	0	1	1	1	1
		2019	1	1	0	1	0	1	1	1	1
27	VOKS	2016	1	1	0	0	0	1	1	1	1
		2017	1	1	0	1	0	1	1	1	1
		2018	1	1	0	1	0	1	1	1	1
		2019	1	1	0	1	0	1	1	1	1
28	ADES	2016	1	0	0	0	0	1	1	1	1
		2017	1	0	0	0	0	1	1	1	1
		2018	1	0	0	0	0	1	1	1	1

No	Kode	Tahun	Kinerja Ekonomi								
			1	2	3	4	5	6	7	8	9
		2019	1	0	0	1	0	1	1	1	1
29	DLTA	2016	1	1	0	1	0	1	1	1	1
		2017	1	1	0	1	0	1	1	1	1
		2018	1	1	0	1	0	1	1	1	1
		2019	1	1	0	1	0	1	1	1	1
30	INDF	2016	1	1	0	0	0	1	1	1	1
		2017	1	1	0	0	0	1	1	1	1
		2018	1	1	0	1	0	1	1	1	1
		2019	1	1	0	1	0	1	1	1	1
31	DVLA	2016	1	1	0	1	0	1	1	1	1
		2017	1	1	0	1	0	1	1	1	1
		2018	1	1	0	1	0	1	1	1	1
		2019	1	1	0	1	0	1	1	1	1
32	TSPC	2016	1	1	0	0	0	1	1	1	1
		2017	1	1	0	0	0	1	1	1	1
		2018	1	1	0	0	0	1	1	1	1
		2019	1	1	0	0	0	1	1	1	1
33	TCID	2016	1	1	1	1	0	1	0	0	0
		2017	1	1	1	1	0	1	1	1	1
		2018	1	1	1	1	0	1	1	1	1
		2019	1	1	1	1	1	1	1	1	1

No	Kode	Tahun	Kinerja Lingkungan																
			1	2	3	4	5	6	7	8	9	10	11	12	13	14	15	16	17
1	INTP	2016	1	1	1	0	0	0	0	0	0	1	1	1	0	0	1	0	0
		2017	0	0	1	1	1	1	1	0	0	0	1	1	1	1	1	0	0
		2018	1	0	1	1	1	1	0	0	0	0	1	1	1	1	1	0	0
		2019	1	1	1	0	0	0	0	1	1	1	1	1	0	0	1	1	0
2	SMGR	2016	0	0	0	0	0	1	1	1	0	0	1	1	0	0	1	0	0
		2017	1	1	1	0	0	1	1	0	0	0	1	1	0	0	1	1	0
		2018	1	0	0	1	0	1	1	1	0	0	1	1	0	0	1	0	0
		2019	1	1	0	0	0	0	0	0	0	0	1	1	0	0	1	0	0
3	MLIA	2016	0	0	0	0	0	1	1	0	0	0	1	1	0	0	1	1	0
		2017	0	0	1	0	0	1	1	0	0	0	1	1	0	0	1	1	1
		2018	0	0	1	0	0	1	1	0	0	0	1	1	0	0	0	1	0
		2019	1	1	1	0	0	1	1	0	0	0	1	1	0	0	0	1	0

No	Kode	Tahun	Kinerja Lingkungan																
			1	2	3	4	5	6	7	8	9	10	11	12	13	14	15	16	17
4	TOTO	2016	0	0	0	0	0	1	1	0	0	1	1	1	0	0	0	0	0
		2017	0	0	0	0	0	1	0	0	0	1	1	0	0	0	0	0	0
		2018	0	0	0	0	0	1	1	0	0	1	1	1	0	0	0	0	0
		2019	0	0	0	0	0	1	1	0	0	1	1	1	0	0	0	0	0
5	INAI	2016	1	1	0	0	0	1	1	0	0	1	1	0	0	0	0	0	0
		2017	1	1	0	0	0	0	0	0	0	1	1	0	0	0	0	0	0
		2018	1	0	0	0	0	0	0	0	0	1	1	0	0	0	0	1	0
		2019	1	0	1	0	0	1	1	0	0	1	1	0	0	0	0	1	0
6	TBMS	2016	1	1	0	0	0	0	0	0	1	1	1	1	0	0	0	0	0
		2017	1	1	0	0	0	0	0	0	1	1	1	1	0	0	1	1	0
		2018	1	1	0	0	0	0	0	0	1	1	1	1	0	0	1	1	0
		2019	1	1	0	0	0	0	0	0	1	1	1	1	0	0	1	1	0
7	BUDI	2016	0	0	1	0	0	1	1	0	0	0	1	1	0	0	0	1	0
		2017	0	0	1	0	0	1	1	0	0	0	1	1	0	0	0	1	0
		2018	0	0	1	0	0	1	1	0	0	0	1	1	0	0	0	1	0
		2019	0	0	1	0	0	1	1	0	0	0	1	1	0	0	0	1	0
8	BRPT	2016	1	0	0	0	0	0	0	0	0	1	1	0	0	0	0	0	0
		2017	1	0	0	0	0	0	0	0	0	1	1	1	0	0	1	0	0
		2018	1	0	0	0	0	1	0	1	0	0	1	1	1	0	0	1	0
		2019	1	0	0	0	0	1	0	1	0	0	1	1	1	0	0	1	0
9	EKAD	2016	1	1	0	0	0	1	1	0	0	0	1	1	0	0	0	0	0
		2017	1	1	0	0	0	1	1	0	0	0	1	1	0	0	0	0	0
		2018	1	1	0	0	0	1	1	0	0	0	1	1	0	0	0	0	0
		2019	1	1	0	0	0	1	1	0	0	0	1	1	0	0	0	0	0
10	INCI	2016	1	1	0	0	0	0	0	0	0	1	1	1	0	0	1	0	0
		2017	1	1	0	0	0	0	0	0	0	1	1	1	0	0	1	0	0
		2018	1	1	0	0	0	0	0	0	1	1	1	1	0	0	1	0	1
		2019	1	1	1	0	0	1	1	0	0	1	1	1	0	0	0	0	0
11	SRSN	2016	1	0	0	0	0	0	0	0	0	0	1	1	0	0	0	0	0
		2017	0	0	0	0	0	0	0	0	0	0	0	0	0	0	0	0	0
		2018	0	0	0	0	0	0	0	0	0	0	0	0	0	0	0	0	0
		2019	0	0	0	0	0	0	0	0	0	0	0	0	0	0	0	0	0
12	AKPI	2016	1	1	0	0	0	0	0	0	1	1	1	1	0	0	0	0	0
		2017	1	1	0	0	0	0	0	0	1	1	1	1	0	0	0	0	0
		2018	1	1	0	0	0	0	0	0	1	1	1	1	0	0	0	0	0
		2019	1	1	0	0	0	0	0	0	1	1	1	1	0	0	0	0	0
13	IGAR	2016	1	1	0	0	0	0	0	0	0	1	1	1	0	0	1	1	0

No	Kode	Tahun	Kinerja Lingkungan																
			1	2	3	4	5	6	7	8	9	10	11	12	13	14	15	16	17
		2017	0	0	0	0	0	0	0	0	0	0	1	1	0	0	1	0	0
		2018	1	1	0	0	0	0	0	0	0	0	1	1	0	0	0	0	0
		2019	1	1	0	0	0	0	0	0	0	0	1	1	0	0	0	0	0
14	CPIN	2016	1	1	0	0	0	0	0	0	0	1	1	0	0	0	0	0	
		2017	1	1	0	0	0	0	0	0	0	1	1	0	0	0	0	0	
		2018	1	1	0	0	0	0	0	0	0	1	1	0	0	0	0	0	
		2019	1	1	0	0	0	0	0	0	0	1	1	0	0	0	0	0	
15	JPFA	2016	1	1	0	0	0	0	0	0	1	1	1	0	0	0	0	0	
		2017	1	1	1	0	0	1	1	1	1	1	1	0	0	0	1	0	
		2018	1	1	0	0	0	0	0	1	0	0	1	1	0	0	1	1	0
		2019	1	1	0	0	0	1	1	1	1	1	1	1	0	0	1	1	0
16	INKP	2016	1	1	0	0	0	0	0	0	1	1	1	1	0	0	0	0	
		2017	1	1	0	0	0	0	0	0	1	1	1	1	0	1	0	0	
		2018	1	1	0	0	0	0	0	0	1	1	1	1	0	1	0	0	
		2019	1	1	0	0	0	0	0	0	1	1	1	1	0	1	0	0	
17	SPMA	2016	0	0	0	0	0	0	0	0	0	1	1	0	0	0	1	0	
		2017	1	0	0	0	0	0	0	0	0	1	1	1	0	0	0	0	
		2018	1	0	0	0	0	0	0	0	0	1	1	1	0	0	0	0	
		2019	1	0	0	0	0	0	0	0	0	1	1	1	0	0	0	0	
18	ASII	2016	0	0	1	0	0	1	1	0	0	1	1	0	0	0	0	0	
		2017	0	0	1	0	0	1	1	0	0	1	1	0	0	0	0	0	
		2018	0	0	1	0	0	1	1	0	0	1	1	0	0	0	0	0	
		2019	0	0	1	0	0	1	1	0	0	1	1	0	0	0	0	0	
19	INDS	2016	1	1	0	0	0	0	0	0	0	1	1	0	0	0	1	0	
		2017	1	1	0	0	0	0	0	0	0	1	1	0	0	0	1	0	
		2018	1	1	0	0	0	0	0	0	0	1	1	0	0	0	1	0	
		2019	1	1	0	0	0	0	0	0	0	1	1	0	0	0	1	0	
20	INDR	2016	1	1	0	0	0	0	0	0	1	1	1	0	0	0	0	0	
		2017	1	1	0	0	0	0	0	0	1	1	1	0	0	0	0	0	
		2018	1	1	0	0	0	0	0	0	1	1	1	0	0	0	0	0	
		2019	1	1	0	0	0	0	0	0	1	1	1	0	0	0	0	0	
21	BATA	2016	0	0	0	0	0	0	0	0	0	1	1	0	0	0	0	0	
		2017	0	0	0	0	0	0	0	0	0	1	1	0	0	0	0	0	
		2018	0	0	0	0	0	0	0	0	0	1	1	0	0	0	0	0	
		2019	0	0	0	0	0	0	0	0	0	1	1	0	0	0	0	0	
22	BIMA	2016	1	1	1	0	0	1	1	0	0	1	1	0	0	0	0	0	
		2017	1	1	1	0	0	1	1	0	0	1	1	0	0	0	0	0	

No	Kode	Tahun	Kinerja Lingkungan																
			1	2	3	4	5	6	7	8	9	10	11	12	13	14	15	16	17
		2018	1	1	1	0	0	1	1	0	0	0	1	1	0	0	0	0	
		2019	1	1	1	0	0	1	1	0	0	0	1	1	0	0	0	0	
23	JECC	2016	0	0	1	0	0	1	1	0	0	0	1	1	0	0	0	0	
		2017	0	0	1	0	0	1	1	0	0	0	1	1	0	0	0	0	
		2018	0	0	1	0	0	1	1	0	0	0	1	1	0	0	0	0	
		2019	0	0	1	0	0	1	1	0	0	0	1	1	0	0	0	0	
24	KBLI	2016	0	0	0	0	0	0	0	0	0	1	1	0	0	1	1	0	
		2017	0	0	0	0	0	0	0	0	0	1	1	0	0	1	1	0	
		2018	0	0	0	0	0	0	0	0	0	1	1	0	0	1	1	0	
		2019	0	0	0	0	0	0	0	0	0	1	1	0	0	1	1	0	
25	KBLM	2016	1	1	1	0	0	0	0	0	0	1	1	0	0	0	1	0	
		2017	0	1	0	0	0	0	0	0	1	1	1	0	0	1	1	0	
		2018	0	0	1	0	0	0	0	0	1	1	1	0	0	0	1	0	
		2019	0	1	0	0	0	0	1	1	0	1	0	1	0	0	1	0	
26	SCCO	2016	0	0	1	0	0	0	0	0	0	1	1	0	0	0	1	0	
		2017	0	0	1	0	0	0	0	0	0	1	1	0	0	0	1	0	
		2018	0	0	1	0	0	0	0	0	0	1	1	0	0	0	1	0	
		2019	0	0	1	0	0	0	0	0	0	1	1	0	0	0	1	0	
27	VOKS	2016	1	0	0	0	0	1	1	0	0	1	1	0	0	0	0	0	
		2017	1	0	0	0	0	1	1	0	0	1	1	0	0	0	0	0	
		2018	1	0	0	0	0	1	1	0	0	1	1	0	0	0	0	0	
		2019	1	0	0	0	0	1	1	0	0	1	1	0	0	0	0	0	
28	ADES	2016	1	1	0	0	0	1	1	0	0	1	1	1	0	0	0	1	
		2017	1	1	0	0	0	1	1	0	0	1	1	1	0	0	0	1	
		2018	1	1	0	0	0	1	1	0	0	1	1	1	0	0	0	1	
		2019	1	1	1	0	1	1	1	0	0	1	1	1	0	0	0	1	
29	DLTA	2016	1	1	0	0	0	0	0	0	0	1	1	0	0	1	0	0	
		2017	1	1	0	0	0	0	0	0	0	1	1	0	0	1	0	0	
		2018	1	1	0	0	0	0	0	0	0	1	1	0	0	1	0	0	
		2019	1	1	0	0	0	1	1	0	0	0	1	1	0	0	1	0	
30	INDF	2016	1	1	1	0	0	1	1	1	1	1	1	1	0	0	1	1	
		2017	1	1	1	0	0	1	1	1	1	1	1	1	0	0	1	1	
		2018	1	1	1	0	0	1	1	1	1	1	1	1	0	0	1	1	
		2019	1	1	1	0	0	1	1	1	1	1	1	1	0	0	1	1	
31	DVLA	2016	0	0	0	0	0	0	0	0	0	1	1	0	0	0	0	0	
		2017	0	0	0	0	0	0	0	0	0	1	1	0	0	0	0	0	
		2018	0	0	1	0	0	1	1	0	0	1	1	1	0	0	0	0	

No	Kode	Tahun	Kinerja Lingkungan																
			1	2	3	4	5	6	7	8	9	10	11	12	13	14	15	16	17
		2019	0	0	1	0	0	1	1	0	0	1	1	1	0	0	0	1	0
32	TSPC	2016	0	0	0	0	0	0	0	0	0	0	1	1	0	0	0	0	0
		2017	0	0	0	0	0	0	0	0	0	0	1	1	0	0	0	0	0
		2018	0	0	0	0	0	0	0	0	0	0	1	1	0	0	0	0	0
		2019	0	0	0	0	0	0	0	0	0	0	1	1	0	0	0	0	0
33	TCID	2016	1	1	0	0	0	0	0	0	0	1	1	0	0	1	1	0	0
		2017	1	1	0	0	0	0	0	0	0	1	1	0	0	1	1	0	0
		2018	1	1	0	0	0	0	0	0	0	1	1	0	0	1	1	0	0
		2019	1	1	0	0	0	0	0	0	1	1	1	1	0	0	1	1	0

No	Kode	Tahun	Kinerja Lingkungan																																	
			18	19	20	21	22	23	24	25	26	27	28	29	30	31	32	33	34																	
1	INTP	2016	0	0	0	0	0	1	0	0	0	1	0	0	0	1	0	0	1	0	1															
		2017	1	1	0	1	0	1	1	1	0	0	0	0	0	1	0	0	0	0	0															
		2018	1	1	0	1	1	1	1	0	0	0	0	0	0	0	0	0	0	0	0															
		2019	1	1	0	1	0	1	0	0	0	1	0	0	0	1	0	0	1	0	1															
2	SMGR	2016	0	1	0	0	0	1	0	0	0	1	0	0	1	0	0	1	0	0	0															
		2017	0	0	1	1	0	1	0	0	0	1	0	0	0	1	1	0	1	0	1															
		2018	1	1	0	0	0	1	0	0	0	1	0	0	0	1	0	0	0	0	0															
		2019	0	0	1	1	0	1	0	0	0	1	0	0	0	0	1	0	1	0	1															
3	MLIA	2016	0	1	0	0	0	1	0	0	0	1	0	0	0	1	0	0	0	0	0															
		2017	1	1	0	0	0	1	0	0	0	1	0	0	0	1	0	0	0	0	0															
		2018	1	0	0	1	0	1	0	0	0	1	0	0	0	1	0	0	0	0	0															
		2019	0	0	0	0	0	1	0	1	0	1	0	0	0	0	0	0	0	0	1															
4	TOTO	2016	0	0	0	0	0	0	0	0	0	1	0	0	0	1	0	0	0	0	0															
		2017	0	0	0	0	0	1	0	0	0	0	0	0	0	1	0	0	0	1	0															
		2018	0	0	1	0	0	1	0	0	0	1	0	0	0	1	0	0	0	0	0															
		2019	0	0	0	0	0	0	0	0	0	1	0	0	0	1	0	0	0	0	0															
5	INAI	2016	0	1	0	0	0	1	0	0	0	1	0	0	0	0	0	0	0	0	0															
		2017	0	1	0	0	0	1	0	0	0	1	0	0	0	0	0	0	0	0	0															
		2018	0	1	0	0	0	1	0	0	0	1	0	0	0	0	0	0	0	0	0															
		2019	1	1	0	1	0	1	0	0	0	1	0	0	0	1	0	0	0	0	0															
6	TBMS	2016	0	0	0	0	0	1	0	0	0	1	0	0	0	0	0	0	0	0	0															
		2017	0	1	1	1	0	1	0	0	0	1	0	0	0	1	0	0	0	0	0															
		2018	0	1	1	1	0	1	0	0	0	1	0	0	0	1	0	0	0	0	0															
		2019	0	1	1	1	0	1	0	0	0	1	0	0	0	1	0	0	0	0	1															

No	Kode	Tahun	Kinerja Lingkungan																
			18	19	20	21	22	23	24	25	26	27	28	29	30	31	32	33	34
7	BUDI	2016	0	1	0	0	0	1	0	0	0	1	0	0	0	1	0	0	0
		2017	0	1	0	0	0	1	0	0	0	1	0	0	0	1	0	0	0
		2018	0	1	0	0	0	1	0	0	0	1	0	0	0	1	0	0	0
		2019	0	1	0	0	0	1	0	0	0	1	0	0	0	1	0	0	0
8	BRPT	2016	0	1	0	0	0	1	0	0	0	1	0	0	0	1	0	0	0
		2017	0	1	0	0	0	1	0	0	0	1	0	0	0	1	0	0	0
		2018	0	1	0	0	0	1	0	0	0	1	0	0	0	1	1	0	1
		2019	0	1	0	0	0	1	0	0	0	1	0	0	0	1	1	0	1
9	EKAD	2016	0	0	0	0	0	1	0	0	0	1	0	0	0	1	0	0	0
		2017	0	0	0	0	0	1	0	0	0	1	0	0	0	1	0	0	0
		2018	0	0	0	0	0	1	0	0	0	1	0	0	0	1	0	0	0
		2019	0	0	0	0	0	1	0	0	0	1	0	0	0	1	0	0	0
10	INCI	2016	0	0	0	0	0	1	0	1	0	1	0	0	0	0	0	0	0
		2017	0	0	0	0	0	1	0	1	0	1	0	0	0	0	0	0	0
		2018	1	0	0	0	0	1	0	1	0	1	0	0	0	0	0	0	1
		2019	0	0	0	0	0	1	0	0	1	1	0	0	0	0	0	0	1
11	SRSN	2016	0	0	0	0	0	0	0	0	0	1	0	0	0	0	0	0	0
		2017	0	0	0	0	0	0	0	0	0	0	0	0	0	0	0	0	0
		2018	0	0	0	0	0	0	0	0	0	0	0	0	0	0	0	0	0
		2019	0	0	0	0	0	0	0	0	0	0	0	0	0	0	0	0	0
12	AKPI	2016	1	1	1	0	0	1	0	1	0	1	0	0	0	1	0	0	1
		2017	1	1	1	0	0	1	0	1	0	1	0	0	0	1	0	0	1
		2018	1	1	1	0	0	1	0	1	0	1	0	0	0	1	0	0	1
		2019	1	1	1	0	0	1	0	1	0	1	0	0	0	1	0	0	1
13	IGAR	2016	0	1	0	1	0	1	0	0	0	1	0	0	0	1	0	0	1
		2017	1	1	1	1	0	1	0	0	0	1	0	0	0	1	0	0	1
		2018	0	0	0	0	0	0	0	0	0	1	0	0	0	1	0	0	0
		2019	0	0	0	0	0	0	0	0	0	1	0	0	0	1	0	0	0
14	CPIN	2016	0	0	0	0	0	1	0	0	0	1	0	0	0	0	0	0	0
		2017	0	0	0	0	0	1	0	0	0	1	0	0	0	0	0	0	0
		2018	0	0	0	0	0	1	0	0	0	1	0	0	0	0	0	0	0
		2019	0	0	0	0	0	1	0	0	0	1	0	0	0	0	0	0	0
15	JPFA	2016	1	1	1	1	0	1	0	0	0	1	0	0	0	1	0	0	0
		2017	1	1	1	1	0	1	0	0	0	1	0	0	0	1	0	0	0
		2018	1	1	1	1	1	1	0	1	0	1	0	0	0	0	0	0	0
		2019	1	1	1	1	1	1	0	0	0	1	0	0	0	1	0	0	1
16	INKP	2016	1	1	1	0	1	1	0	0	0	1	0	0	0	1	0	0	

No	Kode	Tahun	Kinerja Lingkungan																
			18	19	20	21	22	23	24	25	26	27	28	29	30	31	32	33	34
		2017	1	1	1	0	1	1	0	0	0	1	0	0	0	0	1	0	0
		2018	1	1	1	0	1	1	0	0	0	1	0	0	0	0	1	0	1
		2019	1	1	1	0	1	1	0	0	0	1	0	0	0	0	1	0	1
17	SPMA	2016	1	0	1	0	0	0	0	0	1	1	0	0	0	0	0	0	0
		2017		1	1	1	0	1	0	0	1	1	0	0	0	0	0	0	0
		2018		1	1	1	0	1	0	0	1	1	0	0	0	0	0	0	0
		2019		1	1	1	0	1	0	0	1	1	0	0	0	0	0	0	0
18	ASII	2016	1	1	1	1	0	1	0	0	0	0	0	0	0	1	0	0	0
		2017	1	1	1	1	0	1	0	0	0	0	0	0	0	1	0	0	0
		2018	1	1	1	1	0	1	0	0	0	0	0	0	0	1	0	0	0
		2019	1	1	1	1	0	1	0	0	0	0	0	0	0	1	0	0	0
19	INDS	2016	0	0	0	0	0	1	0	0	0	1	0	0	0	0	0	0	0
		2017	0	0	0	0	0	1	0	0	0	1	0	0	0	0	0	0	0
		2018	0	0	0	0	0	1	0	0	0	1	0	0	0	0	0	0	0
		2019	0	0	0	0	0	1	0	0	0	1	0	0	0	0	0	0	0
20	INDR	2016	0	0	0	0	0	1	0	0	0	1	0	0	0	1	1	0	0
		2017	0	0	0	0	0	1	0	0	0	1	0	0	0	1	1	0	0
		2018	0	0	0	0	0	1	0	0	0	1	0	0	0	1	1	0	0
		2019	0	0	0	0	0	1	0	0	0	1	0	0	0	1	1	0	0
21	BATA	2016	0	0	0	0	0	0	0	0	0	1	0	0	0	0	0	0	0
		2017	0	0	0	0	0	0	0	0	0	1	0	0	0	0	0	0	0
		2018	0	0	0	0	0	0	0	0	0	1	0	0	0	0	0	0	0
		2019	0	0	0	0	0	0	0	0	0	1	0	0	0	0	0	0	0
22	BIMA	2016	0	1	0	0	0	1	0	0	0	1	0	0	0	1	0	0	0
		2017	0	1	0	0	0	1	0	0	0	1	0	0	0	1	0	0	0
		2018	0	1	0	0	0	1	0	0	0	1	0	0	0	1	0	0	0
		2019	0	1	0	0	0	1	0	0	0	1	0	0	0	1	0	0	0
23	JECC	2016	1	1	0	0	0	1	0	0	0	1	0	0	0	1	0	0	1
		2017	1	1	0	0	0	1	0	0	0	1	0	0	0	1	0	0	1
		2018	1	1	0	0	0	1	0	0	0	1	0	0	0	1	0	0	1
		2019	1	1	0	0	0	1	0	0	0	1	0	0	0	1	0	0	1
24	KBLI	2016	1	1	0	0	0	1	0	1	0	1	0	0	0	0	0	0	0
		2017	1	1	0	0	0	1	0	1	0	1	0	0	0	0	0	0	0
		2018	1	1	0	0	0	1	0	1	0	1	0	0	0	1	0	0	1
		2019	1	1	0	0	0	1	0	1	0	1	0	0	0	1	0	0	1
25	KBLM	2016	0	0	0	0	0	1	0	0	0	1	0	0	0	1	0	0	1
		2017	1	1	0	0	1	1	0	1	0	1	0	0	0	1	0	0	0

No	Kode	Tahun	Kinerja Lingkungan																
			18	19	20	21	22	23	24	25	26	27	28	29	30	31	32	33	34
		2018	0	0	0	0	0	1	0	0	0	0	0	0	0	1	0	0	1
		2019	0	1	0	0	0	1	0	0	0	1	0	0	0	1	0	0	0
26	SCCO	2016	1	1	1	1	0	0	0	0	0	1	0	0	0	1	0	0	0
		2017	1	1	1	1	0	0	0	0	0	1	0	0	0	1	0	0	0
		2018	1	1	1	1	0	0	0	0	0	1	0	0	0	1	0	0	0
		2019	1	1	1	1	0	0	0	0	0	1	0	0	0	1	0	0	0
27	VOKS	2016	0	0	0	0	0	0	0	0	0	1	0	0	0	0	1	0	0
		2017	0	0	0	0	0	0	0	0	0	1	0	0	0	1	1	0	0
		2018	0	0	0	0	0	0	0	0	0	1	0	0	0	1	1	0	0
		2019	0	1	0	0	0	0	0	0	0	1	0	0	0	1	1	0	1
28	ADES	2016	0	0	0	0	0	1	0	0	0	1	0	0	0	1	0	0	0
		2017	0	0	0	0	0	1	0	0	0	1	0	0	0	1	0	0	0
		2018	0	0	0	0	0	1	0	0	0	1	0	0	0	1	0	0	0
		2019	0	0	0	0	0	1	0	0	0	1	0	0	0	1	0	0	1
29	DLTA	2016	1	1	1	1	0	1	0	0	0	1	0	0	0	0	1	0	0
		2017	1	1	1	1	0	1	0	0	0	1	0	0	0	0	1	0	0
		2018	1	1	1	1	0	1	0	0	0	1	0	0	0	1	1	0	0
		2019	1	1	1	1	0	1	0	0	0	1	0	0	0	0	1	0	0
30	INDF	2016	1	1	1	1	0	1	0	0	0	1	0	0	0	0	1	0	0
		2017	1	1	1	1	0	1	0	0	0	1	0	0	0	0	1	0	0
		2018	1	1	1	1	0	1	0	0	0	1	0	0	0	0	1	0	0
		2019	1	1	1	1	0	1	0	0	0	1	0	0	0	0	1	0	0
31	DVLA	2016	0	1	0	0	0	1	0	0	0	1	0	0	0	0	0	0	0
		2017	0	1	0	0	0	1	0	0	0	1	0	0	0	1	0	0	1
		2018	0	1	0	0	0	1	0	0	0	1	0	0	0	1	0	0	0
		2019	0	1	0	0	0	1	0	0	0	1	0	0	0	1	0	0	0
32	TSPC	2016	0	0	0	0	0	0	0	0	0	1	0	0	0	0	0	0	0
		2017	0	0	0	0	0	0	0	0	0	1	0	0	0	0	0	0	0
		2018	0	0	0	0	0	0	0	0	0	1	0	0	0	0	0	0	0
		2019	0	0	0	0	0	0	0	0	0	1	0	0	0	0	0	0	0
33	TCID	2016	1	1	1	1	0	1	0	1	0	1	0	0	0	1	0	0	0
		2017	1	1	1	1	0	1	0	1	0	1	0	0	0	1	0	0	0
		2018	1	1	1	1	0	1	0	1	0	1	0	0	0	0	0	0	1
		2019	1	1	1	1	1	1	0	1	0	1	1	0	0	0	0	0	1

No	Kode	Tahun	Kinerja Sosial															
			1	2	3	4	5	6	7	8	9	10	11	12	13	14	15	16
1	INTP	2016	0	1	0	0	0	1	0	1	0	1	0	0	1	0	0	0
		2017	0	0	0	0	1	1	1	0	0	1	1	0	1	0	0	0
		2018	0	0	0	0	1	1	1	0	0	1	0	0	1	0	0	0
		2019	0	1	1	0	1	1	0	1	0	1	0	0	1	0	0	0
2	SMGR	2016	0	0	0	0	0	0	0	0	0	1	1	0	0	0	0	0
		2017	1	0	0	0	0	1	1	1	1	1	1	0	1	0	0	0
		2018	1	0	0	0	0	1	0	1	1	1	1	1	1	0	0	0
		2019	1	0	0	0	0	0	0	1	0	1	1	1	0	0	0	1
3	MLIA	2016	1	0	0	0	0	0	0	1	0	1	1	1	1	0	0	0
		2017	1	0	0	0	0	1	0	1	0	1	1	1	1	0	0	0
		2018	0	0	0	0	0	1	0	1	0	1	1	0	1	0	0	0
		2019	1	0	0	0	0	1	0	0	0	1	1	1	1	0	0	1
4	TOTO	2016	1	1	0	0	0	0	0	0	0	0	0	0	0	0	0	1
		2017	0	1	0	0	0	0	0	1	0	1	1	0	0	0	0	1
		2018	1	1	0	0	0	0	0	0	0	0	0	1	0	0	0	0
		2019	1	1	0	0	0	1	0	0	0	0	0	1	0	0	0	1
5	INAI	2016	0	0	0	1	1	0	0	0	0	0	0	0	0	0	0	0
		2017	0	0	0	0	0	0	0	0	0	0	0	1	0	0	0	0
		2018	0	1	0	0	1	0	0	0	0	0	0	0	1	0	0	0
		2019	0	1	0	0	1	1	0	0	0	1	1	0	1	0	0	1
6	TBMS	2016	0	1	1	0	1	0	0	1	0	1	1	0	0	0	0	0
		2017	0	1	1	0	1	1	0	1	0	1	1	0	0	0	0	0
		2018	0	1	1	0	1	1	0	1	0	1	1	0	0	0	0	0
		2019	0	1	1	0	1	1	0	1	0	1	1	0	0	0	0	0
7	BUDI	2016	0	1	0	0	0	0	0	0	0	1	1	0	1	0	0	0
		2017	0	1	0	0	0	0	0	0	0	1	1	0	1	0	0	0
		2018	0	1	0	0	0	0	0	0	0	1	1	0	1	0	0	0
		2019	0	1	0	0	0	0	0	0	0	1	1	0	1	0	0	0
8	BRPT	2016	1	0	0	0	0	0	0	1	0	1	1	1	1	0	0	0
		2017	1	0	0	0	0	0	0	1	0	1	1	1	1	0	0	0
		2018	1	0	0	0	0	0	0	1	0	1	1	1	1	0	0	1
		2019	1	0	0	0	0	0	0	1	0	1	1	1	1	0	0	1
9	EKAD	2016	0	1	0	0	0	1	0	0	0	0	0	0	0	0	0	0
		2017	0	1	0	0	0	1	0	0	0	0	0	0	0	0	0	0
		2018	0	1	0	0	0	1	0	0	0	0	0	0	0	0	0	0
		2019	0	1	0	0	0	1	0	0	0	0	0	0	0	0	0	0
10	INCI	2016	1	0	0	0	0	0	0	1	0	1	1	1	1	0	0	0

No	Kode	Tahun	Kinerja Sosial															
			1	2	3	4	5	6	7	8	9	10	11	12	13	14	15	16
		2017	1	0	0	0	0	0	0	1	0	1	1	1	1	0	0	0
		2018	1	1	1	0	0	1	1	1	0	1	1	1	1	0	0	1
		2019	1	1	1	0	0	1	1	1	0	1	1	1	1	0	0	1
		2016	1	1	0	0	0	1	1	1	0	1	1	1		0	0	1
11	SRSN	2017	1	1	0	0	0	1	1	1	0	1	1	1	1	0	0	1
		2018	1	1	0	0	0	1	1	1	0	1	1	1	1	0	0	1
		2019	1	1	0	0	0	1	1	1	0	1	1	1	1	0	0	1
		2016	1	1	0	0	0	1	1	1	0	1	1	1	1	0	0	1
12	AKPI	2016	1	1	0	0	1	1	1	0	0	1	1	1	1	0	0	0
		2017	1	1	0	0	1	1	1	0	0	1	1	1	1	0	0	0
		2018	1	1	0	0	1	1	1	0	0	1	1	1	1	0	0	0
		2019	1	1	0	0	1	1	1	0	0	1	1	1	1	0	0	0
13	IGAR	2016	0	0	0	0	0	0	0	0	0	0	0	0	0	0	0	0
		2017	0	0	0	0	0	0	0	0	0	0	0	0	0	0	0	0
		2018	0	0	0	0	0	0	0	1	0	1	1	0	0	0	0	0
		2019	0	0	0	0	0	1	0	1	0	1	1	0	0	0	0	1
14	CPIN	2016	1	1	0	0	0	0	0	1	0	1	1	1	0	0	0	0
		2017	1	1	0	0	0	0	0	1	0	1	1	1	0	0	0	0
		2018	1	1	0	0	0	0	0	1	0	1	1	1	0	0	0	0
		2019	1	1	0	0	0	0	0	1	0	1	1	1	0	0	0	0
15	JPFA	2016	1	0	0	0	0	1	0	1	0	1	1	1	0	0	0	0
		2017	1	0	0	0	0	1	0	1	0	1	1	1	0	0	0	0
		2018	1	1	0	0	1	1	1	0	1	1	1	1	1	0	0	0
		2019	1	1	0	0	1	1	1	0	1	1	1	1	1	0	0	0
16	INKP	2016	1	0	0	0	0	0	0	0	0	1	1	1	0	0	0	0
		2017	1	0	0	0	0	0	0	0	0	1	1	1	0	0	0	0
		2018	1	0	0	0	0	1	0	0	0	1	1	1	1	0	0	1
		2019	1	0	0	0	0	1	0	1	0	1	1	1	1	0	0	1
17	SPMA	2016	0	0	0	0	0	0	0	0	0	0	0	0	0	0	0	0
		2017	0	0	0	0	0	0	0	0	0	0	0	0	0	0	0	0
		2018	0	0	0	0	0	0	0	0	0	0	0	0	0	0	0	0
		2019	0	0	0	0	0	0	0	0	0	0	0	0	0	0	0	0
18	ASII	2016	1	0	0	0	0	1	0	1	0	1	1	1	0	0	0	0
		2017	1	0	0	0	0	1	0	1	0	1	1	1	0	0	0	0
		2018	1	0	0	0	0	1	0	1	0	1	1	1	0	0	0	0
		2019	1	0	0	0	0	1	0	1	0	1	1	1	0	0	0	0
19	INDS	2016	0	0	0	0	0	0	1	1	0	1	1	0	0	0	0	0
		2017	0	0	0	0	0	0	1	1	0	1	1	0	0	0	0	0

No	Kode	Tahun	Kinerja Sosial															
			1	2	3	4	5	6	7	8	9	10	11	12	13	14	15	16
		2018	0	0	0	0	0	0	1	1	0	1	1	0	0	0	0	
		2019	0	0	0	0	0	0	1	1	0	1	1	0	0	0	0	
20	INDR	2016	1	0	0	0	0	1	1	1	0	1	1	1	1	0	1	
		2017	1	0	0	0	0	1	1	1	0	1	1	1	1	0	1	
		2018	1	0	0	0	0	1	1	1	0	1	1	1	1	0	1	
		2019	1	0	0	0	0	1	1	1	0	1	1	1	1	0	1	
21	BATA	2016	0	0	0	0	0	0	0	0	0	0	0	0	0	0	0	
		2017	0	0	0	0	0	0	0	0	0	0	0	0	0	0	0	
		2018	0	0	0	0	0	0	0	0	0	0	0	0	0	0	0	
		2019	0	0	0	0	0	0	0	0	0	0	0	0	0	0	0	
22	BIMA	2016	0	0	0	0	0	1	0	0	0	1	1	0	1	0	0	
		2017	0	0	0	0	0	1	0	0	0	1	1	0	1	0	0	
		2018	0	0	0	0	0	1	0	0	0	1	1	0	1	0	0	
		2019	0	0	0	0	0	1	0	0	0	1	1	0	1	0	0	
23	JECC	2016	0	0	0	0	0	0	0	0	0	0	0	0	0	0	1	
		2017	0	0	0	0	0	0	0	0	0	0	0	0	0	0	1	
		2018	0	0	0	0	0	0	0	0	0	0	0	0	0	0	1	
		2019	0	0	0	0	0	0	0	0	0	0	0	0	0	0	1	
24	KBLI	2016	0	0	0	0	0	0	0	0	0	0	0	0	0	0	0	
		2017	0	0	0	0	0	0	0	0	0	0	0	0	0	0	0	
		2018	0	0	0	0	0	0	0	0	0	0	0	0	0	0	1	
		2019	0	0	0	0	0	0	0	0	0	0	0	0	0	0	1	
25	KBLM	2016	0	1	0	0	1	0	0	0	0	0	0	1	1	0	1	
		2017	0	1	0	0	0	0	0	1	0	1	1	1	0	0	0	
		2018	0	1	0	0	1	1	0	0	0	0	0	0	1	0	1	
		2019	0	1	0	0	1	0	0	0	0	1	1	1	1	1	0	
26	SCCO	2016	0	0	0	0	0	0	0	0	0	0	0	0	0	0	0	
		2017	0	0	0	0	0	0	0	1	0	1	1	0	0	0	0	
		2018	0	0	0	0	0	0	0	1	0	1	1	0	0	0	0	
		2019	0	0	0	0	0	0	0	1	0	1	1	0	0	0	0	
27	VOKS	2016	1	0	0	0	1	0	0	1	0	1	1	0	1	0	0	
		2017	1	0	0	0	1	0	0	1	0	1	1	0	1	0	0	
		2018	1	0	0	0	1	0	0	1	0	1	1	0	1	0	0	
		2019	1	0	0	0	1	0	0	1	0	1	1	0	1	0	1	
28	ADES	2016	0	0	0	0	0	0	0	1	0	1	1	0	0	0	0	
		2017	0	0	0	0	0	0	0	1	0	1	1	0	0	0	0	
		2018	0	0	0	0	0	0	0	1	0	1	1	0	0	0	0	

No	Kode	Tahun	HAM											
			1	2	3	4	5	6	7	8	9	10	11	12
		2017	0	0	0	0	0	0	0	0	0	0	0	0
		2018	0	0	0	0	0	0	0	0	0	0	0	0
		2019	0	0	0	0	0	0	0	0	0	0	0	0
		2016	0	0	0	0	0	0	0	0	0	0	0	0
14	CPIN	2017	0	0	0	0	0	0	0	0	0	0	0	
		2018	0	0	0	0	0	0	0	0	0	0	0	
		2019	0	0	0	0	0	0	0	0	0	0	0	
		2016	0	0	0	0	0	0	0	0	0	0	0	
15	JPFA	2017	0	0	0	0	0	0	0	0	0	0	0	
		2018	0	0	0	0	0	0	1	0	0	0	0	
		2019	0	0	0	0	1	1	1	0	0	0	0	
		2016	0	0	0	0	0	0	0	0	0	0	0	
16	INKP	2017	0	0	0	0	0	0	1	0	0	0	0	
		2018	0	0	0	0	0	0	1	0	0	0	0	
		2019	0	0	0	0	0	0	1	0	0	0	0	
		2016	0	0	0	0	0	0	0	0	0	0	0	
17	SPMA	2017	0	0	0	0	0	0	0	0	0	0	0	
		2018	0	0	0	0	0	0	0	0	0	0	0	
		2019	0	0	0	0	0	0	0	0	0	0	0	
		2016	0	0	0	0	0	0	0	0	0	0	0	
18	ASII	2017	0	0	0	0	0	0	0	0	0	0	0	
		2018	0	0	0	0	0	0	0	0	0	0	0	
		2019	0	0	0	0	0	0	0	0	0	0	0	
		2016	0	0	0	0	0	0	0	0	0	0	0	
19	INDS	2017	0	0	0	0	0	0	1	0	0	0	0	
		2018	0	0	0	0	0	0	1	0	0	0	0	
		2019	0	0	0	0	0	0	1	0	0	0	0	
		2016	0	0	0	0	0	0	0	0	0	0	0	
20	INDR	2017	0	0	0	0	0	0	0	0	0	0	0	
		2018	0	0	0	0	0	0	0	0	0	0	0	
		2019	0	0	0	0	0	0	0	0	0	0	0	
		2016	0	0	0	0	0	0	0	0	0	0	0	
21	BATA	2017	0	0	0	0	0	0	0	0	0	0	0	
		2018	0	0	0	0	0	0	0	0	0	0	0	
		2019	0	0	0	0	0	0	0	0	0	0	0	
		2016	0	0	0	0	0	0	0	0	0	0	0	
22	BIMA	2016	0	0	0	0	1	0	0	0	0	0	0	
		2017	0	0	0	0	1	0	0	0	0	0	0	

No	Kode	Tahun	HAM												
			1	2	3	4	5	6	7	8	9	10	11	12	
		2019	0	0	0	0	0	0	0	0	0	0	0	0	0
32	TSPC	2016	0	0	0	0	0	0	0	0	0	0	0	0	0
		2017	0	0	0	0	0	0	0	0	0	0	0	0	0
		2018	0	0	0	0	0	0	0	0	0	0	0	0	0
		2019	0	0	0	0	0	0	0	0	0	0	0	0	0
33	TCID	2016	0	0	0	0	1	1	1	0	0	0	0	0	0
		2017	0	0	0	0	1	1	1	0	0	0	0	0	0
		2018	0	0	0	0	1	1	0	0	0	0	0	0	0
		2019	0	0	0	0	1	1	0	0	0	0	0	0	0

No	Kode	Tahun	Masyarakat											
			1	2	3	4	5	6	7	8	9	10	11	
1	INTP	2016	1	1	0	0	0	0	0	0	0	0	0	0
		2017	1	1	0	0	0	0	0	0	0	1	1	
		2018	1	1	0	0	0	0	0	0	0	0	1	
		2019	1	1	0	0	0	0	0	0	0	0	0	
2	SMGR	2016	1	1	0	0	0	1	0	0	0	0	0	
		2017	1	1	0	0	0	1	0	0	0	0	0	
		2018	1	1	0	0	0	1	0	0	0	0	0	
		2019	1	1	0	0	0	0	0	0	0	0	0	
3	MLIA	2016	1	1	0	0	0	1	0	0	0	0	0	
		2017	1	1	0	0	0	1	0	0	0	0	0	
		2018	1	1	0	0	0	1	0	0	0	0	0	
		2019	1	1	0	0	0	1	0	0	0	0	0	
4	TOTO	2016	1	1	0	0	0	0	0	0	0	0	0	
		2017	1	1	0	0	0	0	0	0	0	0	1	
		2018	1	1	0	0	0	0	0	0	0	0	0	
		2019	1	1	0	0	0	0	0	0	0	0	0	
5	INAI	2016	1	1	0	0	0	1	0	0	0	0	0	
		2017	1	1	0	0	0	1	0	0	0	0	0	
		2018	1	1	0	0	0	0	0	0	0	0	0	
		2019	1	1	0	0	0	1	0	0	0	0	0	
6	TBMS	2016	1	1	0	0	0	1	0	0	0	0	0	
		2017	1	1	0	0	0	1	0	0	0	0	0	
		2018	1	1	0	0	0	1	0	0	0	0	0	
		2019	1	1	0	0	0	1	0	0	0	0	0	

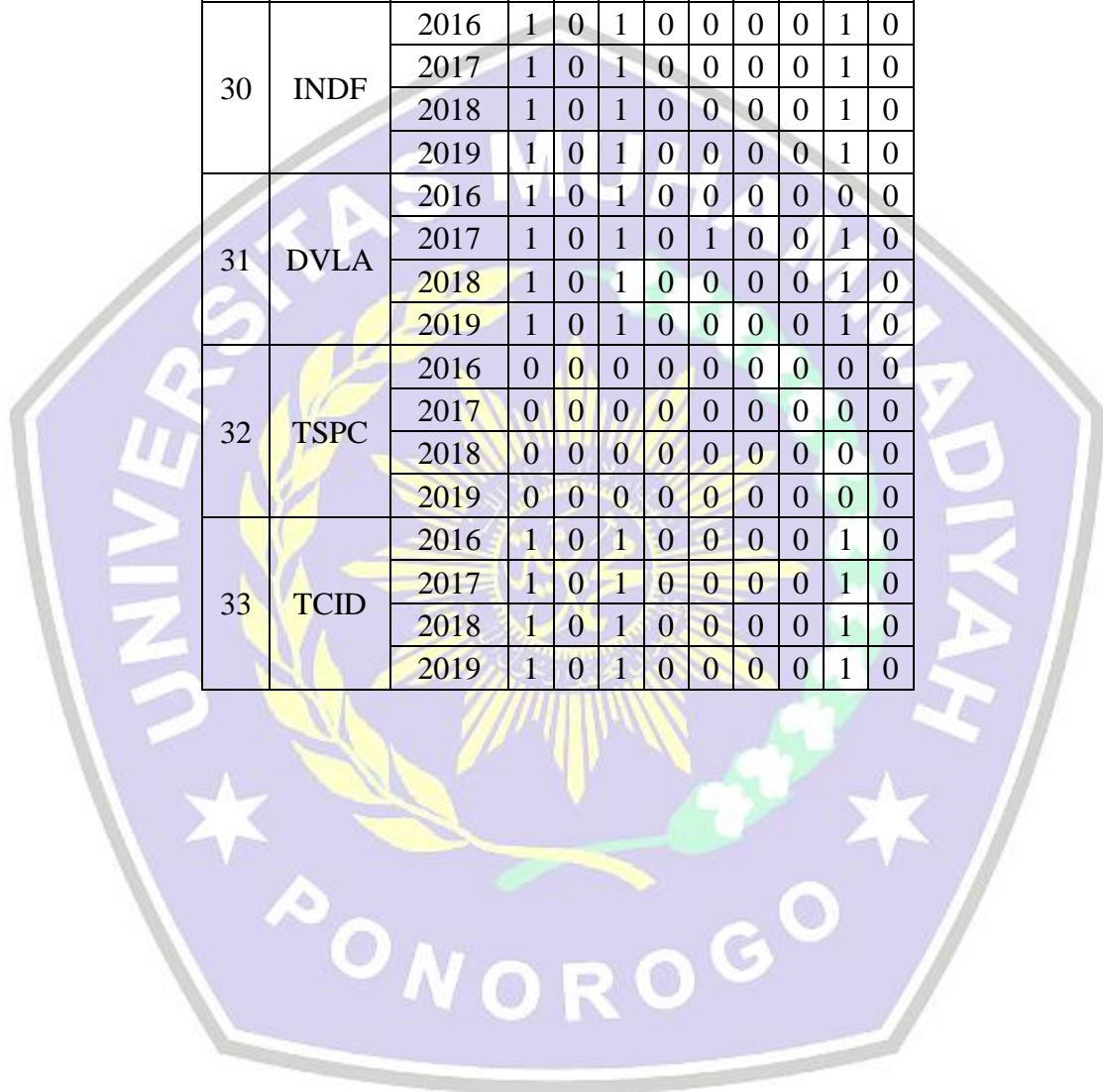
No	Kode	Tahun	Masyarakat										
			1	2	3	4	5	6	7	8	9	10	11
7	BUDI	2016	1	1	0	0	0	0	0	0	0	0	0
		2017	1	1	0	0	0	1	0	0	0	0	0
		2018	1	1	0	0	0	1	0	0	0	0	0
		2019	1	1	0	0	0	1	0	0	0	0	0
8	BRPT	2016	1	1	0	1	0	1	0	0	0	0	0
		2017	1	1	0	1	0	1	0	0	0	0	0
		2018	1	1	0	1	0	1	0	0	0	0	0
		2019	1	1	0	1	0	1	0	0	0	0	0
9	EKAD	2016	1	1	0	0	0	0	0	0	0	0	0
		2017	1	1	0	0	0	0	0	0	0	0	0
		2018	1	1	0	0	0	0	0	0	0	0	0
		2019	1	1	0	0	0	0	0	0	0	0	0
10	INCI	2016	1	1	0	0	0	0	0	0	0	0	0
		2017	1	1	0	0	0	0	0	0	0	0	0
		2018	1	1	0	0	0	0	0	0	0	0	0
		2019	1	1	0	0	0	0	0	0	0	0	0
11	SRSN	2016	1	1	0	0	0	1	0	0	0	0	0
		2017	1	1	0	0	0	1	0	0	0	0	0
		2018	1	1	0	0	0	1	0	0	0	0	0
		2019	1	1	0	0	0	1	0	0	0	0	0
12	AKPI	2016	1	1	0	0	0	1	0	0	0	0	0
		2017	1	1	0	0	0	1	0	0	0	0	0
		2018	1	1	0	0	0	1	0	0	0	0	0
		2019	1	1	0	0	0	1	0	0	0	0	0
13	IGAR	2016	1	1	0	0	0	1	0	0	0	0	0
		2017	1	1	0	0	0	1	0	0	0	0	0
		2018	1	1	0	0	0	1	0	0	0	0	0
		2019	1	1	0	0	0	1	0	0	0	0	0
14	CPIN	2016	1	1	0	0	0	1	0	0	0	0	0
		2017	1	1	0	0	0	1	0	0	0	0	0
		2018	1	1	0	0	0	1	0	0	0	0	0
		2019	1	1	0	0	0	1	0	0	0	0	0
15	JPFA	2016	1	1	0	0	0	1	0	0	0	0	0
		2017	1	1	0	0	0	1	0	0	0	0	0
		2018	1	1	0	1	0	1	0	0	0	0	0
		2019	1	1	0	0	0	1	0	0	0	0	0
16	INKP	2016	1	1	0	0	0	1	0	0	0	0	

No	Kode	Tahun	Masyarakat										
			1	2	3	4	5	6	7	8	9	10	11
		2018	1	1	0	0	0	0	0	0	0	0	0
		2019	1	1	0	0	0	0	0	0	0	0	0
		2016	1	1	0	0	0	1	0	0	0	0	0
26	SCCO	2017	1	1	0	0	0	1	0	0	0	0	0
		2018	1	1	0	0	0	1	0	0	0	0	0
		2019	1	1	0	0	0	1	0	0	0	0	0
		2016	1	1	0	0	0	1	0	0	0	0	0
27	VOKS	2017	1	1	0	0	0	1	0	0	0	0	0
		2018	1	1	0	0	0	1	0	0	0	0	0
		2019	1	1	0	0	0	1	0	0	0	0	0
		2016	1	1	0	0	0	1	0	0	0	0	0
28	ADES	2017	1	1	0	0	0	1	0	0	0	0	0
		2018	1	1	0	0	0	1	0	0	0	0	0
		2019	1	1	0	1	0	1	0	0	0	0	0
		2016	1	1	0	0	0	1	0	0	0	0	0
29	DLTA	2017	1	1	0	0	0	1	0	0	0	0	0
		2018	1	1	0	0	0	1	0	0	0	0	0
		2019	1	1	0	0	0	1	0	0	0	0	0
		2016	1	1	0	0	0	1	0	0	0	0	0
30	INDF	2017	1	1	0	0	0	1	0	0	0	0	0
		2018	1	1	0	0	0	1	0	0	0	0	0
		2019	1	1	0	0	0	1	0	0	0	0	0
		2016	1	1	0	0	0	1	0	0	0	0	0
31	DVLA	2017	1	1	0	0	0	1	0	0	0	0	0
		2018	1	1	0	0	0	1	0	0	0	0	0
		2019	1	1	0	0	0	1	0	0	0	0	0
		2016	1	1	0	0	0	1	0	0	0	0	0
32	TSPC	2017	1	1	0	0	0	1	0	0	0	0	0
		2018	1	1	0	0	0	1	0	0	0	0	0
		2019	1	1	0	0	0	1	0	0	0	0	0
		2016	1	1	0	0	0	1	0	0	0	0	0
33	TCID	2017	1	1	0	0	0	1	0	0	0	0	0
		2018	1	1	0	0	0	1	0	0	0	0	0
		2019	1	1	0	0	0	0	0	0	0	0	0
		2016	1	1	0	0	0	1	0	0	0	0	0

No	Kode	Tahun	Tanggung Jawab Produk								
			1	2	3	4	5	6	7	8	9
1	INTP	2016	1	0	1	0	1	0	0	1	0
		2017	1	0	1	0	0	0	0	0	0
		2018	0	0	1	0	0	0	0	0	0
		2019	1	0	1	0	1	0	0	1	0
2	SMGR	2016	1	0	1	0	0	0	0	1	0
		2017	1	0	1	0	0	0	0	0	0
		2018	1	0	1	0	1	0	0	1	0
		2019	1	0	1	0	1	0	0	1	0
3	MLIA	2016	1	0	1	0	0	0	0	0	0
		2017	1	0	1	0	0	0	0	0	0
		2018	1	0	1	0	0	0	0	0	0
		2019	1	0	1	0	0	0	0	1	0
4	TOTO	2016	1	0	1	0	0	0	0	0	0
		2017	1	1	1	1	0	0	0	0	0
		2018	1	0	1	0	0	0	0	0	0
		2019	1	0	1	0	0	0	0	0	0
5	INAI	2016	1	0	0	0	0	0	0	0	0
		2017	1	0	1	0	0	0	0	0	0
		2018	1	0	1	0	0	0	0	0	0
		2019	1	0	1	0	0	0	0	0	0
6	TBMS	2016	1	0	1	0	0	0	0	0	0
		2017	1	0	1	0	0	0	0	0	0
		2018	1	0	1	0	0	0	0	0	0
		2019	1	0	1	0	0	0	0	0	0
7	BUDI	2016	0	0	0	0	0	0	0	0	0
		2017	1	0	1	0	0	0	0	0	0
		2018	1	0	1	0	0	0	0	0	0
		2019	1	0	1	0	0	0	0	0	0
8	BRPT	2016	1	0	1	0	0	0	0	0	0
		2017	1	0	1	0	0	0	0	0	0
		2018	1	0	1	0	0	0	0	1	0
		2019	1	0	1	0	0	0	0	1	0
9	EKAD	2016	1	0	1	0	1	0	0	1	0
		2017	1	0	1	0	1	0	0	1	0
		2018	1	0	1	0	1	0	0	1	0
		2019	1	0	1	0	1	0	0	1	0
10	INCI	2016	1	0	1	0	0	0	0	1	0

No	Kode	Tahun	Tanggung Jawab Produk								
			1	2	3	4	5	6	7	8	9
		2018	0	0	0	0	0	0	0	0	0
		2019	0	0	0	0	0	0	0	0	0
		2016	1	0	1	0	0	0	0	1	0
20	INDR	2017	1	0	1	0	0	0	0	1	0
		2018	1	0	1	0	0	0	0	1	0
		2019	1	0	1	0	0	0	0	1	0
		2016	0	0	0	0	0	0	0	0	0
21	BATA	2017	0	0	0	0	0	0	0	0	0
		2018	0	0	0	0	0	0	0	0	0
		2019	0	0	0	0	0	0	0	0	0
		2016	1	0	1	0	0	0	0	0	0
22	BIMA	2017	1	0	1	0	0	0	0	0	0
		2018	1	0	1	0	0	0	0	0	0
		2019	1	0	1	0	0	0	0	0	0
		2016	0	0	0	0	0	0	0	0	0
23	JECC	2017	0	0	0	0	0	0	0	0	0
		2018	0	0	0	0	0	0	0	0	0
		2019	0	0	0	0	0	0	0	0	0
		2016	0	0	0	0	0	0	0	0	0
24	KBLI	2017	0	0	0	0	0	0	0	0	0
		2018	0	0	0	0	0	0	0	0	0
		2019	0	0	0	0	0	0	0	0	0
		2016	1	0	1	0	0	0	0	1	0
25	KBLM	2017	1	0	1	0	0	0	0	0	0
		2018	1	0	1	0	0	0	0	1	0
		2019	1	0	1	0	0	0	0	1	0
		2016	0	0	0	0	0	0	0	0	0
26	SCCO	2017	1	0	1	0	0	0	0	0	0
		2018	1	0	1	0	0	0	0	0	0
		2019	1	0	1	0	0	0	0	0	0
		2016	1	0	1	0	1	0	0	0	0
27	VOKS	2017	1	0	1	0	1	0	0	0	0
		2018	1	0	1	0	1	0	0	0	0
		2019	1	0	1	0	1	0	0	1	0
		2016	1	0	1	0	0	0	0	0	0
28	ADES	2017	1	0	1	0	0	0	0	0	0
		2018	1	0	1	0	0	0	0	0	0
		2016	1	0	1	0	0	0	0	0	0

No	Kode	Tahun	Tanggung Jawab Produk								
			1	2	3	4	5	6	7	8	9
		2019	1	0	1	0	0	0	0	0	0
29	DLTA	2016	1	0	1	0	0	0	0	1	0
		2017	1	0	1	0	0	0	0	1	0
		2018	1	0	1	0	0	0	0	1	0
		2019	1	0	1	0	0	0	0	1	0
30	INDF	2016	1	0	1	0	0	0	0	1	0
		2017	1	0	1	0	0	0	0	1	0
		2018	1	0	1	0	0	0	0	1	0
		2019	1	0	1	0	0	0	0	1	0
31	DVLA	2016	1	0	1	0	0	0	0	0	0
		2017	1	0	1	0	1	0	0	1	0
		2018	1	0	1	0	0	0	0	1	0
		2019	1	0	1	0	0	0	0	1	0
32	TSPC	2016	0	0	0	0	0	0	0	0	0
		2017	0	0	0	0	0	0	0	0	0
		2018	0	0	0	0	0	0	0	0	0
		2019	0	0	0	0	0	0	0	0	0
33	TCID	2016	1	0	1	0	0	0	0	1	0
		2017	1	0	1	0	0	0	0	1	0
		2018	1	0	1	0	0	0	0	1	0
		2019	1	0	1	0	0	0	0	1	0



Perhitungan Score CSR

No	Kode	Tahun	Jumlah Pengungkapan	Total Pengungkapan	CSR
1	INTP	2016	30	91	0,330
		2017	34	91	0,374
		2018	29	91	0,319
		2019	40	91	0,440
2	SMGR	2016	25	91	0,275
		2017	35	91	0,385
		2018	36	91	0,396
		2019	27	91	0,297
3	MLIA	2016	27	91	0,297
		2017	31	91	0,341
		2018	28	91	0,308
		2019	33	91	0,363
4	TOTO	2016	18	91	0,198
		2017	21	91	0,231
		2018	22	91	0,242
		2019	22	91	0,242
5	INAI	2016	17	91	0,187
		2017	17	91	0,187
		2018	17	91	0,187
		2019	28	91	0,308
6	TBMS	2016	25	91	0,275
		2017	33	91	0,363
		2018	33	91	0,363
		2019	35	91	0,385
7	BUDI	2016	21	91	0,231
		2017	25	91	0,275
		2018	25	91	0,275
		2019	25	91	0,275
8	BRPT	2016	25	91	0,275
		2017	27	91	0,297
		2018	34	91	0,374
		2019	34	91	0,374
9	EKAD	2016	24	91	0,264
		2017	24	91	0,264
		2018	24	91	0,264
		2019	24	91	0,264

No	Kode	Tahun	Jumlah Pengungkapan	Total Pengungkapan	CSR
10	INCI	2016	26	91	0,286
		2017	26	91	0,286
		2018	32	91	0,352
		2019	35	91	0,385
11	SRSN	2016	24	91	0,264
		2017	23	91	0,253
		2018	23	91	0,253
		2019	23	91	0,253
12	AKPI	2016	36	91	0,396
		2017	36	91	0,396
		2018	37	91	0,407
		2019	37	91	0,407
13	IGAR	2016	23	91	0,253
		2017	21	91	0,231
		2018	20	91	0,220
		2019	22	91	0,242
14	CPIN	2016	21	91	0,231
		2017	21	91	0,231
		2018	21	91	0,231
		2019	21	91	0,231
15	JPFA	2016	30	91	0,330
		2017	36	91	0,396
		2018	41	91	0,451
		2019	46	91	0,505
16	INKP	2016	30	91	0,330
		2017	31	91	0,341
		2018	35	91	0,385
		2019	36	91	0,396
17	SPMA	2016	15	91	0,165
		2017	18	91	0,198
		2018	18	91	0,198
		2019	18	91	0,198
18	ASII	2016	30	91	0,330
		2017	30	91	0,330
		2018	30	91	0,330
		2019	30	91	0,330
19	INDS	2016	17	91	0,187

No	Kode	Tahun	Jumlah Pengungkapan	Total Pengungkapan	CSR
		2017	17	91	0,187
		2018	17	91	0,187
		2019	17	91	0,187
20	INDR	2016	31	91	0,341
		2017	31	91	0,341
		2018	31	91	0,341
		2019	31	91	0,341
21	BATA	2016	12	91	0,132
		2017	12	91	0,132
		2018	12	91	0,132
		2019	12	91	0,132
22	BIMA	2016	27	91	0,297
		2017	27	91	0,297
		2018	27	91	0,297
		2019	27	91	0,297
23	JECC	2016	19	91	0,209
		2017	19	91	0,209
		2018	19	91	0,209
		2019	19	91	0,209
24	KBLI	2016	15	91	0,165
		2017	15	91	0,165
		2018	18	91	0,198
		2019	18	91	0,198
25	KBLM	2016	22	91	0,242
		2017	25	91	0,275
		2018	21	91	0,231
		2019	24	91	0,264
26	SCCO	2016	20	91	0,220
		2017	25	91	0,275
		2018	25	91	0,275
		2019	25	91	0,275
27	VOKS	2016	26	91	0,286
		2017	28	91	0,308
		2018	28	91	0,308
		2019	32	91	0,352
28	ADES	2016	24	91	0,264
		2017	24	91	0,264

No	Kode	Tahun	Jumlah Pengungkapan	Total Pengungkapan	CSR
		2018	24	91	0,264
		2019	35	91	0,385
29	DLTA	2016	25	91	0,275
		2017	28	91	0,308
		2018	29	91	0,319
		2019	30	91	0,330
30	INDF	2016	42	91	0,462
		2017	42	91	0,462
		2018	45	91	0,495
		2019	45	91	0,495
31	DVLA	2016	17	91	0,187
		2017	31	91	0,341
		2018	33	91	0,363
		2019	34	91	0,374
32	TSPC	2016	13	91	0,143
		2017	15	91	0,165
		2018	15	91	0,165
		2019	15	91	0,165
33	TCID	2016	37	91	0,407
		2017	40	91	0,440
		2018	38	91	0,418
		2019	46	91	0,505



LAMPIRAN 5
DAFTAR PERHITUNGAN GCG

Perhitungan GCG pada Perusahaan Sampel

No	Nama Perusahaan	Dewan Komisaris Independen				Dewan Komisaris				Komisaris Independen (%)			
		2016	2017	2018	2019	2016	2017	2018	2019	2016	2017	2018	2019
1	INTP	3	3	2	2	7	7	6	6	42,857	42,857	33,333	33,333
2	SMGR	2	2	2	2	7	7	7	7	28,571	28,571	28,571	28,571
3	MLIA	2	2	2	2	5	5	5	5	40,000	40,000	40,000	40,000
4	TOTO	2	2	2	2	5	5	5	5	40,000	40,000	40,000	40,000
5	INAI	2	2	1	1	4	4	3	3	50,000	50,000	33,333	33,333
6	TBMS	2	2	2	2	5	5	5	5	40,000	40,000	40,000	40,000
7	BUDI	1	1	1	1	3	3	3	3	33,333	33,333	33,333	33,333
8	BRPT	1	1	1	2	3	3	3	4	33,333	33,333	33,333	50,000
9	EKAD	1	1	1	1	2	2	2	2	50,000	50,000	50,000	50,000
10	INCI	1	1	1	1	4	4	4	4	25,000	25,000	25,000	25,000
11	SRSN	3	3	3	2	8	8	8	6	37,500	37,500	37,500	33,333
12	AKPI	2	2	2	2	6	6	6	6	33,333	33,333	33,333	33,333
13	IGAR	1	1	1	1	3	3	3	3	33,333	33,333	33,333	33,333
14	CPIN	2	1	1	1	4	3	3	3	50,000	33,333	33,333	33,333
15	JPFA	2	3	3	3	5	6	6	6	40,000	50,000	50,000	50,000
16	INKP	3	3	3	3	7	7	7	7	42,857	42,857	42,857	42,857
17	SPMA	3	3	1	3	5	5	3	5	60,000	60,000	33,333	60,000
18	ASII	4	4	3	3	12	12	10	10	33,333	33,333	30,000	30,000
19	INDS	1	1	1	1	3	3	3	3	33,333	33,333	33,333	33,333
20	INDR	2	2	1	1	5	5	3	3	40,000	40,000	33,333	33,333

No	Nama Perusahaan	Dewan Komisaris Independen				Dewan Komisaris				Komisaris Independen (%)			
		2016	2017	2018	2019	2016	2017	2018	2019	2016	2017	2018	2019
21	BATA	2	2	2	2	4	4	4	4	50,000	50,000	50,000	50,000
22	BIMA	2	2	2	2	3	3	3	3	66,667	66,667	66,667	66,667
23	JECC	2	2	3	2	5	5	6	4	40,000	40,000	50,000	50,000
24	KBLI	2	2	2	2	5	6	6	4	40,000	33,333	33,333	50,000
25	KBLM	1	1	2	2	3	3	3	3	33,333	33,333	66,667	66,667
26	SCCO	1	1	1	1	3	3	3	3	33,333	33,333	33,333	33,333
27	VOKS	2	2	2	2	7	6	6	7	28,571	33,333	33,333	28,571
28	ADES	1	1	1	1	3	3	3	3	33,333	33,333	33,333	33,333
29	DLTA	2	2	2	2	5	5	5	5	40,000	40,000	40,000	40,000
30	INDF	3	3	3	3	8	8	8	8	37,500	37,500	37,500	37,500
31	DVLA	3	3	3	3	7	7	7	7	42,857	42,857	42,857	42,857
32	TSPC	3	3	3	2	6	5	5	5	50,000	60,000	60,000	40,000
33	TCID	2	3	2	2	5	6	5	5	40,000	50,000	40,000	40,000



LAMPIRAN 6
DAFTAR PERHITUNGAN NILAI
PERUSAHAAN

No	Kode	Tahun	Closing Price	Saham Beredar	EMV	D	EBV+D	EMV+D	Tobin's Q
1	INTP	2016	15.400	3.681.231.699	56.690.968.164.600	4.011.877.000.000	30.150.580.000.000	60.702.845.164.600	2,013
		2017	21.950	3.681.231.699	80.803.035.793.050	4.307.169.000.000	28.863.676.000.000	85.110.204.793.050	2,949
		2018	18.450	3.681.231.699	67.918.724.846.550	4.566.973.000.000	27.788.562.000.000	72.485.697.846.550	2,608
		2019	19.025	3.681.231.699	70.035.433.073.475	4.627.488.000.000	27.707.749.000.000	74.662.921.073.475	2,695
2	SMGR	2016	9.175	5.931.519.999	54.421.695.990.825	13.652.504.525.000	44.226.895.982.000	68.074.200.515.825	1,539
		2017	9.900	5.931.519.999	58.722.047.990.100	18.524.450.664.000	48.963.502.966.000	77.246.498.654.100	1,578
		2018	11.500	5.931.519.999	68.212.479.988.500	18.168.521.000.000	50.783.836.000.000	86.381.000.988.500	1,701
		2019	12.000	5.931.519.999	71.178.239.988.000	43.915.143.000.000	79.807.067.000.000	115.093.382.988.000	1,442
3	MLIA	2016	550	1.323.000.000	727.650.000.000	6.110.478.983.000	7.723.578.677.000	6.838.128.983.000	0,885
		2017	590	1.323.000.000	780.570.000.000	3.432.390.525.000	5.186.685.608.000	4.212.960.525.000	0,812
		2018	1.205	1.323.000.000	1.594.215.000.000	3.022.358.125.000	5.263.726.099.000	4.616.573.125.000	0,877
		2019	700	1.323.000.000	926.100.000.000	3.225.135.741.000	5.758.102.626.000	4.151.235.741.000	0,721
4	TOTO	2016	498	10.320.000.000	5.139.360.000.000	1.057.566.418.720	2.581.440.938.262	6.196.926.418.720	2,401
		2017	408	10.320.000.000	4.210.560.000.000	1.132.699.218.954	2.826.490.815.501	5.343.259.218.954	1,890
		2018	348	10.320.000.000	3.591.360.000.000	967.642.637.307	2.897.119.790.044	4.559.002.637.307	1,574
		2019	292	10.320.000.000	3.013.440.000.000	994.204.688.438	2.918.467.252.139	4.007.644.688.438	1,373
5	INAI	2016	323	316.800.000	102.326.400.000	1.081.015.810.782	1.339.032.413.455	1.183.342.210.782	0,884
		2017	378	633.600.000	239.500.800.000	936.511.874.370	1.213.916.545.120	1.176.012.674.370	0,969
		2018	410	633.600.000	259.776.000.000	1.096.799.666.849	1.400.683.598.096	1.356.575.666.849	0,969
		2019	440	633.600.000	278.784.000.000	893.625.998.063	1.212.894.403.676	1.172.409.998.063	0,967
6	TBMS	2016	805	367.340.000	295.708.700.000	1.355.222.180.308	1.743.980.371.700	1.650.930.880.308	0,947
		2017	900	367.340.000	330.606.000.000	1.738.248.054.996	2.232.990.437.160	2.068.854.054.996	0,926
		2018	900	367.340.000	330.606.000.000	2.144.041.973.532	2.765.207.133.036	2.474.647.973.532	0,895
		2019	830	367.340.000	304.892.200.000	1.475.165.992.632	2.140.623.355.296	1.780.058.192.632	0,832

No	Kode	Tahun	Closing Price	Saham Beredar	EMV	D	EBV+D	EMV+D	Tobin's Q
7	BUDI	2016	87	4.498.997.362	391.412.770.494	1.766.825.000.000	2.931.807.000.000	2.158.237.770.494	0,736
		2017	94	4.498.997.362	422.905.752.028	1.744.756.000.000	2.939.456.000.000	2.167.661.752.028	0,737
		2018	96	4.498.997.362	431.903.746.752	2.166.496.000.000	3.392.980.000.000	2.598.399.746.752	0,766
		2019	103	4.498.997.362	463.396.728.286	1.714.449.000.000	2.999.767.000.000	2.177.845.728.286	0,726
8	BRPT	2016	146,50	6.979.892.784	1.022.554.292.856	15.078.174.792.000	34.538.447.240.000	16.100.729.084.856	0,466
		2017	452	13.959.785.568	6.309.823.076.736	22.029.440.892.000	49.354.388.544.000	28.339.263.968.736	0,574
		2018	478	17.791.586.878	8.504.378.527.684	62.854.041.969.000	101.982.312.171.000	71.358.420.496.684	0,700
		2019	1.510	89.015.998.170	134.414.157.236.700	61.534.555.828.000	99.843.028.935.000	195.948.713.064.700	1,963
9	EKAD	2016	590	698.775.000	412.277.250.000	110.503.822.983	702.508.630.708	522.781.072.983	0,744
		2017	695	698.775.000	485.648.625.000	133.949.920.707	796.767.646.172	619.598.545.707	0,778
		2018	855	698.775.000	597.452.625.000	128.684.953.153	853.267.454.400	726.137.578.153	0,851
		2019	1.070	698.775.000	747.689.250.000	115.690.798.743	968.234.349.565	863.380.048.743	0,892
10	INCI	2016	282	181.035.556	51.052.026.792	26.524.918.593	269.351.381.344	77.576.945.385	0,288
		2017	377	181.035.556	68.250.404.612	35.408.565.186	303.788.390.330	103.658.969.798	0,341
		2018	575	196.121.137	112.769.653.775	71.410.278.158	391.362.697.956	184.179.931.933	0,471
		2019	418	196.121.137	81.978.635.266	65.323.258.479	405.445.049.452	147.301.893.745	0,363
11	SRSN	2016	50	6.020.000.000	301.000.000.000	315.096.071.000	717.149.704.000	616.096.071.000	0,859
		2017	50	6.020.000.000	301.000.000.000	237.220.555.000	652.726.454.000	538.220.555.000	0,825
		2018	50	6.020.000.000	301.000.000.000	208.989.195.000	686.777.211.000	509.989.195.000	0,743
		2019	63	6.020.000.000	379.260.000.000	264.646.295.000	779.246.858.000	643.906.295.000	0,826
12	AKPI	2016	900	680.000.000	612.000.000.000	1.495.874.021.000	2.615.909.190.000	2.107.874.021.000	0,806
		2017	725	680.000.000	493.000.000.000	1.618.713.342.000	2.745.325.833.000	2.111.713.342.000	0,769
		2018	700	680.000.000	476.000.000.000	1.836.576.739.000	3.070.410.492.000	2.312.576.739.000	0,753
		2019	370	680.000.000	251.600.000.000	1.531.819.965.000	2.776.775.756.000	1.783.419.965.000	0,642

No	Kode	Tahun	Closing Price	Saham Beredar	EMV	D	EBV+D	EMV+D	Tobin's Q
13	IGAR	2016	520	972.204.500	505.546.340.000	65.716.637.766	439.465.673.296	571.262.977.766	1,300
		2017	378	972.204.500	367.493.301.000	71.075.842.431	513.022.591.574	438.569.143.431	0,855
		2018	384	972.204.500	373.326.528.000	87.283.567.361	570.197.810.698	460.610.095.361	0,808
		2019	340	972.204.500	330.549.530.000	80.669.409.164	617.594.780.669	411.218.939.164	0,666
14	CPIN	2016	3.090	16.398.000.000	50.669.820.000.000	10.047.751.000.000	24.204.994.000.000	60.717.571.000.000	2,508
		2017	3.000	16.398.000.000	49.194.000.000.000	8.819.768.000.000	24.522.593.000.000	58.013.768.000.000	2,366
		2018	7.225	16.398.000.000	118.475.550.000.000	8.253.944.000.000	27.645.118.000.000	126.729.494.000.000	4,584
		2019	6.500	16.398.000.000	106.587.000.000.000	8.281.441.000.000	29.353.041.000.000	114.868.441.000.000	3,913
15	JPFA	2016	1.455	11.430.847.650	16.631.883.330.750	9.878.062.000.000	19.251.026.000.000	26.509.945.330.750	1,377
		2017	1.300	11.434.887.850	14.865.354.205.000	11.293.242.000.000	21.088.870.000.000	26.158.596.205.000	1,240
		2018	2.150	11.735.973.201	25.232.342.382.150	12.823.219.000.000	23.038.028.000.000	38.055.561.382.150	1,652
		2019	1.535	11.733.936.401	18.011.592.375.535	13.736.841.000.000	25.185.009.000.000	31.748.433.375.535	1,261
16	INKP	2016	955	5.470.982.941	5.224.788.708.655	54.542.286.504.000	92.423.556.800.000	59.767.075.212.655	0,647
		2017	5.400	5.470.982.941	29.543.307.881.400	59.835.947.772.000	103.428.629.328.000	89.379.255.653.400	0,864
		2018	11.550	5.470.982.941	63.189.852.968.550	72.107.864.361.000	126.723.419.253.000	135.297.717.329.550	1,068
		2019	7.700	5.470.982.941	42.126.568.645.700	65.226.244.398.000	120.486.444.866.000	107.352.813.043.700	0,891
17	SPMA	2016	194	1.492.046.658	289.457.051.652	1.047.297.000.000	2.158.852.415.950	1.336.754.051.652	0,619
		2017	212	2.114.570.958	448.289.043.096	980.123.000.000	2.175.660.855.114	1.428.412.043.096	0,657
		2018	248	2.114.570.958	524.413.597.584	1.013.266.115.558	2.282.845.632.924	1.537.679.713.142	0,674
		2019	334	2.114.570.958	706.266.699.972	994.592.156.971	2.372.130.750.775	1.700.858.856.943	0,717
18	ASII	2016	8.275	40.483.553.140	335.001.402.233.500	121.949.000.000.000	261.855.000.000.000	456.950.402.233.500	1,745
		2017	8.300	40.483.553.140	336.013.491.062.000	139.317.000.000.000	295.646.000.000.000	475.330.491.062.000	1,608
		2018	8.225	40.483.553.140	332.977.224.576.500	170.348.000.000.000	344.711.000.000.000	503.325.224.576.500	1,460
		2019	6.925	40.483.553.140	280.348.605.494.500	165.195.000.000.000	351.958.000.000.000	445.543.605.494.500	1,266

No	Kode	Tahun	Closing Price	Saham Beredar	EMV	D	EBV+D	EMV+D	Tobin's Q
19	INDS	2016	810	656.249.710	531.562.265.100	409.209.000.000	2.477.272.502.538	940.771.265.100	0,380
		2017	1.260	656.249.710	826.874.634.600	289.798.000.000	2.434.617.337.849	1.116.672.634.600	0,459
		2018	2.220	656.249.710	1.456.874.356.200	288.105.732.114	2.482.337.567.967	1.744.980.088.314	0,703
		2019	2.300	656.249.710	1.509.374.333.000	262.135.613.148	2.834.422.741.208	1.771.509.946.148	0,625
20	INDR	2016	810	654.351.707	530.024.882.670	7.532.631.344.256	11.334.363.640.584	8.062.656.226.926	0,711
		2017	1.250	654.351.707	817.939.633.750	6.988.092.744.180	10.839.869.565.108	7.806.032.377.930	0,720
		2018	5.925	654.351.707	3.877.033.863.975	6.668.665.380.666	11.729.096.865.765	10.545.699.244.641	0,899
		2019	2.430	654.351.707	1.590.074.648.010	5.311.982.595.048	10.475.213.511.270	6.902.057.243.058	0,659
21	BATA	2016	790	1.300.000.000	1.027.000.000.000	247.587.638.000	804.742.917.000	1.274.587.638.000	1,584
		2017	570	1.300.000.000	741.000.000.000	276.382.503.000	855.691.231.000	1.017.382.503.000	1,189
		2018	600	1.300.000.000	780.000.000.000	240.048.866.000	876.856.225.000	1.020.048.866.000	1,163
		2019	660	1.300.000.000	858.000.000.000	209.895.228.000	863.146.554.000	1.067.895.228.000	1,237
22	BIMA	2016	195	436.175.716	85.054.264.620	189.217.000.000	92.041.274.561	274.271.264.620	2,980
		2017	69	436.175.716	30.096.124.404	173.965.000.000	89.327.328.853	204.061.124.404	2,284
		2018	56	436.175.716	24.425.840.096	179.038.284.760	98.190.640.839	203.464.124.856	2,072
		2019	50	436.175.716	21.808.785.800	182.048.878.564	246.536.771.775	203.857.664.364	0,827
23	JECC	2016	3.500	151.200.000	529.200.000.000	1.116.872.000.000	1.587.210.576.000	1.646.072.000.000	1,037
		2017	4.700	151.200.000	710.640.000.000	1.380.624.000.000	1.927.985.352.000	2.091.264.000.000	1,085
		2018	6.650	151.200.000	1.005.480.000.000	1.472.379.829.000	2.081.620.993.000	2.477.859.829.000	1,190
		2019	6.175	151.200.000	933.660.000.000	1.132.622.125.000	1.888.753.850.000	2.066.282.125.000	1,094
24	KBLI	2016	276	2.515.000.000	694.140.000.000	550.077.000.000	1.871.422.416.044	1.244.217.000.000	0,665
		2017	426	2.515.000.000	1.071.390.000.000	1.227.014.000.000	3.013.760.616.985	2.298.404.000.000	0,763
		2018	302	2.515.000.000	759.530.000.000	1.213.840.888.147	3.244.821.647.076	1.973.370.888.147	0,608
		2019	525	2.515.000.000	1.320.375.000.000	1.174.014.083.315	3.556.474.711.037	2.494.389.083.315	0,701

No	Kode	Tahun	Closing Price	Saham Beredar	EMV	D	EBV+D	EMV+D	Tobin's Q
25	KBLM	2016	240	1.064.000.000	255.360.000.000	318.436.000.000	639.091.366.917	573.796.000.000	0,898
		2017	282	1.064.000.000	300.048.000.000	443.770.000.000	1.235.198.847.468	743.818.000.000	0,602
		2018	250	1.064.000.000	266.000.000.000	476.887.194.322	1.298.358.478.375	742.887.194.322	0,572
		2019	304	1.064.000.000	323.456.000.000	436.010.329.994	1.284.437.358.420	759.466.329.994	0,591
26	SCCO	2016	7.275	205.583.400	1.495.619.235.000	1.229.514.818.362	2.449.935.491.586	2.725.134.053.362	1,112
		2017	9.000	205.583.400	1.850.250.600.000	1.286.017.105.712	4.014.244.589.706	3.136.267.705.712	0,781
		2018	8.700	205.583.400	1.788.575.580.000	1.254.447.340.790	4.165.196.478.857	3.043.022.920.790	0,731
		2019	9.175	205.583.400	1.886.227.695.000	1.259.634.682.555	4.400.655.628.146	3.145.862.377.555	0,715
27	VOKS	2016	293	831.120.519	243.518.312.067	999.167.000.000	1.668.210.094.478	1.242.685.312.067	0,745
		2017	312	4.155.602.595	1.296.548.009.640	1.296.044.000.000	2.110.166.496.595	2.592.592.009.640	1,229
		2018	300	4.155.602.595	1.246.680.778.500	1.562.752.955.234	2.485.382.578.010	2.809.433.733.734	1,130
		2019	402	4.155.602.595	1.670.552.243.190	1.918.323.973.420	3.027.942.155.357	3.588.876.216.610	1,185
28	ADES	2016	1.000	589.896.800	589.896.800.000	383.091.000.000	767.479.000.000	972.987.800.000	1,268
		2017	885	589.896.800	522.058.668.000	417.225.000.000	840.236.000.000	939.283.668.000	1,118
		2018	920	589.896.800	542.705.056.000	399.361.000.000	881.275.000.000	942.066.056.000	1,069
		2019	1.045	589.896.800	616.442.156.000	254.438.000.000	822.375.000.000	870.880.156.000	1,059
29	DLTA	2016	5.000	800.659.050	4.003.295.250.000	185.423.000.000	1.197.796.650.000	4.188.718.250.000	3,497
		2017	4.590	800.659.050	3.675.025.039.500	196.197.000.000	1.340.842.765.000	3.871.222.039.500	2,887
		2018	5.500	800.659.050	4.403.624.775.000	239.353.356.000	1.523.517.170.000	4.642.978.131.000	3,048
		2019	6.800	800.659.050	5.444.481.540.000	212.420.390.000	1.425.983.722.000	5.656.901.930.000	3,967
30	INDF	2016	7.925	8.780.426.500	69.584.880.012.500	38.233.092.000.000	82.174.515.000.000	107.817.972.012.500	1,312
		2017	7.625	8.780.426.500	66.950.752.062.500	41.182.764.000.000	87.939.488.000.000	108.133.516.062.500	1,230
		2018	7.450	8.780.426.500	65.414.177.425.000	46.620.996.000.000	96.537.796.000.000	112.035.173.425.000	1,161
		2019	7.925	8.780.426.500	69.584.880.012.500	41.996.071.000.000	96.198.559.000.000	111.580.951.012.500	1,160

No	Kode	Tahun	Closing Price	Saham Beredar	EMV	D	EBV+D	EMV+D	Tobin's Q
31	DVLA	2016	1.755	1.120.000.000	1.965.600.000.000	451.785.946.000	1.531.365.558.000	2.417.385.946.000	1,579
		2017	1.960	1.120.000.000	2.195.200.000.000	524.586.078.000	1.640.886.147.000	2.719.786.078.000	1,658
		2018	1.940	1.120.000.000	2.172.800.000.000	482.559.876.000	1.682.821.739.000	2.655.359.876.000	1,578
		2019	2.250	1.120.000.000	2.520.000.000.000	523.881.726.000	1.829.960.714.000	3.043.881.726.000	1,663
32	TSPC	2016	1.970	4.500.000.000	8.865.000.000.000	1.950.534.206.746	6.585.807.349.438	10.815.534.206.746	1,642
		2017	1.800	4.500.000.000	8.100.000.000.000	2.352.891.899.876	7.434.900.309.021	10.452.891.899.876	1,406
		2018	1.390	4.500.000.000	6.255.000.000.000	2.437.126.989.832	7.869.975.060.326	8.692.126.989.832	1,104
		2019	1.395	4.500.000.000	6.277.500.000.000	2.581.733.610.850	8.372.769.580.743	8.859.233.610.850	1,058
33	TCID	2016	12.500	201.066.667	2.513.333.337.500	401.945.530.776	2.185.101.038.101	2.915.278.868.276	1,334
		2017	17.900	201.066.667	3.599.093.339.300	503.480.853.006	2.361.807.189.430	4.102.574.192.306	1,737
		2018	17.250	201.066.667	3.468.400.005.750	472.680.346.662	2.445.143.511.801	3.941.080.352.412	1,612
		2019	11.000	201.066.667	2.211.733.337.000	532.048.803.777	2.551.192.620.939	2.743.782.140.777	1,075





LAMPIRAN 7
DAFTAR PERHITUNGAN
PROFITABILITAS

No	Kode	Tahun	Laba Bersih	Total Aset	ROA (Rp)
1	INTP	2016	3.870.319.000.000	30.150.580.000.000	12,837
		2017	1.859.818.000.000	28.863.676.000.000	6,443
		2018	1.241.944.000.000	27.788.562.000.000	4,469
		2019	1.835.305.000.000	27.707.749.000.000	6,624
2	SMGR	2016	4.535.036.823.000	44.226.895.982.000	10,254
		2017	2.043.025.914.000	48.963.502.966.000	4,173
		2018	3.085.704.000.000	50.783.836.000.000	6,076
		2019	2.371.233.000.000	79.807.067.000.000	2,971
3	MLIA	2016	9.039.563.000	7.723.578.677.000	0,117
		2017	47.534.072.000	5.186.685.608.000	0,916
		2018	189.082.238.000	5.263.726.099.000	3,592
		2019	126.773.341.000	5.758.102.626.000	2,202
4	TOTO	2016	168.564.583.718	2.581.440.938.262	6,530
		2017	278.935.804.544	2.826.490.815.501	9,869
		2018	346.692.796.102	2.897.119.790.044	11,967
		2019	140.597.500.915	2.918.467.252.139	4,818
5	INAI	2016	35.552.975.244	1.339.032.413.455	2,655
		2017	38.651.704.520	1.213.916.545.120	3,184
		2018	40.463.141.352	1.400.683.598.096	2,889
		2019	33.558.115.185	1.212.894.403.676	2,767
6	TBMS	2016	97.102.039.180	1.743.980.371.700	5,568
		2017	102.743.574.708	2.232.990.437.160	4,601
		2018	92.351.723.121	2.765.207.133.036	3,340
		2019	82.447.553.852	2.140.623.355.296	3,852
7	BUDI	2016	38.624.000.000	2.931.807.000.000	1,317
		2017	45.691.000.000	2.939.456.000.000	1,554
		2018	50.467.000.000	3.392.980.000.000	1,487
		2019	64.021.000.000	2.999.767.000.000	2,134
8	BRPT	2016	3.759.339.056.000	34.538.447.240.000	10,885
		2017	3.791.936.172.000	49.354.388.544.000	7,683
		2018	3.505.357.746.000	101.982.312.171.000	3,437
		2019	1.909.719.380.000	99.843.028.935.000	1,913
9	EKAD	2016	90.685.821.530	702.508.630.708	12,909
		2017	76.195.665.729	796.767.646.172	9,563
		2018	74.045.187.763	853.267.454.400	8,678
		2019	77.402.572.552	968.234.349.565	7,994
10	INCI	2016	9.988.836.259	269.351.381.344	3,708
		2017	16.554.272.131	303.788.390.330	5,449
		2018	16.675.673.703	391.362.697.956	4,261

No	Kode	Tahun	Lab a Bersih	Total Aset	ROA (Rp)
		2019	13.811.736.623	405.445.049.452	3,407
11	SRSN	2016	11.056.051.000	717.149.704.000	1,542
		2017	17.698.567.000	652.726.454.000	2,711
		2018	38.735.092.000	686.777.211.000	5,640
		2019	42.829.128.000	779.246.858.000	5,496
12	AKPI	2016	52.393.857.000	2.615.909.190.000	2,003
		2017	13.333.970.000	2.745.325.833.000	0,486
		2018	64.226.271.000	3.070.410.492.000	2,092
		2019	54.355.268.000	2.776.775.756.000	1,957
13	IGAR	2016	69.305.629.795	439.465.673.296	15,770
		2017	72.376.683.136	513.022.591.574	14,108
		2018	44.672.438.405	570.197.810.698	7,835
		2019	60.836.752.751	617.594.780.669	9,851
14	CPIN	2016	2.251.813.000.000	24.204.994.000.000	9,303
		2017	2.496.787.000.000	24.522.593.000.000	10,182
		2018	4.551.485.000.000	27.645.118.000.000	16,464
		2019	3.632.174.000.000	29.353.041.000.000	12,374
15	JPFA	2016	2.171.608.000.000	19.251.026.000.000	11,280
		2017	1.107.810.000.000	21.088.870.000.000	5,253
		2018	2.253.201.000.000	23.038.028.000.000	9,780
		2019	1.883.857.000.000	25.185.009.000.000	7,480
16	INKP	2016	2.724.216.180.000	92.423.556.800.000	2,948
		2017	5.599.144.536.000	103.428.629.328.000	5,414
		2018	7.476.076.908.000	126.723.419.253.000	5,900
		2019	3.309.313.763.000	120.486.444.866.000	2,747
17	SPMA	2016	81.063.430.679	2.158.852.415.950	3,755
		2017	92.280.117.234	2.175.660.855.114	4,241
		2018	82.232.722.269	2.282.845.632.924	3,602
		2019	131.005.670.940	2.372.130.750.775	5,523
18	ASII	2016	18.302.000.000.000	261.855.000.000.000	6,989
		2017	23.165.000.000.000	295.646.000.000.000	7,835
		2018	27.372.000.000.000	344.711.000.000.000	7,941
		2019	26.621.000.000.000	351.958.000.000.000	7,564
19	INDS	2016	49.556.367.334	2.477.272.502.538	2,000
		2017	113.639.539.901	2.434.617.337.849	4,668
		2018	110.686.883.366	2.482.337.567.967	4,459
		2019	101.465.560.351	2.834.422.741.208	3,580
20	INDR	2016	19.572.785.512	11.334.363.640.584	0,173
		2017	30.606.300.348	10.839.869.565.108	0,282

No	Kode	Tahun	Lab a Bersih	Total Aset	ROA (Rp)
		2018	903.141.493.983	11.729.096.865.765	7,700
		2019	578.646.765.369	10.475.213.511.270	5,524
21	BATA	2016	42.231.663.000	804.742.917.000	5,248
		2017	53.654.376.000	855.691.231.000	6,270
		2018	67.944.867.000	876.856.225.000	7,749
		2019	23.441.338.000	863.146.554.000	2,716
		2016	17.410.120.742	92.041.274.561	18,916
22	BIMA	2017	15.795.652.032	89.327.328.853	17,683
		2018	2.349.855.961	98.190.640.839	2,393
		2019	3.048.600.900	246.536.771.775	1,237
		2016	132.423.161.000	1.587.210.576.000	8,343
23	JECC	2017	83.355.370.000	1.927.985.352.000	4,323
		2018	88.428.879.000	2.081.620.993.000	4,248
		2019	102.517.868.000	1.888.753.850.000	5,428
		2016	334.338.838.592	1.871.422.416.044	17,865
24	KBLI	2017	358.974.051.474	3.013.760.616.985	11,911
		2018	235.651.063.203	3.244.821.647.076	7,262
		2019	394.950.161.188	3.556.474.711.037	11,105
		2016	21.245.022.916	639.091.366.917	3,324
25	KBLM	2017	43.994.949.645	1.235.198.847.468	3,562
		2018	40.675.096.628	1.298.358.478.375	3,133
		2019	38.648.269.147	1.284.437.358.420	3,009
		2016	340.593.630.534	2.449.935.491.586	13,902
26	SCCO	2017	269.730.298.809	4.014.244.589.706	6,719
		2018	253.995.332.656	4.165.196.478.857	6,098
		2019	303.593.922.331	4.400.655.628.146	6,899
		2016	160.045.873.393	1.668.210.094.478	9,594
27	VOKS	2017	166.204.959.339	2.110.166.496.595	7,876
		2018	105.468.744.587	2.485.382.578.010	4,244
		2019	208.249.125.401	3.027.942.155.357	6,878
		2016	55.951.000.000	767.479.000.000	7,290
28	ADES	2017	38.242.000.000	840.236.000.000	4,551
		2018	52.958.000.000	881.275.000.000	6,009
		2019	83.885.000.000	822.375.000.000	10,200
		2016	254.509.268.000	1.197.796.650.000	21,248
29	DLTA	2017	279.772.635.000	1.340.842.765.000	20,865
		2018	338.129.985.000	1.523.517.170.000	22,194
		2019	317.815.177.000	1.425.983.722.000	22,287
		2016	5.266.906.000.000	82.174.515.000.000	6,409
30	INDF	2016	5.266.906.000.000	82.174.515.000.000	6,409

No	Kode	Tahun	Laba Bersih	Total Aset	ROA (Rp)
		2017	5.145.063.000.000	87.939.488.000.000	5,851
		2018	4.961.851.000.000	96.537.796.000.000	5,140
		2019	5.902.729.000.000	96.198.559.000.000	6,136
31	DVLA	2016	152.083.400.000	1.531.365.558.000	9,931
		2017	162.249.293.000	1.640.886.147.000	9,888
		2018	200.651.968.000	1.682.821.739.000	11,924
		2019	221.783.249.000	1.829.960.714.000	12,120
32	TSPC	2016	545.493.536.262	6.585.807.349.438	8,283
		2017	557.339.581.996	7.434.900.309.021	7,496
		2018	540.378.145.887	7.869.975.060.326	6,866
		2019	595.154.912.874	8.372.769.580.743	7,108
33	TCID	2016	162.059.596.347	2.185.101.038.101	7,417
		2017	179.126.382.068	2.361.807.189.430	7,584
		2018	173.049.442.756	2.445.143.511.801	7,077
		2019	145.149.344.561	2.551.192.620.939	5,689





LAMPIRAN 8
DAFTAR TABULASI DATA PENELITIAN

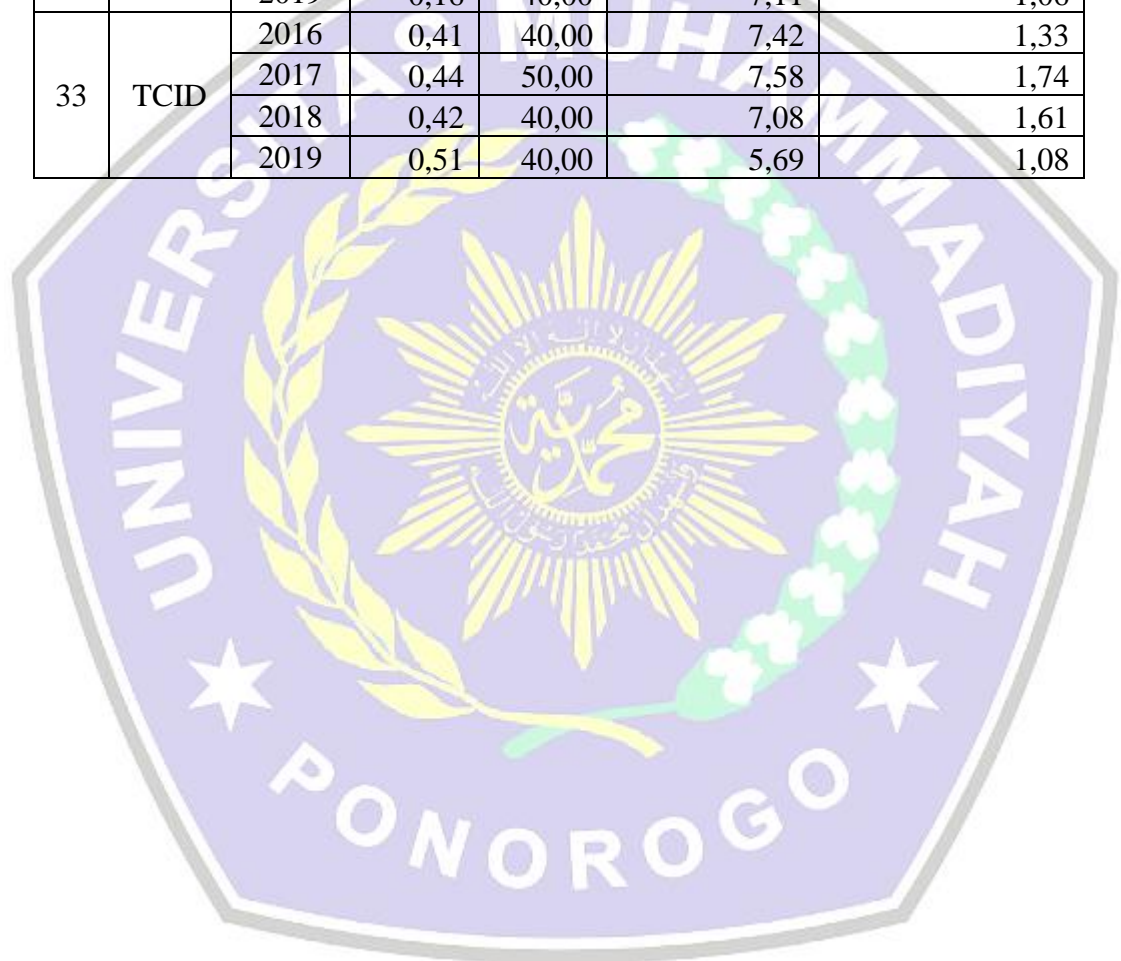
Tabulasi Data Penelitian

No	Kode	Tahun	CSR	GCG	Profitabilitas	Nilai Perusahaan
1	INTP	2016	0,33	42,86	12,84	2,01
		2017	0,37	42,86	6,44	2,95
		2018	0,32	33,33	4,47	2,61
		2019	0,44	33,33	6,62	2,69
2	SMGR	2016	0,27	28,57	10,25	1,54
		2017	0,38	28,57	4,17	1,58
		2018	0,40	28,57	6,08	1,70
		2019	0,30	28,57	2,97	1,44
3	MLIA	2016	0,30	40,00	0,12	0,89
		2017	0,34	40,00	0,92	0,81
		2018	0,31	40,00	3,59	0,88
		2019	0,36	40,00	2,20	0,72
4	TOTO	2016	0,20	40,00	6,53	2,40
		2017	0,23	40,00	9,87	1,89
		2018	0,24	40,00	11,97	1,57
		2019	0,24	40,00	4,82	1,37
5	INAI	2016	0,19	50,00	2,66	0,88
		2017	0,19	50,00	3,18	0,97
		2018	0,19	33,33	2,89	0,97
		2019	0,31	33,33	2,77	0,97
6	TBMS	2016	0,27	40,00	5,57	0,95
		2017	0,36	40,00	4,60	0,93
		2018	0,36	40,00	3,34	0,89
		2019	0,38	40,00	3,85	0,83
7	BUDI	2016	0,23	33,33	1,32	0,74
		2017	0,27	33,33	1,55	0,74
		2018	0,27	33,33	1,49	0,77
		2019	0,27	33,33	2,13	0,73
8	BRPT	2016	0,27	33,33	10,88	0,47
		2017	0,30	33,33	7,68	0,57
		2018	0,37	33,33	3,44	0,70
		2019	0,37	50,00	1,91	1,96
9	EKAD	2016	0,26	50,00	12,91	0,74
		2017	0,26	50,00	9,56	0,78
		2018	0,26	50,00	8,68	0,85
		2019	0,26	50,00	7,99	0,89
10	INCI	2016	0,29	25,00	3,71	0,29
		2017	0,29	25,00	5,45	0,34

No	Kode	Tahun	CSR	GCG	Profitabilitas	Nilai Perusahaan
		2018	0,35	25,00	4,26	0,47
		2019	0,38	25,00	3,41	0,36
11	SRSN	2016	0,26	37,50	1,54	0,86
		2017	0,25	37,50	2,71	0,82
		2018	0,25	37,50	5,64	0,74
		2019	0,25	33,33	5,50	0,83
12	AKPI	2016	0,40	33,33	2,00	0,81
		2017	0,40	33,33	0,49	0,77
		2018	0,41	33,33	2,09	0,75
		2019	0,41	33,33	1,96	0,64
13	IGAR	2016	0,25	33,33	15,77	1,30
		2017	0,23	33,33	14,11	0,85
		2018	0,22	33,33	7,83	0,81
		2019	0,24	33,33	9,85	0,67
14	CPIN	2016	0,23	50,00	9,30	2,51
		2017	0,23	33,33	10,18	2,37
		2018	0,23	33,33	16,46	4,58
		2019	0,23	33,33	12,37	3,91
15	JPFA	2016	0,33	40,00	11,28	1,38
		2017	0,40	50,00	5,25	1,24
		2018	0,45	50,00	9,78	1,65
		2019	0,51	50,00	7,48	1,26
16	INKP	2016	0,33	42,86	2,95	0,65
		2017	0,34	42,86	5,41	0,86
		2018	0,38	42,86	5,90	1,07
		2019	0,40	42,86	2,75	0,89
17	SPMA	2016	0,16	60,00	3,75	0,62
		2017	0,20	60,00	4,24	0,66
		2018	0,20	33,33	3,60	0,67
		2019	0,20	60,00	5,52	0,72
18	ASII	2016	0,33	33,33	6,99	1,75
		2017	0,33	33,33	7,84	1,61
		2018	0,33	30,00	7,94	1,46
		2019	0,33	30,00	7,56	1,27
19	INDS	2016	0,19	33,33	2,00	0,38
		2017	0,19	33,33	4,67	0,46
		2018	0,19	33,33	4,46	0,70
		2019	0,19	33,33	3,58	0,62
20	INDR	2016	0,34	40,00	0,17	0,71
		2017	0,34	40,00	0,28	0,72

No	Kode	Tahun	CSR	GCG	Profitabilitas	Nilai Perusahaan
		2018	0,34	33,33	7,70	0,90
		2019	0,34	33,33	5,52	0,66
21	BATA	2016	0,13	50,00	5,25	1,58
		2017	0,13	50,00	6,27	1,19
		2018	0,13	50,00	7,75	1,16
		2019	0,13	50,00	2,72	1,24
22	BIMA	2016	0,30	66,67	18,92	2,98
		2017	0,30	66,67	17,68	2,28
		2018	0,30	66,67	2,39	2,07
		2019	0,30	66,67	1,24	0,83
23	JECC	2016	0,21	40,00	8,34	1,04
		2017	0,21	40,00	4,32	1,08
		2018	0,21	50,00	4,25	1,19
		2019	0,21	50,00	5,43	1,09
24	KBLI	2016	0,16	40,00	17,87	0,66
		2017	0,16	33,33	11,91	0,76
		2018	0,20	33,33	7,26	0,61
		2019	0,20	50,00	11,11	0,70
25	KBLM	2016	0,24	33,33	3,32	0,90
		2017	0,27	33,33	3,56	0,60
		2018	0,23	66,67	3,13	0,57
		2019	0,26	66,67	3,01	0,59
26	SCCO	2016	0,22	33,33	13,90	1,11
		2017	0,27	33,33	6,72	0,78
		2018	0,27	33,33	6,10	0,73
		2019	0,27	33,33	6,90	0,71
27	VOKS	2016	0,29	28,57	9,59	0,74
		2017	0,31	33,33	7,88	1,23
		2018	0,31	33,33	4,24	1,13
		2019	0,35	28,57	6,88	1,19
28	ADES	2016	0,26	33,33	7,29	1,27
		2017	0,26	33,33	4,55	1,12
		2018	0,26	33,33	6,01	1,07
		2019	0,38	33,33	10,20	1,06
29	DLTA	2016	0,27	40,00	21,25	3,50
		2017	0,31	40,00	20,87	2,89
		2018	0,32	40,00	22,19	3,05
		2019	0,33	40,00	22,29	3,97
30	INDF	2016	0,46	37,50	6,41	1,31
		2017	0,46	37,50	5,85	1,23

No	Kode	Tahun	CSR	GCG	Profitabilitas	Nilai Perusahaan
		2018	0,49	37,50	5,14	1,16
		2019	0,49	37,50	6,14	1,16
31	DVLA	2016	0,19	42,86	9,93	1,58
		2017	0,34	42,86	9,89	1,66
		2018	0,36	42,86	11,92	1,58
		2019	0,37	42,86	12,12	1,66
32	TSPC	2016	0,14	50,00	8,28	1,64
		2017	0,16	60,00	7,50	1,41
		2018	0,16	60,00	6,87	1,10
		2019	0,16	40,00	7,11	1,06
33	TCID	2016	0,41	40,00	7,42	1,33
		2017	0,44	50,00	7,58	1,74
		2018	0,42	40,00	7,08	1,61
		2019	0,51	40,00	5,69	1,08





LAMPIRAN 9
HASIL UJI REGRESI PENELITIAN

Hasil Uji Regresi Penelitian Pertama

Variables Entered/Removed^a

Model	Variables Entered	Variables Removed	Method
1	TX2, TX1 ^b	.	Enter

a. Dependent Variable: TY

b. All requested variables entered.

Model Summary^b

Model	R	R Square	Adjusted R Square	Std. Error of the Estimate	Durbin-Watson
1	,671 ^a	,451	,438	,40314	1,979

a. Predictors: (Constant), LAG_Y, TX1, TX2

b. Dependent Variable: TY

ANOVA^a

Model		Sum of Squares	df	Mean Square	F	Sig.
1	Regression	5,382	2	2,691	10,676	,000 ^b
	Residual	32,514	129	,252		
	Total	37,896	131			

a. Dependent Variable: TY

b. Predictors: (Constant), TX2, TX1

Coefficients^a

Model		Unstandardized Coefficients		Standardized Coefficients	t	Sig.	Collinearity Statistics	
		B	Std. Error	Beta			Tolerance	VIF
1	(Constant)	,183	,284		,644	,520		
	TX1	,073	,036	,175	2,065	,041	,930	1,075
	TX2	36,896	8,140	,383	4,533	,000	,930	1,075

a. Dependent Variable: TY

Collinearity Diagnostics^a

Model	Dimension	Eigenvalue	Condition Index	Variance Proportions		
				(Constant)	TX1	TX2
1	1	2,891	1,000	,00	,01	,00
	2	,094	5,540	,01	,62	,15
	3	,015	13,908	,99	,37	,85

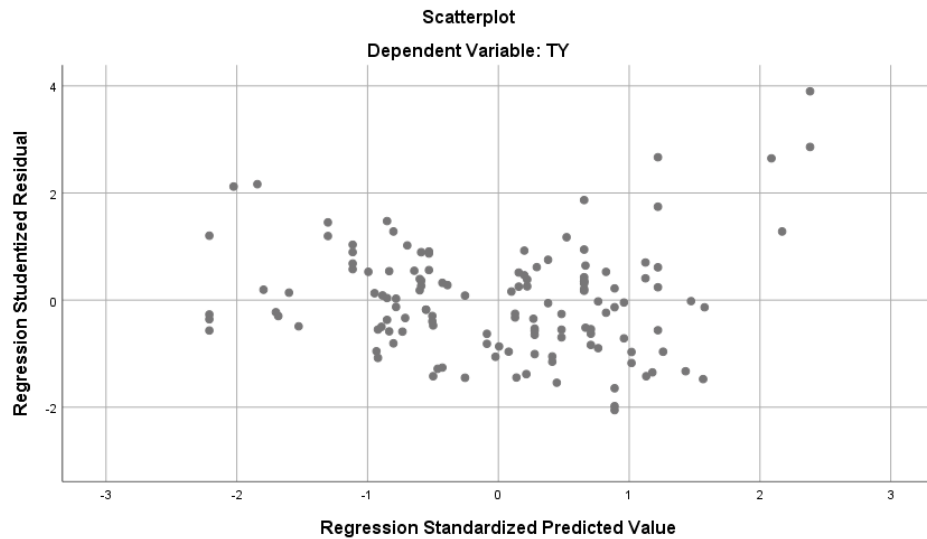
a. Dependent Variable: TY

Residuals Statistics^a

	Minimum	Maximum	Mean	Std. Deviation	N
Predicted Value	,6145	1,5454	1,0624	,20268	132
Std. Predicted Value	-2,210	2,383	,000	1,000	132
Standard Error of Predicted Value	,044	,141	,072	,023	132
Adjusted Predicted Value	,5868	1,4663	1,0610	,20120	132
Residual	-1,02416	1,90288	,00000	,49820	132
Std. Residual	-2,040	3,790	,000	,992	132
Stud. Residual	-2,055	3,899	,001	1,008	132

Deleted Residual	-1,03883	2,01410	,00147	,51393	132
Stud. Deleted Residual	-2,081	4,136	,005	1,022	132
Mahal. Distance	,010	9,339	1,985	2,059	132
Cook's Distance	,000	,296	,011	,032	132
Centered Leverage Value	,000	,071	,015	,016	132

a. Dependent Variable: TY



One-Sample Kolmogorov-Smirnov Test

		Unstandardized Residual
N		132
Normal Parameters ^{a,b}	Mean	,0000000
	Std. Deviation	,49819701
Most Extreme Differences	Absolute	,065
	Positive	,065
	Negative	-,041
Test Statistic		,065
Asymp. Sig. (2-tailed)		,200 ^{c,d}

a. Test distribution is Normal.

b. Calculated from data.

c. Lilliefors Significance Correction.

d. This is a lower bound of the true significance.

Correlations

			TX1	TX2	Unstandardiz ed Residual
Spearman's rho	TX1	Correlation Coefficient	1,000	-,161	,024
		Sig. (2-tailed)	.	,066	,784
		N	132	132	131
	TX2	Correlation Coefficient	-,161	1,000	-,160
		Sig. (2-tailed)	,066	.	,069
		N	132	132	131
	Unstandardized Residual	Correlation Coefficient	,024	-,160	1,000
		Sig. (2-tailed)	,784	,069	.
		N	131	131	131



Hasil Uji Regresi Penelitian Kedua

Variables Entered/Removed^a

Model	Variables Entered	Variables Removed	Method
1	X2_Z, X1, X2, X1_Z ^b	.	Enter

a. Dependent Variable: Y

b. All requested variables entered.

Model Summary^b

Model	R	R Square	Adjusted R Square	Std. Error of the Estimate	Durbin-Watson
1	,739 ^a	,545	,527	,35817	1,950

a. Predictors: (Constant), Lag_Y, X1, X2, X2_Z, X1_Z

b. Dependent Variable: Y

ANOVA^a

Model		Sum of Squares	df	Mean Square	F	Sig.
1	Regression	9,880	4	2,470	12,156	,000 ^b
	Residual	25,806	127	,203		
	Total	35,686	131			

a. Dependent Variable: Y

b. Predictors: (Constant), X2_Z, X1, X2, X1_Z

Coefficients^a

Model		Unstandardized Coefficients		Standardized Coefficients	t	Sig.	Collinearity Statistics	
		B	Std. Error	Beta			Tolerance	VIF
1	(Constant)	1,603	,647		2,477	,015		
	X1	,550	,382	,332	1,438	,153	,434	2,304
	X2	,520	,221	,223	2,351	,020	,638	1,566
	X1_Z	-,103	,207	-,244	-,498	,619	,103	9,717
	X2_Z	-,040	,069	-,249	-,590	,557	,103	9,743

a. Dependent Variable: Y

Collinearity Diagnostics^a

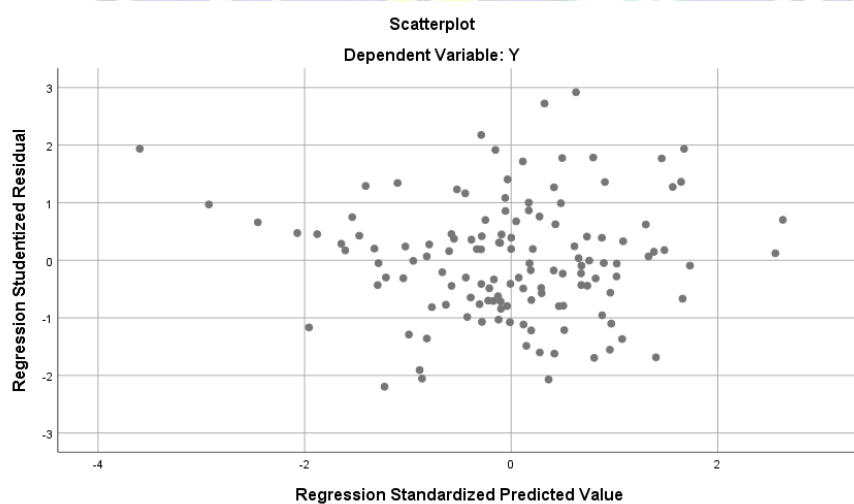
Model	Dimensio n	Eigenvalu e	Condition Index	(Constant)	Variance Proportions			
					X1	X2	X1_Z	X2_Z
1	1	4,683	1,000	,00	,00	,00	,00	,00
	2	,254	4,290	,00	,00	,00	,01	,01
	3	,059	8,930	,01	,04	,00	,02	,03
	4	,003	41,056	,52	,40	,05	,42	,40
	5	,001	61,207	,47	,56	,95	,55	,56

a. Dependent Variable: Y

Residuals Statistics^a

	Minimum	Maximum	Mean	Std. Deviation	N
Predicted Value	-,9224	,7875	,0652	,27463	132
Std. Predicted Value	-3,596	2,630	,000	1,000	132
Standard Error of Predicted Value	,040	,184	,083	,029	132
Adjusted Predicted Value	-1,0701	,7628	,0637	,28169	132
Residual	-,96847	1,28261	,00000	,44384	132
Std. Residual	-2,148	2,845	,000	,985	132
Stud. Residual	-2,196	2,919	,002	1,006	132
Deleted Residual	-1,01162	1,34946	,00148	,46378	132
Stud. Deleted Residual	-2,230	3,010	,003	1,015	132
Mahal. Distance	,032	20,951	3,970	3,943	132
Cook's Distance	,000	,138	,009	,019	132
Centered Leverage Value	,000	,160	,030	,030	132

a. Dependent Variable: Y



One-Sample Kolmogorov-Smirnov Test

		Unstandardized Residual
N		132
Normal Parameters ^{a,b}	Mean	,0000000
	Std. Deviation	,44383850
Most Extreme Differences	Absolute	,073
	Positive	,073
	Negative	-,033
Test Statistic		,073
Asymp. Sig. (2-tailed)		,080 ^c

a. Test distribution is Normal.

b. Calculated from data.

c. Lilliefors Significance Correction.

Correlations

		X1	X2	X1_Z	X2_Z	Unstandar dized Residual	
Spearman's rho	X1	Correlation Coefficient	1,000	-,161	,578**	-,137	,013
		Sig. (2-tailed)	.	,066	,000	,117	,886
		N	132	132	132	132	132
X2		Correlation Coefficient	-,161	1,000	-,146	,211*	,013
		Sig. (2-tailed)	,066	.	,094	,015	,885
		N	132	132	132	132	132
X1_Z		Correlation Coefficient	,578**	-,146	1,000	-,854**	-,048
		Sig. (2-tailed)	,000	,094	.	,000	,581
		N	132	132	132	132	132
X2_Z		Correlation Coefficient	-,137	,211*	-,854**	1,000	,064
		Sig. (2-tailed)	,117	,015	,000	.	,466
		N	132	132	132	132	132
Unstandardized Residual		Correlation Coefficient	,013	,013	-,048	,064	1,000
		Sig. (2-tailed)	,886	,885	,581	,466	.
		N	132	132	132	132	132

** . Correlation is significant at the 0.01 level (2-tailed).

* . Correlation is significant at the 0.05 level (2-tailed).

