



Lampiran 1

Berita Acara



UNIVERSITAS MUHAMMADIYAH PONOROGO
FAKULTAS EKONOMI

Jl. Budi Utomo No. 10 Ponorogo 63471 Jawa Timur Indonesia
Telp (0352) 481124, Fax. (0352) 461796, e-mail : akademik@umpo.ac.id Website : www.umpo.ac.id
Akreditasi Institusi oleh BAN-PT = B
(SK Nomor 169/SK/Akred/PT/IV/2015)

BERITA ACARA BIMBINGAN SKRIPSI

1. Nama Mahasiswa : **TRI WAHYU HANDAYANI**
2. NIM : 16441259
3. Jurusan : Akuntansi S-1
4. Bidang : Akuntansi Sektor Publik
5. Alamat : Ds. Sukosari, Kec. Dagangan, Kab. Madiun
6. Judul Skripsi : Pengaruh Penerimaan Pajak Hotel, Pajak Restoran, Pajak Hiburan dan Pajak Parkir terhadap Penerimaan Pajak Daerah Kota Madiun Periode 2014-2017.
7. Masa Pembimbingan : September 2019 s/d Agustus 2020
8. Tanggal Mengajukan Skripsi :
9. Konsultasi :

Tanggal Disetujui	BAB	Paraf Pembimbing
17-Des-2019	Revisi proposal	
3-Jan-2020	Revisi proposal	
16-Jan-2020	Revisi Proposal	
28-Jan-2020	Revisi Proposal	
31-Jan-2020	ACC	
19-2-2020	Rev. Proposal	
6-3-2020	Rev. Proposal	
13-3-2020	rev - proposal	
15-6-2020	Rev. Proposal	
29-7-2020	ACC. proposal	
10-8-2020	Revisi Bab 1 dan 2	
16-8-2020	ACC Bab 1 dan 2	
26-8-2020	Revisi Bab 1 dan 2	
3-9-2020	ACC Bab 1 dan 2	
27-8-2020	Revisi Bab 3	
7-9-2020	ACC Bab 3 dan Revisi bab 4 & 5	
18-9-2020	ACC Bab 4 dan 5	



UNIVERSITAS MUHAMMADIYAH PONOROGO FAKULTAS EKONOMI

Jl. Budi Utomo No. 10 Ponorogo 63471 Jawa Timur Indonesia
Telp (0352) 481124, Fax. (0352) 461796, e-mail : akademik@umpo.ac.id Website : www.umpo.ac.id
Akreditasi Institusi B oleh BAN-PT
(SK Nomor : 77/SK/BAN-PT/Ak-PPJ/PT/IV/2020)


BERITA ACARA BIMBINGAN SKRIPSI

1. Nama Mahasiswa : **TRI WAHYU HANDAYANI**
2. NIM : 16441259
3. Jurusan : Akuntansi S-1
4. Bidang : Akuntansi Sektor Publik
5. Alamat : Sukosari, Dagangan, Madiun
6. Judul Skripsi : Pengaruh Penerimaan Pajak Hotel, Pajak Restoran, Pajak Hiburan dan Pajak Parkir terhadap Penerimaan Pajak Daerah Kota Madiun Periode 2014-2017
7. Masa Pembimbingan : September 2020 s/d Agustus 2021
8. Tanggal Mengajukan Skripsi :
9. Konsultasi :

Tanggal Disetujui	BAB	Paraf Pembimbing
09-10-2020	Revisi Bab 3 & 4 Ganti tingkat sig. 10%	
18-11-2020	Rev. Bab 11 - Draft	
24-12-2020	ATC Full Draft silahkan mendaftar ujian skripsi dan pemaparan power point.	

Lampiran 2

Surat Ijin Penelitian

 **UNIVERSITAS MUHAMMADIYAH PONOROGO**
FAKULTAS EKONOMI
Jl. Budi Utomo No. 10 Ponorogo 63471 Jawa Timur Indonesia
Telp (0352) 481124, Fax: (0352) 461796, e-mail : akademik@umpo.ac.id Website : www.umpo.ac.id
Akreditasi Institusi oleh BAN-PT = B
(SK Nomor 169/SK/Akred/PT/IV/2015)

Nomor : 241/IV.4/PN/2020
Hal : Permohonan Ijin Penelitian
13 Februari 2020

Kepada :
Yth. Kepala Badan Kesatuan Bangsa dan Politik Kota Madiun
Jl. Mayor Jend. Di Panjaitan No. 17, Banjarejo, Kec. Taman,

Assalaamualaikum Wr. Wb.

Yang bertanda tangan di bawah ini :

Nama : SLAMET SANTOSO, SE, M.Si
NIK : 19701016 199904 12
Jabatan : Wakil Dekan Fakultas Ekonomi
Universitas Muhammadiyah Ponorogo

Menerangkan bahwa mahasiswa :


Nama : TRI WAHYU HANDAYANI
NIM : 16441259
Semester : VII
Jurusan : Akuntansi S-1
No. HP : 081246201332
Lokasi/Objek : Badan Pendapatan Daerah Kota Madiun
Lama Penelitian : 3 Bulan
Bidang : Akuntansi Sektor Publik
Judul Skripsi : Pengaruh Penerimaan Pajak Hotel, Pajak Restoran, Pajak Hiburan,
dan Pajak Parkir terhadap Penerimaan Pajak Daerah Periode
2014 - 2017

Nama tersebut adalah benar-benar mahasiswa Fakultas Ekonomi Universitas Muhammadiyah Ponorogo. Dalam hal ini mohon diberi kesempatan untuk mengadakan penelitian pada Instansi/Perusahaan yang saudara Pimpin guna melaksanakan tugas skripsi.

Demikian atas perhatian dan kerjasamanya, kami sampaikan terima kasih.

Wassalaamualaikum Wr. Wb.

Wakil Dekan,


SLAMET SANTOSO, SE, M.Si
NIK. 19701016 199904 12

Lampiran 3

Hail uji Robustman 1 penghapusan data bernilai ekstrim dari data penerimaan pajak tahun 2014-2019

No.	Bulan	Pajak Hotel (Rp)	Pajak Restoran (Rp)	Pajak Hiburan (Rp)	Pajak Parkir (Rp)	Pajak Daerah (Rp)
1	Januari	150.009.837,00	228.617.871,00	78.881.232,00	13.424.600,00	1800.711.74,00
2	Februari	136.896.139,00	213.903.583,00	73.111.212,00	13.336.600,00	2.763.844.409,00
3	Maret	139.678.988,00	187.532.577,00	44.212.110,00	12.755.500,00	3.039.782.885,00
4	April	153.446.135,00	205.991.123,00	63.001.633,00	10.020.800,00	3.874.423.659,00
5	Mei	138.409.581,00	193.844.550,00	61.309.293,00	22.253.400,00	3.917.708.378,00
6	Juni	157.036.966,00	247.802.625,00	70.987.353,00	18.114.900,00	3.850.328.671,00
7	Juli	154.917.738,00	223.324.473,00	41.270.933,00	21.980.000,00	3.636.489.007,00
8	Agustus	135.584.397,00	272.761.920,00	84.223.122,00	32.471.600,00	4.596.058.114,00
9	September	158.685.169,00	269.386.857,00	103.231.546,00	31.085.600,00	10.870.225.633,00
10	Oktober	212.763.852,00	254.584.974,00	105.336.583,00	31.729.700,00	5.051.766.889,00
11	November	195.047.992,00	273.555.500,00	63.082.639,00	23.320.700,00	4.044.474.298,00
12	Desember	298.467.787,00	420.465.595,00	89.106.400,00	36.524.200,00	6.723.544.899,00
13	Januari	142.091.818,00	409.972.133,00	63.767.749,00	35.736.300,00	2.742.500.822,00
14	Februari	253.447.369,00	415.978.286,00	93.998.206,00	34.869.300,00	3.124.509.185,00
15	Maret	196.830.700,00	349.906.047,00	105.344.664,25	27.745.800,00	4.259.531.444,85
16	April	221.079.149,00	351.378.685,09	62.834.656,75	39.969.700,00	5.446.107.944,04
17	Mei	153.493.416,00	305.431.916,73	59.837.891,75	17.421.700,00	4.481.877.585,48
18	Juni	332.632.706,00	422.825.877,00	67.737.742,25	60.724.700,00	4.551.768.977,25
19	Juli	247.705.489,00	388.186.281,73	83.097.882,00	21.671.600,00	4.270.162.416,73
20	Agustus	299.896.166,00	564.341.753,27	104.038.622,50	92.221.900,00	5.849.925.167,27
21	September	355.631.079,00	461.131.692,91	88.309.991,25	29.951.600,00	10.303.135.279,16
22	Oktober	208.498.599,00	361.747.430,00	90.493.026,00	77.845.600,00	4.148.887.640,54
23	November	318.944.286,00	472.057.220,29	55.311.297,00	94.204.100,00	3.989.355.599,29
24	Desember	313.920.090,00	428.466.672,00	97.727.109,00	74.494.200,00	5.906.268.711,00
25	Januari	329.553.707,00	477.400.079,76	89.733.610,00	86.477.940,00	3.025.001.883,36
26	Februari	242.006.620,00	404.657.650,00	149.975.648,00	77.793.640,00	4.093.681.191,65
27	Maret	258.566.835,00	396.993.034,00	125.618.597,00	69.339.640,00	4.503.064.859,00
28	April	215.682.594,00	379.616.544,45	73.036.884,00	40.106.700,00	6.128.027.073,45
29	Mei	411.279.481,00	485.144.729,82	86.682.903,00	102.810.800,00	5.051.070.421,82
30	Juni	353.891.955,00	446.229.767,00	86.875.356,00	78.949.100,00	4.720.024.657,50
31	Juli	315.467.434,00	419.279.659,00	43.879.691,00	46.064.300,00	4.061.237.503,50
32	Agustus	318.133.589,00	629.244.935,73	87.314.867,00	131.245.500,00	6.402.195.698,23
33	September	251.752.741,00	401.416.946,54	72.341.010,00	41.787.600,00	10.526.005.660,04
34	Oktober	559.260.076,00	530.419.297,00	105.214.935,00	104.986.200,00	5.966.799.614,00
35	November	313.735.908,00	468.435.063,00	153.821.629,00	82.290.433,00	4.359.193.578,25
36	Desember	428.140.100,00	525.863.169,36	122.526.598,00	73.878.200,00	5.220.065.576,56
37	Januari	411.086.649,00	622.489.959,00	130.524.696,00	48.679.100,00	3.707.180.042,00

38	Februari	329.006.132,00	496.961.719,00	135.295.599,00	129.862.834,00	3.819.583.930,12
39	Maret	346.615.140,00	454.024.714,00	73.222.552,00	37.962.000,00	5.518.098.249,20
40	April	316.659.359,00	496.516.160,00	137.780.315,00	174.020.133,00	5.264.382.629,40
41	Mei	512.001.581,00	599.917.035,00	129.736.017,00	97.394.500,00	5.917.689.790,85
42	Juni	388.049.009,00	561.737.063,96	90.551.763,00	104.099.100,00	5.837.324.339,80
43	Juli	457.142.658,00	745.861.400,83	107.834.314,00	161.478.400,00	6.298.905.499,57
44	Agustus	426.739.476,00	669.903.097,73	132.864.077,00	135.465.600,00	7.520.648.340,78
45	September	252.486.962,00	453.122.565,00	86.154.134,00	111.357.000,00	11.070.388.364,00
46	Oktober	578.196.667,00	725.292.418,18	86.171.609,00	114.292.100,00	6.945.369.605,40
47	November	438.620.122,00	638.478.060,01	119.151.601,00	41.744.200,00	6.090.258.251,66
48	Desember	518.112.699,00	719.795.869,06	73.737.186,00	193.433.300,00	7.235.002.542,66
49	Januari	546.705.327,00	821.790.067,54	148.759.052,00	147.665.220,00	4.146.681.003,34
50	Februari	371.247.563,00	641.265.217,37	64.664.387,00	23.783.900,00	5.021.343.288,37
51	Maret	553.947.448,00	636.988.828,73	109.871.300,00	205.475.400,00	6.228.467.077,37
52	April	526.433.760,00	728.881.271,79	87.766.017,00	119.473.100,00	6.740.711.373,70
53	Mei	491.535.251,00	732.811.742,71	89.091.923,00	124.249.600,00	6.937.684.955,04
54	Juni	384.351.972,00	723.740.555,37	40.079.108,00	42.141.800,00	5.263.226.181,37
55	Juli	636.715.401,00	1.075.695.981,64	150.967.125,00	283.771.000,00	10.312.150.210,24
56	Agustus	524.247.194,00	815.106.807,37	96.126.546,00	137.278.300,00	7.332.830.967,37
57	September	458.551.375,00	731.389.220,24	91.362.100,00	125.060.500,00	12.145.666.229,24
58	Oktober	493.565.460,00	736.316.937,45	121.159.475,00	133.380.500,00	7.541.088.391,25
59	November	552.345.049,00	713.328.831,74	98.952.900,00	131.773.200,00	5.239.459.001,54
60	Desember	654.928.276,00	747.771.773,18	94.881.463,00	145.789.700,00	6.545.395.682,58
61	Januari	613.866.137,00	1.030.434.195,10	157.138.534,00	179.574.040,00	5.991.692.941,97
62	Februari	463.347.175,00	835.912.995,33	168.762.858,00	139.773.940,00	5.365.395.252,77
63	Maret	486.950.797,00	817.056.160,10	150.581.756,00	125.120.100,00	6.551.415.052,50
64	April	587.886.403,00	959.187.932,73	227.879.870,00	151.990.900,00	6.273.356.341,73
65	Mei	545.015.717,00	1.055.090.887,80	205.937.343,00	156.991.700,00	8.085.711.079,80
66	Juni	406.953.804,00	967.339.408,89	136.130.900,00	175.419.600,00	6.021.009.710,29
67	Juli	708.234.767,00	1.341.695.019,69	347.880.322,00	178.437.600,00	10.019.081.062,69
68	Agustus	561.571.283,00	1.054.527.396,15	233.332.015,00	177.101.367,00	8.462.072.355,81
69	September	494.523.917,00	1.082.539.111,62	165.905.885,00	148.645.400,00	13.823.522.868,62
70	Oktober	533.171.597,00	1.162.463.615,60	182.625.211,00	149.883.633,00	6.352.158.063,10
71	November	589.471.115,00	1.273.182.539,94	158.393.861,00	170.662.634,00	6.814.709.607,94
72	Desember	635.187.049,00	1.407.275.791,23	197.905.419,00	157.979.100,00	7.317.067.318,23

Keterangan:

: Data yang dihapus karena bernilai ekstrim

Lampiran 4

Hail uji Robustman 2 penghapusan data bernilai ekstrim dari data penerimaan pajak tahun 2014-2019

No.	Bulan	Pajak Hotel (Rp)	Pajak Restoran (Rp)	Pajak Hiburan (Rp)	Pajak Parkir (Rp)	Pajak Daerah (Rp)
1	Januari	150.009.837,00	228.617.871,00	78.881.232,00	13.424.600,00	1.800.711.741,00
2	Februari	136.896.139,00	213.903.583,00	73.111.212,00	13.336.600,00	2.763.844.409,00
3	Maret	139.678.988,00	187.532.577,00	44.212.110,00	12.755.500,00	3.039.782.885,00
4	April	153.446.135,00	205.991.123,00	63.001.633,00	10.020.800,00	3.874.423.659,00
5	Mei	138.409.581,00	193.844.550,00	61.309.293,00	22.253.400,00	3.917.708.378,00
6	Juni	157.036.966,00	247.802.625,00	70.987.353,00	18.114.900,00	3.850.328.671,00
7	Juli	154.917.738,00	223.324.473,00	41.270.933,00	21.980.000,00	3.636.489.007,00
8	Agustus	135.584.397,00	272.761.920,00	84.223.122,00	32.471.600,00	4.596.058.114,00
9	Oktober	212.763.852,00	254.584.974,00	105.336.583,00	31.729.700,00	5.051.766.889,00
10	November	195.047.992,00	273.555.500,00	63.082.639,00	23.320.700,00	4.044.474.298,00
11	Desember	298.467.787,00	420.465.595,00	89.106.400,00	36.524.200,00	6.723.544.899,00
12	Januari	142.091.818,00	409.972.133,00	63.767.749,00	35.736.300,00	2.742.500.822,00
13	Februari	253.447.369,00	415.978.286,00	93.998.206,00	34.869.300,00	3.124.509.185,00
14	Maret	196.830.700,00	349.906.047,00	105.344.664,25	27.745.800,00	4.259.531.444,85
15	April	221.079.149,00	351.378.685,09	62.834.656,75	39.969.700,00	5.446.107.944,04
16	Mei	153.493.416,00	305.431.916,73	59.837.891,75	17.421.700,00	4.481.877.585,48
17	Juni	332.632.706,00	422.825.877,00	67.737.742,25	60.724.700,00	4.551.768.977,25
18	Juli	247.705.489,00	388.186.281,73	83.097.882,00	21.671.600,00	4.270.162.416,73
19	Agustus	299.896.166,00	564.341.753,27	104.038.622,50	92.221.900,00	5.849.925.167,27
20	September	355.631.079,00	461.131.692,91	88.309.991,25	29.951.600,00	10.303.135.279,16
21	Oktober	208.498.599,00	361.747.430,00	90.493.026,00	77.845.600,00	4.148.887.640,54
22	November	318.944.286,00	472.057.220,29	55.311.297,00	94.204.100,00	3.989.355.599,29
23	Desember	313.920.090,00	428.466.672,00	97.727.109,00	74.494.200,00	5.906.268.711,00
24	Januari	329.553.707,00	477.400.079,76	89.733.610,00	86.477.940,00	3.025.001.883,36
25	Februari	242.006.620,00	404.657.650,00	149.975.648,00	77.793.640,00	4.093.681.191,65
26	Maret	258.566.835,00	396.993.034,00	125.618.597,00	69.339.640,00	4.503.064.859,00
27	April	215.682.594,00	379.616.544,45	73.036.884,00	40.106.700,00	6.128.027.073,45
28	Mei	411.279.481,00	485.144.729,82	86.682.903,00	102.810.800,00	5.051.070.421,82
29	Juni	353.891.955,00	446.229.767,00	86.875.356,00	78.949.100,00	4.720.024.657,50
30	Juli	315.467.434,00	419.279.659,00	43.879.691,00	46.064.300,00	4.061.237.503,50
31	Agustus	318.133.589,00	629.244.935,73	87.314.867,00	131.245.500,00	6.402.195.698,23
32	September	251.752.741,00	401.416.946,54	72.341.010,00	41.787.600,00	10.526.005.660,04
33	Oktober	559.260.076,00	530.419.297,00	105.214.935,00	104.986.200,00	5.966.799.614,00
34	November	313.735.908,00	468.435.063,00	153.821.629,00	82.290.433,00	4.359.193.578,25
35	Desember	428.140.100,00	525.863.169,36	122.526.598,00	73.878.200,00	5.220.065.576,56
36	Januari	411.086.649,00	622.489.959,00	130.524.696,00	48.679.100,00	3.707.180.042,00
37	Februari	329.006.132,00	496.961.719,00	135.295.599,00	129.862.834,00	3.819.583.930,12

38	Maret	346.615.140,00	454.024.714,00	73.222.552,00	37.962.000,00	5.518.098.249,20
39	April	316.659.359,00	496.516.160,00	137.780.315,00	174.020.133,00	5.264.382.629,40
40	Mei	512.001.581,00	599.917.035,00	129.736.017,00	97.394.500,00	5.917.689.790,85
41	Juni	388.049.009,00	561.737.063,96	90.551.763,00	104.099.100,00	5.837.324.339,80
42	Juli	457.142.658,00	745.861.400,83	107.834.314,00	161.478.400,00	6.298.905.499,57
43	Agustus	426.739.476,00	669.903.097,73	132.864.077,00	135.465.600,00	7.520.648.340,78
44	Oktober	578.196.667,00	725.292.418,18	86.171.609,00	114.292.100,00	6.945.369.605,40
45	November	438.620.122,00	638.478.060,01	119.151.601,00	41.744.200,00	6.090.258.251,66
46	Desember	518.112.699,00	719.795.869,06	73.737.186,00	193.433.300,00	7.235.002.542,66
47	Januari	546.705.327,00	821.790.067,54	148.759.052,00	147.665.220,00	4.146.681.003,34
48	Februari	371.247.563,00	641.265.217,37	64.664.387,00	23.783.900,00	5.021.343.288,37
49	Maret	553.947.448,00	636.988.828,73	109.871.300,00	205.475.400,00	6.228.467.077,37
50	April	526.433.760,00	728.881.271,79	87.766.017,00	119.473.100,00	6.740.711.373,70
51	Mei	491.535.251,00	732.811.742,71	89.091.923,00	124.249.600,00	6.937.684.955,04
52	Juni	384.351.972,00	723.740.555,37	40.079.108,00	42.141.800,00	5.263.226.181,37
53	Juli	636.715.401,00	1.075.695.981,64	150.967.125,00	283.771.000,00	10.312.150.210,24
54	Agustus	524.247.194,00	815.106.807,37	96.126.546,00	137.278.300,00	7.332.830.967,37
55	Oktober	493.565.460,00	736.316.937,45	121.159.475,00	133.380.500,00	7,541.088.391,25
56	November	552.345.049,00	713.328.831,74	98.952.900,00	131.773.200,00	5.239.459.001,54
57	Desember	654.928.276,00	747.771.773,18	94.881.463,00	145.789.700,00	6.545.395.682,58
58	Januari	613.866.137,00	1.030.434.195,10	157.138.534,00	179.574.040,00	5.991.692.941,97
59	Februari	463.347.175,00	835.912.995,33	168.762.858,00	139.773.940,00	5.365.395.252,77
60	Maret	486.950.797,00	817.056.160,10	150.581.756,00	125.120.100,00	6.551.415.052,50
61	Mei	545.015.717,00	1.055.090.887,80	205.937.343,00	156.991.700,00	8.085.711.079,80
62	Juni	406.953.804,00	967.339.408,89	136.130.900,00	175.419.600,00	6.021.009.710,29
63	Oktober	533.171.597,00	1.162.463.615,60	182.625.211,00	149.883.633,00	6.352.158.063,10

Keterangan:

 : Data yang dihapus karena bernilai ekstrim

Lampiran 5

Data penerimaan pajak daerah 2014-2019 yang telah terbebas dari nilai ekstrim dan digunakan untuk pengolahan data penelitian

No.	Bulan	Pajak Hotel	Pajak Restoran	Pajak Hiburan	Pajak Parkir	Pajak Daerah
1	Januari	150.009.837,00	228.617.871,00	78.881.232,00	13.424.600,00	1.800.711.741,00
2	Februari	136.896.139,00	213.903.583,00	73.111.212,00	13.336.600,00	2.763.844.409,00
3	Maret	139.678.988,00	187.532.577,00	44.212.110,00	12.755.500,00	3.039.782.885,00
4	April	153.446.135,00	205.991.123,00	63.001.633,00	10.020.800,00	3.874.423.659,00
5	Mei	138.409.581,00	193.844.550,00	61.309.293,00	22.253.400,00	3.917.708.378,00
6	Juni	157.036.966,00	247.802.625,00	70.987.353,00	18.114.900,00	3.850.328.671,00
7	Juli	154.917.738,00	223.324.473,00	41.270.933,00	21.980.000,00	3.636.489.007,00
8	Agustus	135.584.397,00	272.761.920,00	84.223.122,00	32.471.600,00	4.596.058.114,00
9	Oktober	212.763.852,00	254.584.974,00	105.336.583,00	31.729.700,00	5.051.766.889,00
10	November	195.047.992,00	273.555.500,00	63.082.639,00	23.320.700,00	4.044.474.298,00
11	Desember	298.467.787,00	420.465.595,00	89.106.400,00	36.524.200,00	6.723.544.899,00
12	Januari	142.091.818,00	409.972.133,00	63.767.749,00	35.736.300,00	2.742.500.822,00
13	Februari	253.447.369,00	415.978.286,00	93.998.206,00	34.869.300,00	3.124.509.185,00
14	Maret	196.830.700,00	349.906.047,00	105.344.664,25	27.745.800,00	4.259.531.444,85
15	April	221.079.149,00	351.378.685,09	62.834.656,75	39.969.700,00	5.446.107.944,04
16	Mei	153.493.416,00	305.431.916,73	59.837.891,75	17.421.700,00	4.481.877.585,48
17	Juni	332.632.706,00	422.825.877,00	67.737.742,25	60.724.700,00	4.551.768.977,25
18	Juli	247.705.489,00	388.186.281,73	83.097.882,00	21.671.600,00	4.270.162.416,73
19	Agustus	299.896.166,00	564.341.753,27	104.038.622,50	92.221.900,00	5.849.925.167,27
20	Oktober	208.498.599,00	361.747.430,00	90.493.026,00	77.845.600,00	4.148.887.640,54
21	November	318.944.286,00	472.057.220,29	55.311.297,00	94.204.100,00	3,989.355.599,29
22	Desember	313.920.090,00	428.466.672,00	97.727.109,00	74.494.200,00	5.906.268.711,00
23	Januari	329.553.707,00	477.400.079,76	89.733.610,00	86.477.940,00	3.025.001.883,36
24	Februari	242.006.620,00	404.657.650,00	149.975.648,00	77.793.640,00	4.093.681.191,65
25	Maret	258.566.835,00	396.993.034,00	125.618.597,00	69.339.640,00	4.503.064.859,00
26	April	215.682.594,00	379.616.544,45	73.036.884,00	40.106.700,00	6.128.027.073,45
27	Mei	411.279.481,00	485.144.729,82	86.682.903,00	102.810.800,00	5.051.070.421,82
28	Juni	353.891.955,00	446.229.767,00	86.875.356,00	78.949.100,00	4.720.024.657,50
29	Juli	315.467.434,00	419.279.659,00	43.879.691,00	46.064.300,00	4.061.237.503,50
30	Agustus	318.133.589,00	629.244.935,73	87.314.867,00	131.245.500,00	6.402.195.698,23
31	Oktober	559.260.076,00	530.419.297,00	105.214.935,00	104.986.200,00	5.966.799.614,00
32	November	313.735.908,00	468.435.063,00	153.821.629,00	82.290.433,00	4.359.193.578,25
33	Desember	428.140.100,00	525.863.169,36	122.526.598,00	73.878.200,00	5.220.065.576,56
34	Januari	411.086.649,00	622.489.959,00	130.524.696,00	48.679.100,00	3.707.180.042,00
35	Februari	329.006.132,00	496.961.719,00	135.295.599,00	129.862.834,00	3.819.583.930,12
36	Maret	346.615.140,00	454,024.714,00	73.222.552,00	37.962.000,00	5.518.098.249,20
37	April	316.659.359,00	496.516.160,00	137.780.315,00	174.020.133,00	5.264.382.629,40

Lampiran 6

Data Penerimaan Pajak Daerah 2014

Bulan	Pajak Hotel (Rp)	Pajak Restoran (Rp)	Pajak Hiburan (Rp)	Pajak Parkir (Rp)	Pajak Reklame (Rp)	PJJ (Rp)	Air Bawah Tanah (Rp)	BPHTB (Rp)	PBB (Rp)	Pajak Daerah (Rp)
Januari	150.009.837,00	228.617.871,00	78.881.232,00	13.424.600,00	181.256.425,00	1.070.636.074,00	20.806.386,00	40.138.425,00	16.940.891,00	1.800.711.741,00
Februari	136.896.13,00	213.903.583,00	73.111.212,00	13.336.600,00	195.820.250,00	1.043.837.241,00	27.106.780,00	1.047.612.755,00	12.219.849,00	2.763.844.409,00
Maret	139.678.988,00	187.532.577,00	44.212.110,00	12.755.500,00	181.053.975,00	1.008.902.842,00	23.509.076,00	876.015.709,00	566.122.108,00	3.039.782.885,00
April	153.446.135,00	205.991.123,00	63.001.633,00	10.020.800,00	194.782.315,00	982.766.034,00	23.013.773,00	721.410.450,00	1.519.991.396,00	3.874.423.659,00
Mei	138.409.581,00	193.844.550,00	61.309.293,00	22.253.400,00	283.067.725,00	1.091.992.138,00	26.576.223,00	1.122.013.314,00	978.242.154,00	3.917.708.378,00
Juni	157.036.966,00	247.802.625,00	70.987.353,00	18.114.900,00	209.213.025,00	1.117.804.559,00	22.688.888,00	1.291.247.530,00	715.432.825,00	3.850.328.671,00
Juli	154.917.738,00	223.324.473,00	41.270.933,00	21.980.000,00	86.764.425,00	1.233.859.980,00	22.496.257,00	1.105.308.912,00	746.566.289,00	3.636.489.007,00
Agustus	135.584.397,00	272.761.920,00	84.223.122,00	32.471.600,00	191.229.200,00	1.225.818.135,00	25.185.095,00	599.593.976,00	2.029.190.669,00	4.596.058.114,00
September	158.685.169,00	269.386.857,00	103.231.546,00	31.085.600,00	238.467.050,00	1.227.476.997,00	22.981.960,00	1.838.922.300,00	6.979.988.154,00	10.870.225.633,00
Oktober	212.763.852,00	254.584.974,00	105.336.583,00	31.729.700,00	267.765.100,00	1.285.341.669,00	23.298.394,00	2.499.093.811,00	371.852.806,00	5.051.766.889,00
November	195.047.992,00	273.555.500,00	63.082.639,00	23.320.700,00	286.547.030,00	1.271.959.285,00	25.263.735,00	1.622.770.662,00	282.926.755,00	4.044.474.298,00
Desember	298.467.787,00	420.465.595,00	89.106.400,00	36.524.200,00	234.345.750,00	1.365.658.360,00	25.169.165,00	4.133.003.315,00	120.804.327,00	6.723.544.899,00
Jumlah Pajak	2.030.944.581,00	2.991.771.648,00	877.754.056,00	267.017.600,00	2.550.312.270,00	13.926.053.314,00	288.095.732,00	16.897.131.159,00	14.340.278.223,00	54.169.358.583,00
Proporsi	3,7%	5,5%	1,6%	0,4%	4,7%	25,7%	0,5%	31,1%	26,4%	100%

Sumber: BAPENDA Kota Madiun (Data Diolah)

Lampiran 7

Data Penerimaan Pajak Daerah 2015

Bulan	Pajak Hotel (Rp)	Pajak Restoran (Rp)	Pajak Hiburan (Rp)	Pajak Parkir (Rp)	Pajak Reklame (Rp)	PJJ (Rp)	Air Bawah Tanah (Rp)	BPHTB (Rp)	PBB (Rp)	Pajak Daerah (Rp)
Januari	142.091.818,00	409.972.133,00	63.767.749,00	35.736.300,00	107.650.000,00	1.351.658.917,00	19.542.710,00	486.641.050,00	125.440.145,00	2.742.500.822,00
Februari	253.447.369,00	415.978.286,00	93.998.206,00	34.869.300,00	139.393.535,00	1.332.439.509,00	26.203.020,00	748.190.038,00	79.989.922,00	3.124.509.185,00
Maret	196.830.700,00	349.906.047,00	105.344.664,25	27.745.800,00	267.501.085,00	1.296.197.976,60	29.211.307,00	946.720.749,00	1.040.073.116,00	4.259.531.444,85
April	221.079.149,00	351.378.685,09	62.834.656,75	39.969.700,00	268.702.125,00	1.187.670.171,54	21.056.892,00	1.370.368.977,66	1.923.047.587,00	5.446.107.944,04
Mei	153.493.416,00	305.431.916,73	59.837.891,75	17.421.700,00	223.556.375,00	1.278.132.886,00	25.007.235,00	1.425.183.547,00	993.812.618,00	4.481.877.585,48
Juni	332.632.706,00	422.825.877,00	67.737.742,25	60.724.700,00	301.742.085,00	1.283.748.254,00	23.706.586,00	1.279.641.165,00	779.009.862,00	4.551.768.977,25
Juli	247.705.489,00	388.186.281,73	83.097.882,00	21.671.600,00	137.282.285,00	1.322.233.286,00	21.327.797,00	1.066.149.801,00	982.507.995,00	4.270.162.416,73
Agustus	299.896.166,00	564.341.753,27	104.038.622,50	92.221.900,00	151.086.600,00	1.300.557.153,50	27.115.590,00	1.322.775.734,00	1.987.891.648,00	5.849.925.167,27
September	355.631.079,00	461.131.692,91	88.309.991,25	29.951.600,00	204.666.760,00	1.301.726.661,00	24.567.357,00	1.642.360.026,00	6.194.790.112,00	10.303.135.279,16
Oktober	208.498.599,00	361.747.430,00	90.493.026,00	77.845.600,00	265.869.055,00	1.339.573.136,54	22.996.740,00	1.061.695.055,00	720.168.999,00	4.148.887.640,54
November	318.944.286,00	472.057.220,29	55.311.297,00	94.204.100,00	253.754.630,00	1.341.831.345,00	27.190.038,00	1.176.011.919,00	250.050.764,00	3.989.355.599,29
Desember	313.920.090,00	428.466.672,00	97.727.109,00	74.494.200,00	318.113.625,00	1.424.027.399,00	24.123.054,00	2.978.651.683,00	246.744.879,00	5.906.268.711,00
Jumlah Pajak	3.044.170.867,00	4.931.423.995,02	972.498.837,75	606.856.500,00	2.639.318.160,00	15.759.796.695,18	292.048.326,00	15.504.389.744,66	15.323.527.647,00	59.074.030.772,61
Proporsi Pajak	5,1%	8,3%	1,6%	1%	4,4%	26,6%	0,4%	26,2%	25,9%	100%

Sumber: BAPENDA Kota Madiun (Data Diolah)

Lampiran 8

Data Penerimaan Pajak Daerah 2016

Bulan	Pajak Hotel (Rp)	Pajak Restoran (Rp)	Pajak Hiburan (Rp)	Pajak Parkir (Rp)	Pajak Reklame (Rp)	PJJ (Rp)	Air Bawah Tanah (Rp)	BPHTB (Rp)	PBB (Rp)	Pajak Daerah (Rp)
Januari	329.553.707,00	477.400.079,76	89.733.610,00	86.477.940,00	148.991.865,00	1.434.959.409,60	24.094.957,00	414.225.650,00	19.564.665,00	3.025.001.883,36
Februari	242.006.620,00	404.657.650,00	149.975.648,00	77.793.640,00	208.943.300,00	1.430.563.361,00	32.693.416,00	1.476.172.398,65	70.875.158,00	4.093.681.191,65
Maret	258.566.835,00	396.993.034,00	125.618.597,00	69.339.640,00	350.596.900,00	1.355.575.879,00	21.620.520,00	872.420.668,00	1.052.332.786,00	4.503.064.859,00
April	215.682.594,00	379.616.544,45	73.036.884,00	40.106.700,00	219.971.750,00	1.261.741.958,00	23.809.186,00	1.263.476.636,00	2.650.584.821,00	6.128.027.073,45
Mei	411.279.481,00	485.144.729,82	86.682.903,00	102.810.800,00	162.946.055,00	1.330.949.491,00	24.873.662,00	1.048.498.693,00	1.397.884.607,00	5.051.070.421,82
Juni	353.891.955,00	446.229.767,00	86.875.356,00	78.949.100,00	180.692.200,00	1.344.029.164,00	26.538.572,50	1.340.354.101,00	862.464.442,00	4.720.024.657,50
Juli	315.467.434,00	419.279.659,00	43.879.691,00	46.064.300,00	97.270.050,00	1.379.439.116,50	22.215.589,00	594.335.938,00	1.143.285.726,00	4.061.237.503,50
Agustus	318.133.589,00	629.244.935,73	87.314.867,00	131.245.500,00	251.786.860,00	1.311.128.037,00	26.767.598,50	1.544.083.529,00	2.102.490.782,00	6.402.195.698,23
September	251.752.741,00	401.416.946,54	72.341.010,00	41.787.600,00	237.199.950,00	1.365.713.930,50	24.601.357,00	1.405.327.615,00	6.725.864.510,00	10.526.005.660,04
Oktober	559.260.076,00	530.419.297,00	105.214.935,00	104.986.200,00	218.512.365,00	1.383.719.667,00	24.876.406,00	1.618.597.756,00	1.421.212.912,00	5.966.799.614,00
November	313.735.908,00	468.435.063,00	153.821.629,00	82.290.433,00	212.523.465,00	1.411.880.510,25	23.171.873,00	1.451.479.927,00	241.854.770,00	4.359.193.578,25
Desember	428.140.100,00	525.863.169,36	122.526.598,00	73.878.200,00	340.177.917,50	1.433.469.682,25	24.399.852,00	2.049.749.190,45	221.860.867,00	5.220.065.576,56
Jumlah Pajak	3.997.471.040,00	5.564.700.875,66	1.197.021.728,00	935.730.053,00	2.629.612.677,50	16.443.170.206,10	299.662.989,00	15.078.722.102,10	17.910.276.046,00	64.056.367.717,36
Proporsi Pajak	6,2%	8,6%	1,8%	1,4%	4,1%	25,6%	0,4%	23,5%	27,9%	100%

Sumber: BAPENDA Kota Madiun (Data Diolah)

Lampiran 9

Data Penerimaan Pajak Daerah 2017

Bulan	Pajak Hotel (Rp)	Pajak Restoran (Rp)	Pajak Hiburan (Rp)	Pajak Parkir (Rp)	Pajak Reklame (Rp)	PJJ (Rp)	Air Bawah Tanah (Rp)	BPHTB (Rp)	PBB (Rp)	Pajak Daerah (Rp)
Januari	411.086.649,00	622.489.959,00	130.524.696,00	48.679.100,00	170.677.475,00	1.405.558.262,00	25.364.763,00	666.114.167,00	226.684.971,00	3.707.180.042,00
Februari	329.006.132,00	496.961.719,00	135.295.599,00	129.862.834,00	225.842.360,00	1.440.023.121,12	28.095.058,00	953.105.951,00	81.391.156,00	3.819.583.930,12
Maret	346.615.140,00	454.024.714,00	73.222.552,00	37.962.000,00	208.891.400,00	1.401.034.010,00	24.270.091,20	1.639.875.200,00	1.332.203.142,00	5.518.098.249,20
April	316.659.359,00	496.516.160,00	137.780.315,00	174.020.133,00	185.427.290,00	1.357.881.987,00	24.410.174,40	1.215.283.896,00	1.356.403.315,00	5.264.382.629,40
Mei	512.001.581,00	599.917.035,00	129.736.017,00	97.394.500,00	294.049.123,00	1.537.768.602,25	25.338.834,60	1.183.178.303,00	1.538.305.795,00	5.917.689.790,85
Juni	388.049.009,00	561.737.063,96	90.551.763,00	104.099.100,00	134.536.990,00	1.567.998.529,84	22.473.386,00	1.551.216.670,00	1.416.661.828,00	5.837.324.339,80
Juli	457.142.658,00	745.861.400,83	107.834.314,00	161.478.400,00	225.780.450,00	1.635.657.663,00	25.558.437,74	1.265.002.336,00	1.674.589.840,00	6.298.905.499,57
Agustus	426.739.476,00	669.903.097,73	132.864.077,00	135.465.600,00	151.500.100,00	1.606.160.467,25	27.503.342,80	2.222.199.687,00	2.148.312.493,00	7.520.648.340,78
September	252.486.962,00	453.122.565,00	86.154.134,00	111.357.000,00	167.016.335,00	1.607.211.910,00	23.384.447,00	2.276.098.394,00	6.093.556.617,00	11.070.388.364,00
Oktober	578.196.667,00	725.292.418,18	86.171.609,00	114.292.100,00	175.835.280,00	1.599.144.127,42	25.857.955,80	1.451.789.888,00	2.188.789.560,00	6.945.369.605,40
November	438.620.122,00	638.478.060,01	119.151.601,00	41.744.200,00	418.482.700,00	1.645.556.492,25	26.993.486,40	2.519.528.785,00	241.702.805,00	6.090.258.251,66
Desember	518.112.699,00	719.795.869,06	73.737.186,00	193.433.300,00	416.943.200,00	1.699.219.809,00	23.580.148,60	3.432.570.501,00	157.609.830,00	7.235.002.542,66
Jumlah Pajak	4.974.716.454,00	7.184.100.061,77	1.303.023.863,00	1.349.788.267,00	2.774.982.703,00	18.503.214.981,13	302.830.125,54	20.375.963.778,00	18.456.211.352,00	75.224.831.585,44
Porposi Pajak	6,6%	9,5%	1,7%	1,7%	3,6%	24,5%	0,4%	27%	24,5%	100%

Sumber: BAPENDA Kota Madiun (Data Diolah)

Lampiran 10

Data Penerimaan Pajak Daerah 2018

Bulan	Pajak Hotel (Rp)	Pajak Restoran (Rp)	Pajak Hiburan (Rp)	Pajak Parkir (Rp)	Pajak Reklame (Rp)	PJJ (Rp)	Air Bawah Tanah (Rp)	BPHTB (Rp)	PBB (Rp)	Pajak Daerah (Rp)
Januari	546.705.327,00	821.790.067,54	148.759.052,00	147.665.220,00	168.410.650,00	1.627.405.947,00	26.398.875,80	593.860.747,00	65.685.117,00	4.146.681.003,34
Februari	371.247.563,00	641.265.217,37	64.664.387,00	23.783.900,00	205.019.652,00	1.624.352.398,00	25.774.457,00	1.574.632.886,00	490.602.828,00	5.021.343.288,37
Maret	553.947.448,00	636.988.828,73	109.871.300,00	205.475.400,00	289.289.175,00	1.584.326.414,64	26.819.029,00	1.459.445.097,00	1.362.304.385,00	6.228.467.077,37
April	526.433.760,00	728.881.271,79	87.766.017,00	119.473.100,00	247.330.385,00	1.509.005.553,00	24.592.585,91	1.925.735.271,00	1.571.493.430,00	6.740.711.373,70
Mei	491.535.251,00	732.811.742,71	89.091.923,00	124.249.600,00	243.422.238,33	1.657.553.908,00	27.221.227,00	1.896.125.010,00	1.675.674.055,00	6.937.684.955,04
Juni	384.351.972,00	723.740.555,37	40.079.108,00	42.141.800,00	117.766.612,00	1.691.553.384,00	22.458.362,00	1.557.573.455,00	683.560.933,00	5.263.226.181,37
Juli	636.715.401,00	1.075.695.981,64	150.967.125,00	283.771.000,00	267.107.297,00	1.688.124.492,00	28.172.387,60	2.802.151.296,00	3.379.445.230,00	10.312.150.210,24
Agustus	524.247.194,00	815.106.807,37	96.126.546,00	137.278.300,00	191.330.257,00	1.675.845.489,00	26.059.700,00	1.878.570.244,00	1.988.266.430,00	7.332.830.967,37
September	458.551.375,00	731.389.220,24	91.362.100,00	125.060.500,00	193.858.087,00	1.601.472.835,00	25.253.997,00	1.551.447.664,00	7.367.270.451,00	12.145.666.229,24
Oktober	493.565.460,00	736.316.937,45	121.159.475,00	133.380.500,00	234.769.918,00	1.605.876.404,00	30.895.982,80	2.661.473.670,00	1.523.650.044,00	7.541.088.391,25
November	552.345.049,00	713.328.831,74	98.952.900,00	131.773.200,00	234.012.025,00	1.676.793.998,00	25.249.119,80	1.586.100.807,00	220.903.071,00	5.239.459.001,54
Desember	654.928.276,00	747.771.773,18	94.881.463,00	145.789.700,00	394.327.690,00	1.779.976.276,00	25.849.887,40	2.477.515.761,00	224.354.856,00	6.545.395.682,58
Jumlah Pajak	6.194.574.076,00	9.105.087.235,13	1.193.681.396,00	1.619.842.220,00	2.786.643.986,33	19.722.287.098,64	314.745.611,31	21.964.631.908,00	20.553.210.830,00	83.454.704.361,41
Proporsi Pajak	7,4%	10,9%	1,9%	1,9%	3,3%	23,6%	0,3%	26,3%	24,6%	100%

Sumber: BAPENDA Kota Madiun (Data Diolah)

Lampiran 11

Data Penerimaan Pajak Daerah 2019 (Rp)

Bulan	Pajak Hotel (Rp)	Pajak Restoran (Rp)	Pajak Hiburan (Rp)	Pajak Parkir (Rp)	Pajak Reklame (Rp)	PJJ (Rp)	Air Bawah Tanah (Rp)	BPHTB (Rp)	PBB (Rp)	Pajak Daerah (Rp)
Januari	613.866.137,00	1.030.434.195,10	157.138.534,00	179.574.040,00	311.017.951,87	1.768.446.255,00	32.215.057,00	1.788.141.613,00	110.859.159,00	5.991.692.941,97
Februari	463.347.175,00	835.912.995,33	168.762.858,00	139.773.940,00	172.681.860,00	1.760.862.089,64	24.503.197,80	1.642.831.766,00	156.719.371,00	5.365.395.252,77
Maret	486.950.797,00	817.056.160,10	150.581.756,00	125.120.100,00	224.605.503,00	1.694.860.878,00	26.035.899,40	1.895.621.936,00	1.130.582.023,00	6.551.415.052,50
April	587.886.403,00	959.187.932,73	227.879.870,00	151.990.900,00	166.674.350,00	1.574.164.733,00	30.183.556,00	1.148.313.404,00	1.427.075.193,00	6.273.356.341,73
Mei	545.015.717,00	1.055.090.887,80	205.937.343,00	156.991.700,00	152.168.480,00	1.707.957.406,00	25.371.385,00	2.043.823.843,00	2.193.354.318,00	8.085.711.079,80
Juni	406.953.804,00	967.339.408,89	136.130.900,00	175.419.600,00	66.235.100,00	1.780.089.067,00	24.819.184,00	925.244.614,40	1.538.778.032,00	6.021.009.710,29
Juli	708.234.767,00	1.341.695.019,69	347.880.322,00	178.437.600,00	76.746.900,00	1.740.369.223,00	31.067.632,00	2.700.990.915,00	2.893.658.684,00	10.019.081.062,69
Agustus	561.571.283,00	1.054.527.396,15	233.332.015,00	177.101.367,00	17.530.750,00	1.635.427.076,00	25.364.292,00	2.392.624.718,66	2.364.593.458,00	8.462.072.355,81
September	494.523.917,00	1.082.539.111,62	165.905.885,00	148.645.400,00	57.163.500,00	1.639.191.737,00	26.437.840,00	2.399.799.329,00	7.809.316.149,00	13.823.522.868,62
Oktober	533.171.597,00	1.162.463.615,60	182.625.211,00	149.883.633,00	174.339.000,00	1.670.246.744,00	27.900.084,00	1.866.381.525,50	585.146.653,00	6.352.158.063,10
November	589.471.115,00	1.273.182.539,94	158.393.861,00	170.662.634,00	181.401.790,00	2.275.206.636,00	28.370.755,00	1.902.709.308,00	235.310.969,00	6.814.709.607,94
Desember	635.187.049,00	1.407.275.791,23	197.905.419,00	157.979.100,00	236.808.450,00	1.381.081.245,00	27.733.247,00	3.046.632.168,00	226.464.849,00	7.317.067.318,23
Jumlah Pajak	6.626.179.761,00	12.986.705.054,18	2.332.473.974,00	1.911.580.014,00	1.837.373.634,87	20.957.905.218,84	330.002.129,20	23.753.115.140,56	20.671.858.858,00	91.077.191.655,45
Prorposisi Pajak	7,2%	14,2%	2,5%	2%	2,01%	23%	0,3%	26%	22,6%	100%

Sumber: BAPENDA Kota Madiun (Data Diolah)

Lampiran 12
Hasil Output SPSS

DESCRIPTIVES VARIABLES=X1 X2 X3 X4 Y
 /STATISTICS=MEAN STDDEV MIN MAX.

1. Statistik Deskriptif
Descriptives

[DataSet0]

Descriptive Statistics

	N	Minimum	Maximum	Mean	Std. Deviation
Pajak Hotel	72	135584397.0	708234767.0	373167455.3	158125503.6
Pajak Restoran	72	187532577.0	1407275791	593941512.1	291055779.2
Pajak Hiburan	72	40079108.00	347880322.0	109395192.4	51468664.70
Pajak Parkir	72	10020800.00	283771000.0	92927981.31	60631161.33
Pajak Daerah	72	1800711741	1.38E+10	5931340065	2335828798
Valid N (listwise)	72				

REGRESSION
 /MISSING LISTWISE
 /STATISTICS COEFF OUTS R ANOVA
 /CRITERIA=PIN(.05) POUT(.10)
 /NOORIGIN
 /DEPENDENT Y
 /METHOD=ENTER X1 X2 X3 X4
 /SAVE RESID.

Regression

Variables Entered/Removed^a

Model	Variables Entered	Variables Removed	Method
1	Pajak Parkir, Pajak Hiburan, Pajak Hotel, Pajak Restoran ^b	.	Enter

a. Dependent Variable: Pajak Daerah

b. All requested variables entered.

Model Summary^b

Model	R	R Square	Adjusted R Square	Std. Error of the Estimate
1	.523 ^a	.273	.230	2049800450

a. Predictors: (Constant), Pajak Parkir, Pajak Hiburan, Pajak Hotel, Pajak Restoran

b. Dependent Variable: Pajak Daerah

ANOVA^a

Model		Sum of Squares	df	Mean Square	F	Sig.
1	Regression	1.059E+20	4	2.647E+19	6.299	.000 ^b
	Residual	2.815E+20	67	4.202E+18		
	Total	3.874E+20	71			

a. Dependent Variable: Pajak Daerah

b. Predictors: (Constant), Pajak Parkir, Pajak Hiburan, Pajak Hotel, Pajak Restoran

Coefficients^a

Model		Unstandardized Coefficients		Standardized Coefficients	t	Sig.
		B	Std. Error	Beta		
1	(Constant)	3588839369	700230808.5		5.125	.000
	Pajak Hotel	-.215	3.594	-.015	-.060	.952
	Pajak Restoran	3.201	2.159	.399	1.483	.143
	Pajak Hiburan	-1.087	7.191	-.024	-.151	.880
	Pajak Parkir	6.895	7.393	.179	.933	.354

a. Dependent Variable: Pajak Daerah

Residuals Statistics^a

	Minimum	Maximum	Mean	Std. Deviation	N
Predicted Value	4198880768	8830481408	5931340065	1221117833	72
Residual	-2811194112	6351209984	.00000	1991222592	72
Std. Predicted Value	-1.419	2.374	.000	1.000	72
Std. Residual	-1.371	3.098	.000	.971	72

a. Dependent Variable: Pajak Daerah

2. Uji Normalitas 1

NPAR TESTS

/K-S(NORMAL) =RES_1

/MISSING ANALYSIS.

NPar Tests

One-Sample Kolmogorov-Smirnov Test

		Unstandardized Residual
N		72
Normal Parameters ^{a,b}	Mean	.0000030
	Std. Deviation	1991222592
Most Extreme Differences	Absolute	.205
	Positive	.205
	Negative	-.098
Test Statistic		.205
Asymp. Sig. (2-tailed)		.000 ^c

- a. Test distribution is Normal.
- b. Calculated from data.
- c. Lilliefors Significance Correction.

NPAR TESTS

/K-S(NORMAL)=X1 X2 X3 X4 Y
/MISSING ANALYSIS.

NPar Tests

One-Sample Kolmogorov-Smirnov Test

		Pajak Hotel	Pajak Restoran	Pajak Hiburan
N		72	72	72
Normal Parameters ^{a,b}	Mean	373167455.3	593941512.1	109395192.4
	Std. Deviation	158125503.6	291055779.2	51468664.70
Most Extreme Differences	Absolute	.085	.131	.156
	Positive	.085	.131	.156
	Negative	-.084	-.081	-.098
Test Statistic		.085	.131	.156
Asymp. Sig. (2-tailed)		.200 ^{c,d}	.004 ^c	.000 ^c

One-Sample Kolmogorov-Smirnov Test

		Pajak Parkir	Pajak Daerah
N		72	72
Normal Parameters ^{a,b}	Mean	92927981.31	5931340065
	Std. Deviation	60631161.33	2335828798
Most Extreme Differences	Absolute	.146	.124
	Positive	.146	.124
	Negative	-.086	-.080
Test Statistic		.146	.124
Asymp. Sig. (2-tailed)		.001 ^c	.008 ^c

- a. Test distribution is Normal.
- b. Calculated from data.
- c. Lilliefors Significance Correction.
- d. This is a lower bound of the true significance.

```
EXAMINE VARIABLES=X1 X2 X3 X4 Y
/PLOT BOXPLOT STEMLEAF
/COMPARE GROUPS
/STATISTICS DESCRIPTIVES EXTREME
/CINTERVAL 95
/MISSING LISTWISE
/NOTOTAL.
```

Explore

Case Processing Summary

	Cases					
	Valid		Missing		Total	
	N	Percent	N	Percent	N	Percent
Pajak Hotel	72	100.0%	0	0.0%	72	100.0%
Pajak Restoran	72	100.0%	0	0.0%	72	100.0%
Pajak Hiburan	72	100.0%	0	0.0%	72	100.0%
Pajak Parkir	72	100.0%	0	0.0%	72	100.0%
Pajak Daerah	72	100.0%	0	0.0%	72	100.0%

Descriptives

		Statistic	Std. Error	
Pajak Hotel	Mean	373167455.3	18635269.31	
	95% Confidence Interval for Mean	Lower Bound	336009783.6	
		Upper Bound	410325126.9	
	5% Trimmed Mean	370252601.8		
	Median	354761517.0		
	Variance	2.500E+16		
	Std. Deviation	158125503.6		
	Minimum	1.36E+8		
	Maximum	7.08E+8		
	Range	572650370.0		
	Interquartile Range	273153582.3		
	Skewness	.119	.283	
	Kurtosis	-1.105	.559	
Pajak Restoran	Mean	593941512.1	34301252.53	
	95% Confidence Interval for Mean	Lower Bound	525546757.1	
		Upper Bound	662336267.1	
	5% Trimmed Mean	576056280.1		
	Median	511412444.2		
	Variance	8.471E+16		
	Std. Deviation	291055779.2		
	Minimum	1.88E+8		
	Maximum	1.41E+9		
	Range	1219743214		
	Interquartile Range	337341626.6		
	Skewness	.854	.283	
	Kurtosis	.250	.559	
Pajak Hiburan	Mean	109395192.4	6065640.304	
	95% Confidence Interval for Mean	Lower Bound	97300649.17	
		Upper Bound	121489735.7	
	5% Trimmed Mean	104815466.7		
	Median	94439834.50		
	Variance	2.649E+15		
	Std. Deviation	51468664.70		
	Minimum	4.01E+7		
	Maximum	3.48E+8		
	Range	307801214.0		
	Interquartile Range	61336508.00		
	Skewness	1.864	.283	
	Kurtosis	5.687	.559	

Descriptives

		Statistic	Std. Error	
Pajak Parkir	Mean	92927981.31	7145450.889	
	95% Confidence Interval for Mean	Lower Bound	78680356.90	
		Upper Bound	107175605.7	
	5% Trimmed Mean	90373809.72		
	Median	89349920.00		
	Variance	3.676E+15		
	Std. Deviation	60631161.33		
	Minimum	1.00E+7		
	Maximum	2.84E+8		
	Range	273750200.0		
	Interquartile Range	103216755.0		
	Skewness	.495	.283	
	Kurtosis	-.268	.559	
	Pajak Daerah	Mean	5931340065	275280063.8
95% Confidence Interval for Mean		Lower Bound	5382447207	
		Upper Bound	6480232922	
5% Trimmed Mean		5777356693		
Median		5677711295		
Variance		5.456E+18		
Std. Deviation		2335828798		
Minimum		1.80E+9		
Maximum		1.38E+10		
Range		1.20E+10		
Interquartile Range		2619661458		
Skewness		1.177	.283	
Kurtosis		1.579	.559	

Extreme Values

			Case Number	Value
Pajak Hotel	Highest	1	67	7.08E+8
		2	60	6.55E+8
		3	55	6.37E+8
		4	72	6.35E+8
		5	61	6.14E+8
	Lowest	1	8	1.36E+8
		2	2	1.37E+8
		3	5	1.38E+8
		4	3	1.40E+8
		5	13	1.42E+8
Pajak Restoran	Highest	1	72	1.41E+9
		2	67	1.34E+9
		3	71	1.27E+9
		4	70	1.16E+9
		5	69	1.08E+9
	Lowest	1	3	1.88E+8
		2	5	1.94E+8
		3	4	2.06E+8
		4	2	2.14E+8
		5	7	2.23E+8
Pajak Hiburan	Highest	1	67	3.48E+8
		2	68	2.33E+8
		3	64	2.28E+8
		4	65	2.06E+8
		5	72	1.98E+8
	Lowest	1	54	4.01E+7
		2	7	4.13E+7
		3	31	4.39E+7
		4	3	4.42E+7
		5	23	5.53E+7
Pajak Parkir	Highest	1	55	2.84E+8
		2	51	2.05E+8
		3	48	1.93E+8
		4	61	1.80E+8
		5	67	1.78E+8
	Lowest	1	4	1.00E+7
		2	3	1.28E+7
		3	2	1.33E+7

Extreme Values

		Case Number	Value	
	4	1	1.34E+7	
	5	17	1.74E+7	
Pajak Daerah	Highest	1	69	1.38E+10
		2	57	1.21E+10
		3	45	1.11E+10
		4	9	1.09E+10
		5	33	1.05E+10
	Lowest	1	1	1.80E+9
		2	13	2.74E+9
		3	2	2.76E+9
		4	25	3.03E+9
		5	3	3.04E+9


Pajak Hotel

Pajak Hotel Stem-and-Leaf Plot

Frequency	Stem &	Leaf
13.00	1 .	3333455555599
12.00	2 .	011244555599
15.00	3 .	111111223455788
13.00	4 .	0112235568999
14.00	5 .	11223445556788
4.00	6 .	1335
1.00	7 .	0

Stem width: 1.0E+008

Each leaf: 1 case(s)



Pajak Restoran

Pajak Restoran Stem-and-Leaf Plot

Frequency	Stem & Leaf
2.00	1 . 89
9.00	2 . 012245677
7.00	3 . 0456789
18.00	4 . 000112224556677899
5.00	5 . 23669
6.00	6 . 223346
10.00	7 . 1122233344
4.00	8 . 1123
2.00	9 . 56
5.00	10 . 35578


```


1.00      11 . 6
3.00 Extremes      (>=1E+009)

```

```

Stem width: 1.0E+008
Each leaf:   1 case(s)

```



Pajak Hiburan

Pajak Hiburan Stem-and-Leaf Plot

Frequency	Stem &	Leaf
4.00	0 .	4444
36.00	0 .	556666666777777788888888888899999999
19.00	1 .	0000000122223333344

```


9.00      1 . 555556689
1.00      2 . 0
3.00 Extremes    (>=227879870)

```

```

Stem width: 1.0E+008
Each leaf:   1 case(s)

```



Pajak Parkir

Pajak Parkir Stem-and-Leaf Plot

```

Frequency   Stem & Leaf
27.00      0 . 11111122222233333333444444
12.00      0 . 667777788999

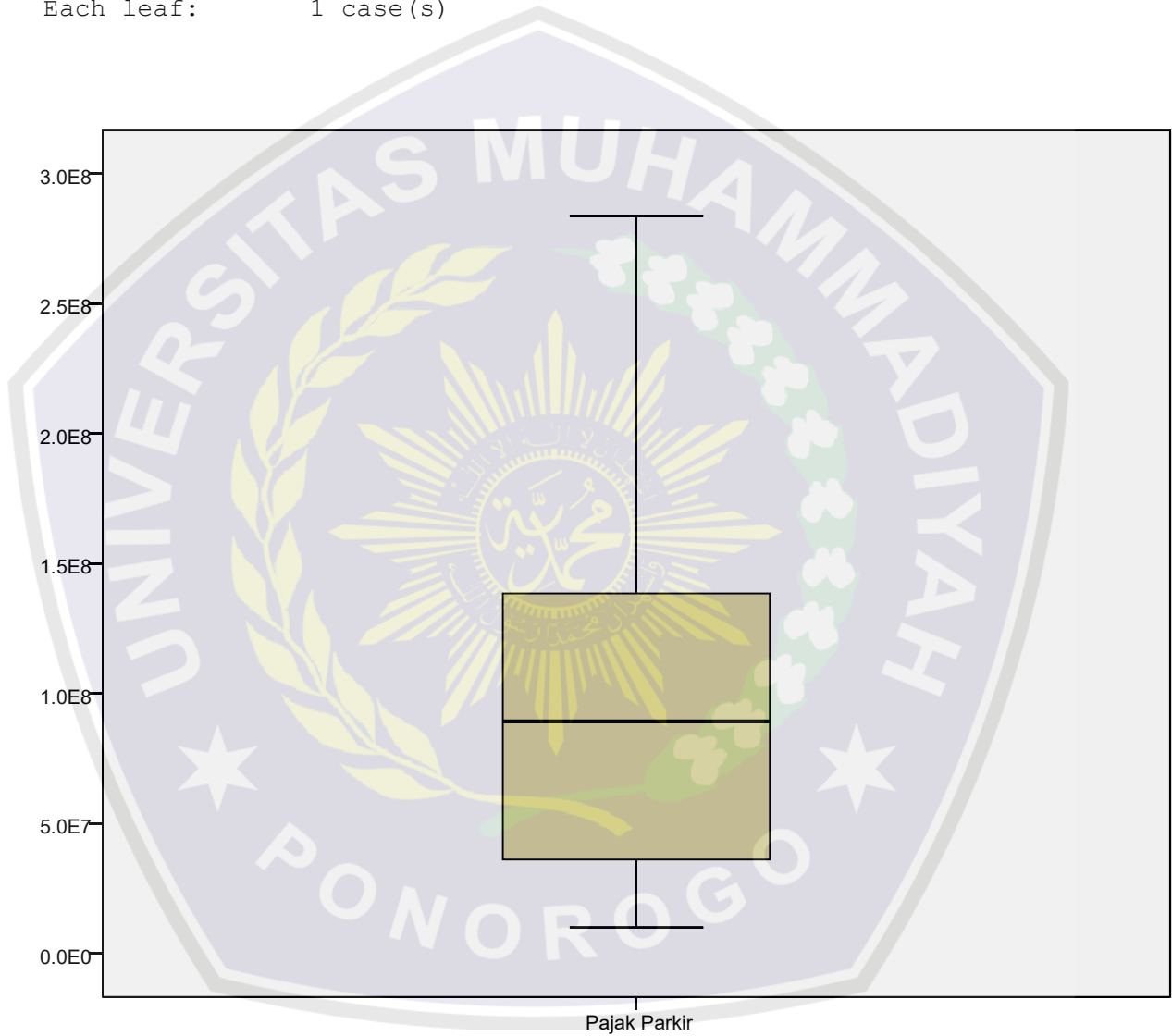
```

```

20.00      1 . 00011122223333334444
11.00      1 . 55567777779
 1.00      2 . 0
 1.00      2 . 8

```

Stem width: 1.0E+008
Each leaf: 1 case(s)



Pajak Daerah

Pajak Daerah Stem-and-Leaf Plot

```

Frequency   Stem & Leaf
          1.00      1 . 8

```

```


2.00      2 . 77
10.00     3 . 0016788899
13.00     4 . 0001122345557
16.00     5 . 0002222345889999
15.00     6 . 001222345577899
5.00      7 . 23355
2.00      8 . 04
.00       9 .
4.00     10 . 0335
4.00 Extremes (>=1E+010)

```

```

Stem width: 1.0E+009
Each leaf:  1 case(s)

```



REGRESSION
 /MISSING LISTWISE
 /STATISTICS COEFF OUTS R ANOVA
 /CRITERIA=PIN(.05) POUT(.10)
 /NOORIGIN
 /DEPENDENT Y
 /METHOD=ENTER X1 X2 X3 X4

Regression

Variables Entered/Removed^a

Model	Variables Entered	Variables Removed	Method
1	Pajak Parkir, Pajak Hiburan, Pajak Hotel, Pajak Restoran ^b	.	Enter

a. Dependent Variable: Pajak Daerah

b. All requested variables entered.

Model Summary^b

Model	R	R Square	Adjusted R Square	Std. Error of the Estimate
1	.603 ^a	.364	.320	1451519392

a. Predictors: (Constant), Pajak Parkir, Pajak Hiburan, Pajak Hotel, Pajak Restoran

b. Dependent Variable: Pajak Daerah

ANOVA^a

Model		Sum of Squares	df	Mean Square	F	Sig.
1	Regression	6.982E+19	4	1.746E+19	8.285	.000 ^b
	Residual	1.222E+20	58	2.107E+18		
	Total	1.920E+20	62			

a. Dependent Variable: Pajak Daerah

b. Predictors: (Constant), Pajak Parkir, Pajak Hiburan, Pajak Hotel, Pajak Restoran

Coefficients^a

Model		Unstandardized Coefficients		Standardized Coefficients	t	Sig.
		B	Std. Error	Beta		
1	(Constant)	3239889977	639663956.0		5.065	.000
	Pajak Hotel	3.707	2.749	.313	1.349	.183
	Pajak Restoran	2.100	1.898	.281	1.107	.273
	Pajak Hiburan	-5.890	7.005	-.121	-.841	.404
	Pajak Parkir	3.331	5.712	.113	.583	.562

a. Dependent Variable: Pajak Daerah

Residuals Statistics^a

	Minimum	Maximum	Mean	Std. Deviation	N
Predicted Value	3810434816	7915482624	5400958649	1061202576	63
Residual	-2461539584	5796660224	.00000	1403915582	63
Std. Predicted Value	-1.499	2.370	.000	1.000	63
Std. Residual	-1.696	3.994	.000	.967	63

a. Dependent Variable: Pajak Daerah

3. Uji Normalitas 2

NPAR TESTS

/K-S (NORMAL) =RES_2
/MISSING ANALYSIS.

NPar Tests

One-Sample Kolmogorov-Smirnov Test

		Unstandardized Residual
N		63
Normal Parameters ^{a,b}	Mean	.0000008
	Std. Deviation	1403915582
Most Extreme Differences	Absolute	.137
	Positive	.137
	Negative	-.072
Test Statistic		.137
Asymp. Sig. (2-tailed)		.005 ^c

a. Test distribution is Normal.

b. Calculated from data.

c. Lilliefors Significance Correction.

NPAR TESTS

/K-S(NORMAL)=X1 X2 X3 X4 Y
/MISSING ANALYSIS.

NPar Tests

One-Sample Kolmogorov-Smirnov Test

		Pajak Hotel	Pajak Restoran	Pajak Hiburan
N		63	63	63
Normal Parameters ^{a,b}	Mean	355896170.5	542721943.4	99435058.77
	Std. Deviation	148355070.9	235517046.9	36195028.71
Most Extreme Differences	Absolute	.081	.117	.121
	Positive	.077	.117	.121
	Negative	-.081	-.066	-.058
Test Statistic		.081	.117	.121
Asymp. Sig. (2-tailed)		.200 ^{c,d}	.033 ^c	.023 ^c

One-Sample Kolmogorov-Smirnov Test

		Pajak Parkir	Pajak Daerah
N		63	63
Normal Parameters ^{a,b}	Mean	86325310.37	5400958649
	Std. Deviation	59811320.55	1759866435
Most Extreme Differences	Absolute	.151	.073
	Positive	.151	.073
	Negative	-.101	-.063
Test Statistic		.151	.073
Asymp. Sig. (2-tailed)		.001 ^c	.200 ^{c,d}

- a. Test distribution is Normal.
- b. Calculated from data.
- c. Lilliefors Significance Correction.
- d. This is a lower bound of the true significance.

EXAMINE VARIABLES=X1 X2 X3 X4 Y
/PLOT BOXPLOT STEMLEAF
/COMPARE GROUPS
/STATISTICS DESCRIPTIVES EXTREME

/CINTERVAL 95
 /MISSING LISTWISE
 /NOTOTAL.

Explore

Case Processing Summary

	Cases					
	Valid		Missing		Total	
	N	Percent	N	Percent	N	Percent
Pajak Hotel	63	100.0%	0	0.0%	63	100.0%
Pajak Restoran	63	100.0%	0	0.0%	63	100.0%
Pajak Hiburan	63	100.0%	0	0.0%	63	100.0%
Pajak Parkir	63	100.0%	0	0.0%	63	100.0%
Pajak Daerah	63	100.0%	0	0.0%	63	100.0%

Descriptives

		Statistic	Std. Error	
Pajak Hotel	Mean	355896170.5	18690982.06	
	95% Confidence Interval for Mean	Lower Bound	318533429.7	
		Upper Bound	393258911.2	
	5% Trimmed Mean	352687433.2		
	Median	332632706.0		
	Variance	2.201E+16		
	Std. Deviation	148355070.9		
	Minimum	1.36E+8		
	Maximum	6.55E+8		
	Range	519343879.0		
	Interquartile Range	270456102.0		
	Skewness	.156	.302	
	Kurtosis	-1.067	.595	
Pajak Restoran	Mean	542721943.4	29672358.84	
	95% Confidence Interval for Mean	Lower Bound	483407743.3	
		Upper Bound	602036143.6	
	5% Trimmed Mean	531291235.2		
	Median	485144729.8		
	Variance	5.547E+16		
	Std. Deviation	235517046.9		
	Minimum	1.88E+8		
	Maximum	1.16E+9		
	Range	974931038.6		
Interquartile Range	335554273.6			

Descriptives

		Statistic	Std. Error	
	Skewness	.628	.302	
	Kurtosis	-.064	.595	
Pajak Hiburan	Mean	99435058.77	4560144.984	
	95% Confidence Interval for Mean	Lower Bound	90319458.84	
		Upper Bound	108550658.7	
	5% Trimmed Mean	97912715.38		
	Median	90493026.00		
	Variance	1.310E+15		
	Std. Deviation	36195028.71		
	Minimum	4.01E+7		
	Maximum	2.06E+8		
	Range	165858235.0		
	Interquartile Range	52581713.00		
	Skewness	.677	.302	
	Kurtosis	.158	.595	
	Pajak Parkir	Mean	86325310.37	7535518.084
95% Confidence Interval for Mean		Lower Bound	71262024.35	
		Upper Bound	101388596.4	
5% Trimmed Mean		82729314.94		
Median		77845600.00		
Variance		3.577E+15		
Std. Deviation		59811320.55		
Minimum		1.00E+7		
Maximum		2.84E+8		
Range		273750200.0		
Interquartile Range		96903900.00		
Skewness		.769	.302	
Kurtosis		.364	.595	
Pajak Daerah		Mean	5400958649	221722329.9
	95% Confidence Interval for Mean	Lower Bound	4957742027	
		Upper Bound	5844175271	
	5% Trimmed Mean	5293570367		
	Median	5263226181		
	Variance	3.097E+18		
	Std. Deviation	1759866435		
	Minimum	1.80E+9		
	Maximum	1.05E+10		
	Range	8725293919		
	Interquartile Range	2258476871		

Descriptives

	Statistic	Std. Error
Skewness	.840	.302
Kurtosis	1.322	.595

Extreme Values

			Case Number	Value
Pajak Hotel	Highest	1	57	6.55E+8
		2	53	6.37E+8
		3	58	6.14E+8
		4	44	5.78E+8
		5	33	5.59E+8
	Lowest	1	8	1.36E+8
		2	2	1.37E+8
		3	5	1.38E+8
		4	3	1.40E+8
		5	12	1.42E+8
Pajak Restoran	Highest	1	63	1.16E+9
		2	53	1.08E+9
		3	61	1.06E+9
		4	58	1.03E+9
		5	62	9.67E+8
	Lowest	1	3	1.88E+8
		2	5	1.94E+8
		3	4	2.06E+8
		4	2	2.14E+8
		5	7	2.23E+8
Pajak Hiburan	Highest	1	61	2.06E+8
		2	63	1.83E+8
		3	59	1.69E+8
		4	58	1.57E+8
		5	34	1.54E+8
	Lowest	1	52	4.01E+7
		2	7	4.13E+7
		3	30	4.39E+7
		4	3	4.42E+7
		5	22	5.53E+7
Pajak Parkir	Highest	1	53	2.84E+8
		2	49	2.05E+8

Extreme Values

		Case Number	Value
	3	46	1.93E+8
	4	58	1.80E+8
	5	62	1.75E+8
Lowest	1	4	1.00E+7
	2	3	1.28E+7
	3	2	1.33E+7
	4	1	1.34E+7
	5	16	1.74E+7
Pajak Daerah	Highest	1	1.05E+10
		2	1.03E+10
		3	1.03E+10
		4	8.09E+9
		5	7.54E+9
	Lowest	1	1.80E+9
		2	2.74E+9
		3	2.76E+9
		4	3.03E+9
		5	3.04E+9


Pajak Hotel

Pajak Hotel Stem-and-Leaf Plot

Frequency	Stem &	Leaf
12.00	1 .	333345555599
11.00	2 .	01124455599
15.00	3 .	111111223455788
11.00	4 .	01122356899
11.00	5 .	11223445557
3.00	6 .	135

Stem width: 1.0E+008

Each leaf: 1 case(s)



Pajak Restoran


Pajak Restoran Stem-and-Leaf Plot

Frequency	Stem & Leaf
2.00	1 . 89
8.00	2 . 01224577
7.00	3 . 0456789
17.00	4 . 00011222456677899
5.00	5 . 23669
6.00	6 . 223346
9.00	7 . 112223344
4.00	8 . 1123
1.00	9 . 6
3.00	10 . 357

1.00 11 . 6

Stem width: 1.0E+008

Each leaf: 1 case(s)



Pajak Hiburan

Pajak Hiburan Stem-and-Leaf Plot

Frequency	Stem &	Leaf
6.00	0 .	444455
14.00	0 .	66666667777777
18.00	0 .	888888888888999999
7.00	1 .	0000001

```


9.00      1 . 222233333
6.00      1 . 445555
1.00      1 . 6
1.00      1 . 8
1.00 Extremes    (>=205937343)

```

```

Stem width: 1.0E+008
Each leaf:   1 case(s)

```



Pajak Parkir

Pajak Parkir Stem-and-Leaf Plot

```

Frequency    Stem & Leaf

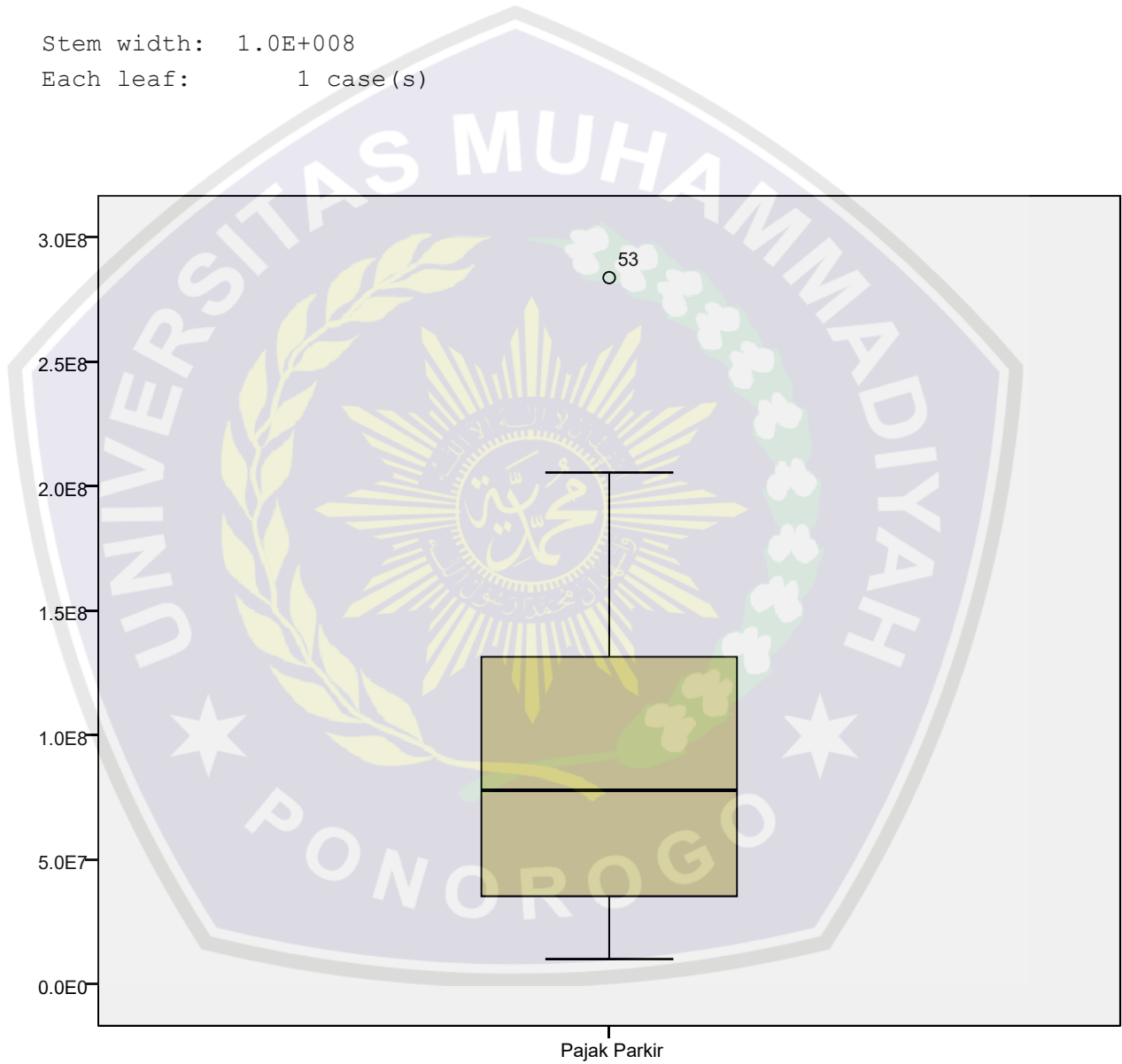
```

```

26.00      0 . 1111112222223333333444444
12.00      0 . 667777788999
17.00      1 . 00011222333333444
 6.00      1 . 567779
 1.00      2 . 0
 1.00 Extremes (>=283771000)

```

Stem width: 1.0E+008
Each leaf: 1 case(s)



Pajak Daerah

Pajak Daerah Stem-and-Leaf Plot

Frequency Stem & Leaf


```


1.00      1 .  8
2.00      2 . 77
10.00     3 . 0016788899
13.00     4 . 0001122345557
16.00     5 . 0002222345889999
13.00     6 . 0012234557799
4.00      7 . 2355
1.00      8 . 0
3.00 Extremes (>=1E+010)

```

```

Stem width: 1.0E+009
Each leaf:  1 case(s)

```



REGRESSION
 /MISSING LISTWISE
 /STATISTICS COEFF OUTS R ANOVA
 /CRITERIA=PIN(.05) POUT(.10)
 /NOORIGIN
 /DEPENDENT Y
 /METHOD=ENTER X1 X2 X3 X4

Regression

Variables Entered/Removed^a

Model	Variables Entered	Variables Removed	Method
1	Pajak Parkir, Pajak Hiburan, Pajak Hotel, Pajak Restoran ^b	.	Enter

a. Dependent Variable: Pajak Daerah

b. All requested variables entered.

Model Summary^b

Model	R	R Square	Adjusted R Square	Std. Error of the Estimate
1	.724 ^a	.525	.489	962084109.0

a. Predictors: (Constant), Pajak Parkir, Pajak Hiburan, Pajak Hotel, Pajak Restoran

b. Dependent Variable: Pajak Daerah

ANOVA^a

Model		Sum of Squares	df	Mean Square	F	Sig.
1	Regression	5.515E+19	4	1.379E+19	14.896	.000 ^b
	Residual	4.998E+19	54	9.256E+17		
	Total	1.051E+20	58			

a. Dependent Variable: Pajak Daerah

b. Predictors: (Constant), Pajak Parkir, Pajak Hiburan, Pajak Hotel, Pajak Restoran

Coefficients^a

Model	Unstandardized Coefficients		Standardized Coefficients	t	Sig.	
	B	Std. Error	Beta			
1	(Constant)	3211884893	448211838.3		7.166	.000
	Pajak Hotel	3.764	1.877	.408	2.005	.050
	Pajak Restoran	1.416	1.284	.233	1.103	.275
	Pajak Hiburan	-6.280	4.868	-.157	-1.290	.203
	Pajak Parkir	5.236	4.198	.212	1.248	.218

a. Dependent Variable: Pajak Daerah

Residuals Statistics^a

	Minimum	Maximum	Mean	Std. Deviation	N
Predicted Value	3640690944	6934803456	5102260893	975123294.3	59
Residual	-2125452800	2161308672	.00000	928316189.5	59
Std. Predicted Value	-1.499	1.879	.000	1.000	59
Std. Residual	-2.209	2.246	.000	.965	59

a. Dependent Variable: Pajak Daerah

4. Uji Normalitas 3

NPAR TESTS

/K-S (NORMAL) =RES_3

/MISSING ANALYSIS.

NPar Tests

One-Sample Kolmogorov-Smirnov Test

		Unstandardized Residual
N		59
Normal Parameters ^{a,b}	Mean	.0000013
	Std. Deviation	928316189.5
Most Extreme Differences	Absolute	.095
	Positive	.050
	Negative	-.095
Test Statistic		.095
Asymp. Sig. (2-tailed)		.200 ^{c,d}

- a. Test distribution is Normal.
- b. Calculated from data.
- c. Lilliefors Significance Correction.
- d. This is a lower bound of the true significance.

```
REGRESSION
/MISSING LISTWISE
/STATISTICS COEFF OUTS R ANOVA COLLIN TOL
/CRITERIA=PIN(.05) POUT(.10)
/NOORIGIN
/DEPENDENT Y
/METHOD=ENTER X1 X2 X3 X4
/SAVE RESID.
```

Regression

Variables Entered/Removed^a

Model	Variables Entered	Variables Removed	Method
1	Pajak Parkir, Pajak Hiburan, Pajak Hotel, Pajak Restoran ^b	.	Enter

- a. Dependent Variable: Pajak Daerah
- b. All requested variables entered.

Model Summary^b

Model	R	R Square	Adjusted R Square	Std. Error of the Estimate
1	.724 ^a	.525	.489	962084109.0

a. Predictors: (Constant), Pajak Parkir, Pajak Hiburan, Pajak Hotel, Pajak Restoran

b. Dependent Variable: Pajak Daerah

ANOVA^a

Model		Sum of Squares	df	Mean Square	F	Sig.
1	Regression	5.515E+19	4	1.379E+19	14.896	.000 ^b
	Residual	4.998E+19	54	9.256E+17		
	Total	1.051E+20	58			

a. Dependent Variable: Pajak Daerah

b. Predictors: (Constant), Pajak Parkir, Pajak Hiburan, Pajak Hotel, Pajak Restoran

5. Uji Multikolinieritas

Coefficients^a

Model		Unstandardized Coefficients		Standardized Coefficients	t	Sig.
		B	Std. Error	Beta		
1	(Constant)	3211884893	448211838.3		7.166	.000
	Pajak Hotel	3.764	1.877	.408	2.005	.050
	Pajak Restoran	1.416	1.284	.233	1.103	.275
	Pajak Hiburan	-6.280	4.868	-.157	-1.290	.203
	Pajak Parkir	5.236	4.198	.212	1.248	.218

Coefficients^a

Model		Collinearity Statistics	
		Tolerance	VIF
1	(Constant)		
	Pajak Hotel	.212	4.706
	Pajak Restoran	.197	5.082
	Pajak Hiburan	.591	1.693
	Pajak Parkir	.305	3.278

a. Dependent Variable: Pajak Daerah

Collinearity Diagnostics^a

Model	Dimension	Eigenvalue	Condition Index	Variance Proportions		
				(Constant)	Pajak Hotel	Pajak Restoran
1	1	4.711	1.000	.00	.00	.00
	2	.174	5.201	.19	.00	.00
	3	.059	8.911	.04	.15	.04
	4	.038	11.088	.68	.02	.17
	5	.017	16.478	.09	.82	.79

Collinearity Diagnostics^a

Model	Dimension	Variance Proportions	
		Pajak Hiburan	Pajak Parkir
1	1	.00	.00
	2	.03	.24
	3	.53	.14
	4	.27	.60
	5	.17	.02

a. Dependent Variable: Pajak Daerah

Residuals Statistics^a

	Minimum	Maximum	Mean	Std. Deviation	N
Predicted Value	3640690944	6934803456	5102260893	975123294.3	59
Residual	-2125452800	2161308672	.00000	928316189.5	59
Std. Predicted Value	-1.499	1.879	.000	1.000	59
Std. Residual	-2.209	2.246	.000	.965	59

a. Dependent Variable: Pajak Daerah

```

COMPUTE Abs_RES=ABS(RES_4) .
EXECUTE.
REGRESSION
  /MISSING LISTWISE
  /STATISTICS COEFF OUTS R ANOVA
  /CRITERIA=PIN(.05) POUT(.10)
  /NOORIGIN
  /DEPENDENT Abs_RES
  /METHOD=ENTER X1 X2 X3 X4.

```

Regression

Variables Entered/Removed^a

Model	Variables Entered	Variables Removed	Method
1	Pajak Parkir, Pajak Hiburan, Pajak Hotel, Pajak Restoran ^b	.	Enter

a. Dependent Variable: Abs_RES

b. All requested variables entered.

Model Summary

Model	R	R Square	Adjusted R Square	Std. Error of the Estimate
1	.080 ^a	.006	-.067	610872097.8

a. Predictors: (Constant), Pajak Parkir, Pajak Hiburan, Pajak Hotel, Pajak Restoran

6. Uji Heteroskedastisitas

ANOVA^a

Model		Sum of Squares	df	Mean Square	F	Sig.
1	Regression	1.290E+17	4	3.224E+16	.086	.986 ^b
	Residual	2.015E+19	54	3.732E+17		
	Total	2.028E+19	58			

a. Dependent Variable: Abs_RES

b. Predictors: (Constant), Pajak Parkir, Pajak Hiburan, Pajak Hotel, Pajak Restoran

Coefficients^a

Model		Unstandardized Coefficients		Standardized Coefficients	t	Sig.
		B	Std. Error	Beta		
1	(Constant)	719347072.6	284590612.6		2.528	.014
	Pajak Hotel	-.376	1.192	-.093	-.315	.754
	Pajak Restoran	.404	.815	.151	.495	.622
	Pajak Hiburan	-.189	3.091	-.011	-.061	.951
	Pajak Parkir	-.879	2.665	-.081	-.330	.743

a. Dependent Variable: Abs_RES

```

/MISSING LISTWISE
/STATISTICS COEFF OUTS R ANOVA
/CRITERIA=PIN(.05) POUT(.10)
/NOORIGIN
/DEPENDENT Y
/METHOD=ENTER X1 X2 X3 X4
/RESIDUALS DURBIN.

```

Regression

Variables Entered/Removed^a

Model	Variables Entered	Variables Removed	Method
1	Pajak Parkir, Pajak Hiburan, Pajak Hotel, Pajak Restoran ^b	.	Enter

a. Dependent Variable: Pajak Daerah

b. All requested variables entered.

7. Uji Autokorelasi

Model Summary^b

Model	R	R Square	Adjusted R Square	Std. Error of the Estimate	Durbin-Watson
1	.724 ^a	.525	.489	962084109.0	1.924

a. Predictors: (Constant), Pajak Parkir, Pajak Hiburan, Pajak Hotel, Pajak Restoran

b. Dependent Variable: Pajak Daerah

ANOVA^a

Model		Sum of Squares	df	Mean Square	F	Sig.
1	Regression	5.515E+19	4	1.379E+19	14.896	.000 ^b
	Residual	4.998E+19	54	9.256E+17		
	Total	1.051E+20	58			

a. Dependent Variable: Pajak Daerah

b. Predictors: (Constant), Pajak Parkir, Pajak Hiburan, Pajak Hotel, Pajak Restoran

Coefficients^a

Model		Unstandardized Coefficients		Standardized Coefficients	t	Sig.
		B	Std. Error	Beta		
1	(Constant)	3211884893	448211838.3		7.166	.000
	Pajak Hotel	3.764	1.877	.408	2.005	.050
	Pajak Restoran	1.416	1.284	.233	1.103	.275
	Pajak Hiburan	-6.280	4.868	-.157	-1.290	.203
	Pajak Parkir	5.236	4.198	.212	1.248	.218

a. Dependent Variable: Pajak Daerah

Residuals Statistics^a

	Minimum	Maximum	Mean	Std. Deviation	N
Predicted Value	3640690944	6934803456	5102260893	975123294.3	59
Residual	-2125452800	2161308672	.00000	928316189.5	59
Std. Predicted Value	-1.499	1.879	.000	1.000	59
Std. Residual	-2.209	2.246	.000	.965	59

a. Dependent Variable: Pajak Daerah

```
REGRESSION
/MISSING LISTWISE
/STATISTICS COEFF OUTS R ANOVA
/CRITERIA=PIN(.05) POUT(.10)
/NOORIGIN
/DEPENDENT Y
/METHOD=ENTER X1 X2 X3 X4.
```

Regression

Variables Entered/Removed^a

Model	Variables Entered	Variables Removed	Method
1	Pajak Parkir, Pajak Hiburan, Pajak Hotel, Pajak Restoran ^b		Enter

a. Dependent Variable: Pajak Daerah

b. All requested variables entered.

8. Koefisien Determinan

Model Summary

Model	R	R Square	Adjusted R Square	Std. Error of the Estimate
1	.724 ^a	.525	.489	962084109.0

a. Predictors: (Constant), Pajak Parkir, Pajak Hiburan, Pajak Hotel, Pajak Restoran

9. Uji F

ANOVA^a

Model		Sum of Squares	df	Mean Square	F	Sig.
1	Regression	5.515E+19	4	1.379E+19	14.896	.000 ^b
	Residual	4.998E+19	54	9.256E+17		
	Total	1.051E+20	58			

a. Dependent Variable: Pajak Daerah

b. Predictors: (Constant), Pajak Parkir, Pajak Hiburan, Pajak Hotel, Pajak Restoran

10. Uji t

Coefficients^a

Model		Unstandardized Coefficients		Standardized Coefficients	t	Sig.
		B	Std. Error	Beta		
1	(Constant)	3211884893	448211838.3		7.166	.000
	Pajak Hotel	3.764	1.877	.408	2.005	.050
	Pajak Restoran	1.416	1.284	.233	1.103	.275
	Pajak Hiburan	-6.280	4.868	-.157	-1.290	.203
	Pajak Parkir	5.236	4.198	.212	1.248	.218

a. Dependent Variable: Pajak Daerah

38	Mei	512.001.581,00	599.917.035,00	129.736.017,00	97.394.500,00	5.917.689.790,85
39	Juni	388.049.009,00	561.737.063,96	90.551.763,00	104.099.100,00	5.837.324.339,80
40	Juli	457.142.658,00	745.861.400,83	107.834.314,00	161.478.400,00	6.298.905.499,57
41	Agustus	426.739.476,00	669.903.097,73	132.864.077,00	135.465.600,00	7.520.648.340,78
42	Oktober	578.196.667,00	725.292.418,18	86.171.609,00	114.292.100,00	6.945.369.605,40
43	November	438.620.122,00	638.478.060,01	119.151.601,00	41.744.200,00	6.090.258.251,66
44	Desember	518.112.699,00	719.795.869,06	73.737.186,00	193.433.300,00	7.235.002.542,66
45	Januari	546.705.327,00	821.790.067,54	148.759.052,00	147.665.220,00	4.146.681.003,34
46	Februari	371.247.563,00	641.265.217,37	64.664.387,00	23.783.900,00	5.021.343.288,37
47	Maret	553.947.448,00	636.988.828,73	109.871.300,00	205.475.400,00	6.228.467.077,37
48	April	526.433.760,00	728.881.271,79	87.766.017,00	119.473.100,00	6.740.711.373,70
49	Mei	491.535.251,00	732.811.742,71	89.091.923,00	124.249.600,00	6.937.684.955,04
50	Juni	384.351.972,00	723.740.555,37	40.079.108,00	42.141.800,00	5.263.226.181,37
51	Agustus	524.247.194,00	815.106.807,37	96.126.546,00	137.278.300,00	7.332.830.967,37
52	Oktober	493.565.460,00	736.316.937,45	121.159.475,00	133.380.500,00	7.541.088.391,25
53	November	552.345.049,00	713.328.831,74	98.952.900,00	131.773.200,00	5.239.459.001,54
54	Desember	654.928.276,00	747.771.773,18	94.881.463,00	145.789.700,00	6.545.395.682,58
55	Januari	613.866.137,00	1.030.434.195,10	157.138.534,00	179.574.040,00	5.991.692.941,97
56	Februari	463.347.175,00	835.912.995,33	168.762.858,00	139.773.940,00	5.365.395.252,77
57	Maret	486.950.797,00	817.056.160,10	150.581.756,00	125.120.100,00	6.551.415.052,50
58	Juni	406.953.804,00	967.339.408,89	136.130.900,00	175.419.600,00	6.021.009.710,29
59	Oktober	533.171.597,00	1.162.463.615,60	182.625.211,00	149.883.633,00	6.352.158.063,10

