

**ENGLISH APPLICATION FOR KIDS “ENGLISH PICTORIAL  
DICTIONARY (EPaD)”**

**Intellectual Copyright Report**

**Presented to Fulfillment of The Requirement**

**For Bachelor degree of English Language Education**



**By:**

**MEGHA YUSTIKA SHARHA**

**NIM: 16331947**

**ENGLISH DEPARTMENT**

**TEACHER TRAINING AND EDUCATION FACULTY  
MUHAMMADIYAH UNIVERSITY OF PONOROGO**

**2021**

**AGREEMENT PAGE**

**English Application For Kids “English Pictorial Dictionary (EPaD)”**

**Intellectual Copyright Report**

Submitted as a Partial Fulfillment of the Requirements for Getting Bachelor  
Degree of Education in English Department

By:

Megha Yustika Sharha

16331947


Approved by the Advisors

Advisor I



Niken Reti Indriastuti, M.Pd  
NIK/NIP. 19681215 199904 12

Advisor II



Restu Mufanti, S.Pd.,M.Pd  
NIK/NIP. 19800113 201309 13

**APPROVAL PAGE**

Thesis by : Megha Yustika Sharha  
NIM : 16331947  
Title : **English Application For Kids “English Pictorial Dictionry (EPaD)”**

This Intellectual Copyright report has been examined and approved by examiners at **B106**

**Examiners Boards**




Ana Maghfiroh, M.Pd.  
NIK/NIP. 19821127 201101 13

Chair



Niken Reti Indriastuti, M.Pd  
NIK/NIP. 19681215 799904 12

Member



Restu Mufanfa S.Pd., M.Pd  
NIK/NIP. 19800113 201309 13

Member

Acknowledge by,  
Dean of Teacher Training and Education Faculty



Ardhana Januar Mahardhani, M.KP.  
NIK/KIP. 19870123 201709 12

Approved by,  
Chief of English Department



Ana Maghfiroh, M.Pd  
NIK/NIP. 19821127 201101 13

## MOTTO

“ Be sure that there is something waiting for you after so much  
patience”


-Imam Ali (As)

“If your dreams don't scare you, they are too small”

-Richard Branson

"The one who falls and gets up, is so much stonger than one who never  
fell"


-La La Anthony



## DEDICATION PAGE

I decide this report for:

1. My family who always supported me with their prayers so that I was motivated to complete my intellectual copyright report
2. My best-partner Meigy Yunion Pratama who always cares and supports me in the process of completing my report.
3. All my friends that I can't name one by one, who always support me with their existence.



## ACKNOWLEDGEMENT

In the name of Allah Almighty, the Lord of the world who has been giving the writer His guidance, mercy, blessing, and health to complete this report as an academic requirement to undergraduate degree in English Education Department. Then, Shalawat and Salam always be presented to Prophet Muhammad SAW who has brought the human being from the darkness to the brightness and inspired and lightened many people all around the world.

The writer completes that the final project report is far from being perfect. Critics and suggestions are needed in order to improve this paper. This report presented by English Department of Teacher Training and Education Faculty, Muhammadiyah University of Ponorogo as partial fulfillment of requirement of Bachelor Education. The writer would like to express gratitude to Niken Reti Indriastuti, M.Pd as 1<sup>st</sup> advisor and Restu Mufanti, S.Pd., M.Pd as 2<sup>nd</sup> advisor.

The writer also would like to express her thank to:

1. Dr. Happy as Rector of Muhammadiyah University of Ponorogo.
2. Ardhana Januar Mahardhani, M.KP as the Dean of Teacher Training and Education Faculty.
3. Ana Magfiroh, M.Pd. as the Chief of English Department
4. All lecturers of English Department in Muhammadiyah University of Ponorogo.
5. Beloved family who always support me.
6. All my friends with all their support.

May Allah bless them at all. The writer felt that this thesis is not perfect yet, moreover the writer still needs critic and suggestion to the next generation.

Ponorogo, 3<sup>rd</sup> January 2021

Megha Yustika Sharha  
NIM. 16331947



### REPORT STATEMENT

I am, the student with following identity:

Name : Megha Yustika Sharha

Student Number : 16331947

Department : English Department

Certify that this report is definitely my own work. I am completely responsible for the content of my report. Other writer's opinion or finding included in the final project are cited or quoted in accordance in ethical standard.

Ponorogo, 3<sup>rd</sup> January 2021

Creator



Megha Yustika Sharha  
NIM. 16331947



## Table of Content

Cover.....	i
Agreement Page .....	ii
Approval Page.....	iii
Motto.....	iv
Dedication Page .....	v
Acknowledgement.....	vi
Report Statement.....	viii
Table of Content.....	ix
1. Introduction.....	1
2. Media Description.....	2
3. Steps to Make the Applicaton .....	4
4. Steps to Use the Application.....	4
5. Pros and Cons of the Aplikasi.....	9
6. Closing .....	9
Bibliography.....	10
Attachment .....	11

## 1. Introduction

In the industrial revolution 4.0 era as it is today, science and technology are developing rapidly. This development has the impact of the opened and scattered of information and knowledge from and throughout all directions without any limit to distance, place, space, and time. It has an influence on the way of life and daily human activities, including in the education aspect. Education has been developing rapidly, one of which is through digital learning. Digital learning is a system that can facilitate learners to learn more broadly, widely, and in variety, where the system allows learners to learn anytime and anywhere with varied materials such as text, visuals, audio, and motion (Munir: 2017).

One of the digital learning media is an android application. The use of Android-based digital learning media today is very prioritized considering that both parents and children use Android cellphones in everyday life, especially during the Covid 19 pandemic like now where there is no formal/ face-to-face learning but online learning (in-network). So using the application is expected to make it easier for learners to obtain knowledge and information anytime and anywhere.

In this era of globalization, the development of English is also growing rapidly. English is always used in everyday life such as in electronic equipment, books, products, etc. So that many parents have high expectations of their children being fluent in English. Therefore, it is not uncommon for parents to introduce

English to their children from an early age. For these reasons, the authors created an English dictionary/vocabulary learning application specifically for children. According to W.J.S Poerwadarminta (2005: 10), a dictionary is a book that contains the meaning of words. So, with the use of digital media, this dictionary is no longer a book, but an application whose design has been adjusted so that children are more interested.

## **2. Media Description.**

English Electronic Picture Dictionary is an Android-based English learning application specifically for children to elementary school. As the title implies, this application contains interesting pictures that are completed with words and voices so that children know the correct pronunciation. Also, this application is equipped with exercises to hone children's understanding. With this application, it is hoped that children will be more interested and easier to learn English.

This application contains 6 menus which will be explained in the description below:

### **1). Alphabet**

In the Alphabet menu, it contains the letters of the A – Z alphabet which are accompanied by their pronunciation (sound) in English. In the "Task" section the children will be directed to an interactive evaluation/assessment sheet related to the Alphabet.

### **2). Body**

The body menu contains pictures of parts of the body that are also equipped with words and sounds. In the "Task" section the children will be directed to an interactive evaluation/assessment sheet related to the parts of the body.

### 3). Color

The color menu contains kinds of color in English, accompanied by writing and voice. In the "Task" section the children will be directed to an interactive evaluation/assessment sheet related to Color.

### 4). Animal

The animal menu contains several animal pictures that are generally recognized by children. Each picture is also accompanied by word and voice pronounced in English. In the "Task" section children will be directed to an interactive evaluation/assessment sheet related to the animal.

### 5). Family

The family menu contains pictures that are relevant to family members. Each picture is also accompanied by words and voices pronounced in English. In the "Task" section, children will be directed to an interactive evaluation/assessment sheet related to the family.

### 6). Transportation

The transportation menu contains pictures of transportation in general. Each picture is also accompanied by word and voice pronounced in English. In the "Task" the children will be directed to an interactive evaluation/assessment sheet related to transportation.

### 3. Steps to Make the Application

The steps for creating an application include:


- 1). Create icon design on Corel Draw. Besides creating icons in CorelDraw, you can also take them from the website.
- 2). The next stage is to use power points. The icon that has been made is attached to the slide, then each slide is given a hyperlink to make an instructional button (home, next, preview, etc.) in the application.
- 3). After the icon and template are finished, then use the iSpring application to create a quiz/task.
- 4). The published results from iSpring are then converted using the Apk Builder Website.
- 5). With the Website Apk Builder, we can edit the splash screen, application permissions, and developer data.
- 6). After that, click Publish, install, and the application is ready to use.

### 4. Steps to Use the Application

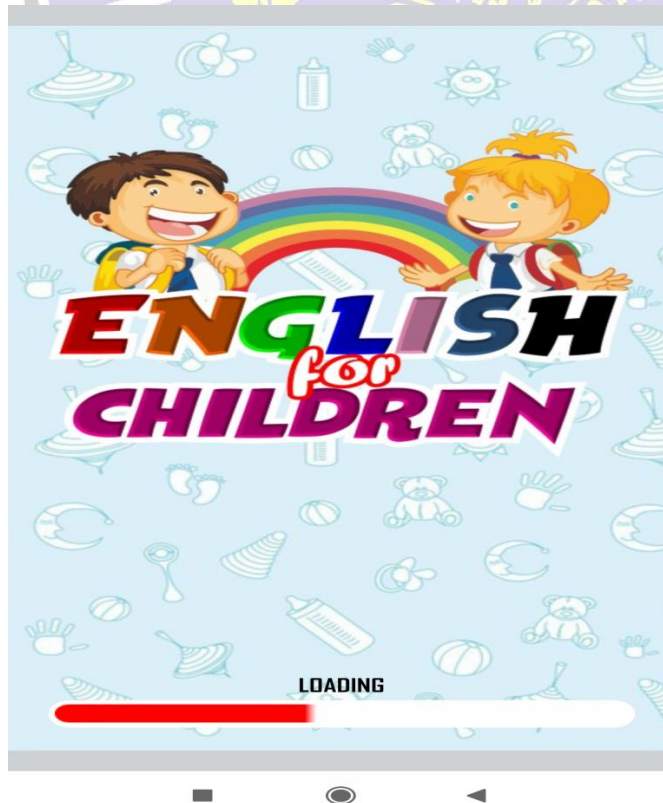
- 1). Download the application via link WhatsApp



2). Install the application on an android phone



3). After installed then open the application



4). After that, select one of the menus to be studied, alphabet, color, animal, body, family, or transportation.



5). After opening one of the menus, the picture of the body parts will appear, the writing is in English, and the sound when clicked on the image part.



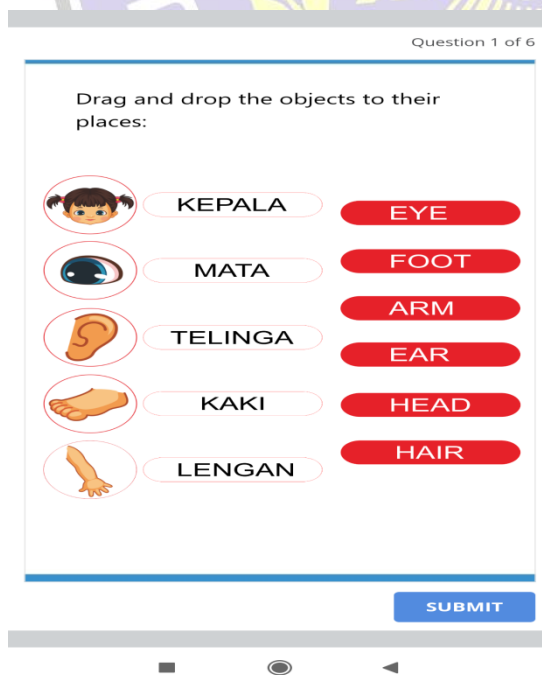
- 6). Then click the arrow in the lower-left corner to continue on the next vocabulary.
- 7). At the end of the vocabulary, there is a task button where if it clicked will bring up the exercise questions.



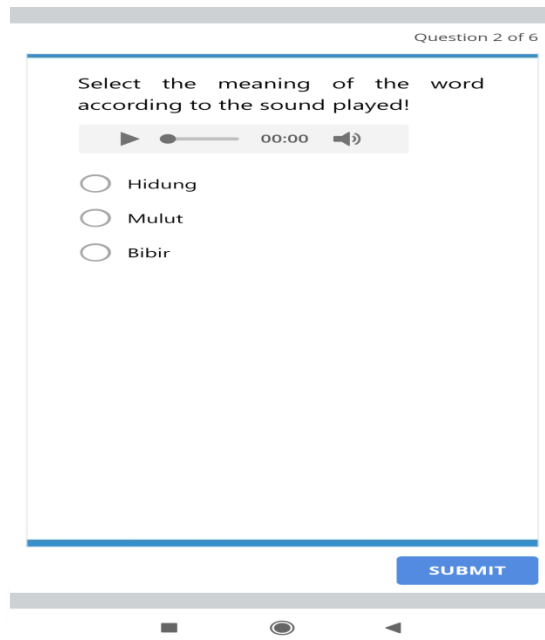


8). The examples of question include:

- a. Match texts and pictures by dragging the red block text onto the white block text. When finished, click submit.



b. Choose the option according to the sound heard in the exercise by clicking on the arrow in the audio section. When finished, click submit.



9). At the end it will be shown the total score and there is a preview button to return to the main menu.

## 5. Pros and Cons of Application

1). Pros

a. Easy to learn because there are text, voice and image features in one application.

b. Can be used in offline mode

c. There are examples of questions

d. Small application size so it will not consume memory

e. Use attractive colors


2). Cons

a. Can only be used for android phones

b. Can't be installed via Playstore application

## 6. Closing

The English Pictorial Dictionary (EpaD) application is an application created for children based on android. This application is very easy for children to learn because there are pictures and how to pronounce them in English. With the Android-based English Pictorial Dictionary (EpaD) application, it is hoped that children will find it easier and more interested in learning English. In its use, parents must also contribute to accompanying children in learning. In addition to its relatively easy use, this application can also access it anytime and anywhere without an internet network.



## BLIBLIOGRAPHY

Putri, Riyana Aprilia.2019.” Implementasi Kahoot Sebagai Media Pembelajaran Berbasis Digital Game Base Learning Dalam Menghadapi Era Revolusi Industri 4.0”, <https://docplayer.info/147482653-Implemetasi-kahoot-sebagai-media-pembelajaran-berbasis-digital-game-based-learning-dalam-menghadapi-era-revolusi-industri-4-0.html>, diakses pada 20 Januari 2021 pukul 20.00.

Arumsari, Andini Dwi.2017. “Pembelajaran Bahasa Inggris Pada Anak Usia Dini Di Kec Sukolilo Surabaya” dalam Jurnal PG-Paud Trunojoyo Volume 4 Nomor 2 (hlm.82-129). Surabaya.

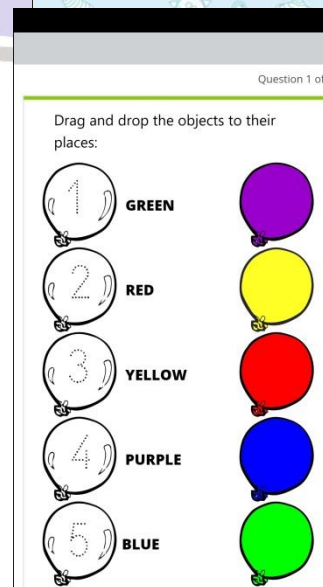
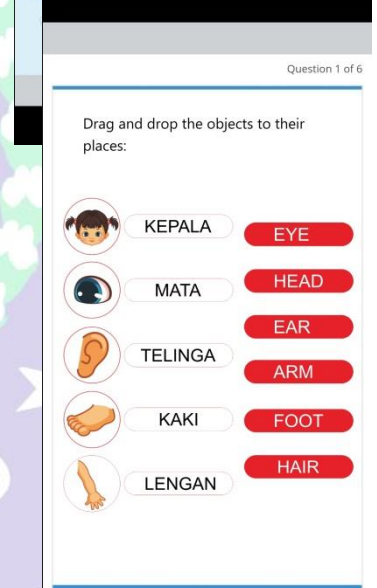
Putra, Suhendra Rizki.2017. “Pengaruh Penggunaan Media Pembelajaran Berbasis Aplikasi Android Terhadap Hasil Belajar Siswa”, <https://journal.unnes.ac.id/nju/index.php/JIPK/article/view/10628> diakses pada 21 Januari 2021 pukul 19.00.








**ATTACHMENT**

# SCREEN CAPTURE APP



Question 1 of 1

Match the following items with their descriptions:

	COW
	DOG
	BUFFALO
	ROOSTER
	HEN

**FAMILY**

	
GRANDFATHER /kakek/	GRANDMOTHER /nenek/
	
FATHER /ayah/	MOTHER /ibu/
	
SISTER /sdr. perempuan/	BROTHER /sdr. laki-laki/

Question List Question 1 of 5 Your Score: 0 of 100

**IBU**


FATHER  
 MOTHER  
 UNCLE

**TRANSPORTATION**

	
MOTORCYCLE /motor/	CAR /mobil/
	
BUS /bus/	TRUCK /truk/
	
HELICOPTER /helikopter/	PLANE /pesawat/
	
SHIP /kapal/	BOAT /perahu/
	
TRAIN /kereta/	ESCAVATOR / ekskavator/

**TASK**

Question List Question 1 of 5 Your Score: 0 of 100



PLANE  
 TRUCK  
 CAR

**SUBMIT**





**MEGHA YUSTIKA SHARHA**  
PENDIDIKAN BAHASA INGGRIS

 meghayustika@gmail.com  
 BlumbangRT02/Rw02, Ds. Pangkal, Kec. Sawo, Kab. Ponorogo  
 081216405748

**UNIVERSITAS MUHAMMADIYAH PONOROGO**  
2020



**UNIVERSITAS MUHAMMADIYAH PONOROGO**  
**LEMBAGA PENELITIAN DAN PENGABDIAN KEPADA MASYARAKAT**  
**SENTRA KEKAYAAN INTELEKTUAL**

Jl. Budi Utomo No. 10 Ponorogo 63471 Jawa Timur Indonesia  
Telepon (0352) 481124, Faksimile (0352) 461796  
website : www.sentra.ki.umpo.ac.id, email : sentra.ki@umpo.ac.id  
Akreditasi Institusi oleh BAN-PT = B  
(SK Nomor : 77/SK/BAN-PT/Ak-PPJ/PT/IV/2020)

**SURAT KETERANGAN**  
**Nomor : 25/VI.4/HKI/2021**

Yang bertanda tangan di bawah ini :

Nama : Yusuf Adam Hilman, S.IP., M.Si.  
NIK : 19881108 201603 13  
Jabatan : Ketua Sentra Kekayaan Intelektual  
Universitas Muhammadiyah Ponorogo

Menerangkan bahwa :

Nama Pencipta : 1. Megha Yusika Sharha  
2. Niken Reti Indriastuti, M.Pd.  
3. Restu Mufanti, M.Pd.  
Jenis Ciptaan : Program Komputer / Aplikasi  
Judul Ciptaan : English Application for Children (English Pictorial Dictionary  
"EPaD")

Sedang dalam proses **PERMOHONAN PENDAFTARAN** dalam skema **HAK CIPTA** di Direktorat Jenderal Kekayaan Intelektual Kementerian Hukum dan Hak Asasi Manusia Republik Indonesia melalui Pusat Studi dan Sentra HKI Universitas Muhammadiyah Demikian keterangan ini dibuat dan digunakan sebagaimana mestinya

Ponorogo, 12 Jumadil Akhir 1442 H  
26 Januari 2021 M

Yusuf Adam Hilman, S.IP., M.Si.  
NIK. 19881108 201603 13





UNIVERSITAS MUHAMMADIYAH PONOROGO  
FAKULTAS KEGURUAN DAN ILMU PENDIDIKAN  
Jl. Budi Utomo No. 10 Ponorogo 63471 Jawa Timur Indonesia  
Telp (0352) 481124, Fax. (0352) 461796, e-mail : [akademik@umpo.ac.id](mailto:akademik@umpo.ac.id)  
Website : [www.umpo.ac.id](http://www.umpo.ac.id)

### BERITA ACARA PERSETUJUAN JUDUL

Telah disetujui tiga judul skripsi oleh prodi atas nama :

1. Nama : MEGHA YUSNKA SHARHA
2. NIM : 16831947
3. Program Studi : Pendidikan Bahasa Inggris
4. Judul Skripsi : English Learning Application for Children  
(English Pictorial Dictionary "EPAD")
  1. ....
  2. ....
  3. ....

Demikian judul skripsi ini disetujui dengan maksud agar dapat dijadikan sebagai bahan pertimbangan bagi Bapak/Ibu pembimbing untuk menetapkan satu judul bagi mahasiswa yang bersangkutan.

Apabila dipandang perlu Bapak/Ibu pembimbing dapat memerlukan penyempurnaan bahkan perubahan total atas sejumlah judul yang telah disetujui diatas.

Ponorogo, .....  
a.n. Dekan  
Kaprosdi Bahasa Inggris

Risqi Ekanti, M.Pd  
NIK.19880214 201211 13



**UNIVERSITAS MUHAMMADIYAH PONOROGO**  
**FAKULTAS KEGURUAN DAN ILMU PENDIDIKAN**

Jl. Budi Utomo No. 10 Ponorogo 63471 Jawa Timur Indonesia  
Telp (0352) 481124, Fax. (0352) 461796, e-mail : [akademik@umpo.ac.id](mailto:akademik@umpo.ac.id)  
Website : [www.umpo.ac.id](http://www.umpo.ac.id)

Form 1

**BERITA ACARA CATATAN BIMBINGAN SKRIPSI**

1. Nama : MEGHA JUSTIKA SHARHA  
2. NIM : 16331947  
3. Program Studi : Pend. Bahasa Inggris  
4. Judul Skripsi : HKI "Cleaning Media " English Picture Dictionary  
for kids"

TAHUN/SMT :

PEMBIMBING :

Tanggal	Materi	Catatan	Paraf Pembimbing
24/12/2020	Konsultasi Judul	see	
1/1/2021	" Media	see	
	Konsultasi Media		
	Konsultasi Laporan		
	Konsultasi Laporan		
	Konsultasi Laporan		

Catatan : Form 1 pembimbing 1  
Form 2 pembimbing 2

Ponorogo, 26-1-2021  
Pembimbing

(Nikmah Reti)



**UNIVERSITAS MUHAMMADIYAH PONOROGO**  
**FAKULTAS KEGURUAN DAN ILMU PENDIDIKAN**

Jl. Budi Utomo No. 10 Ponorogo 63471 Jawa Timur Indonesia  
Telp (0352) 481124, Fax. (0352) 461796, e-mail : [akademik@umpo.ac.id](mailto:akademik@umpo.ac.id)  
Website : [www.umpo.ac.id](http://www.umpo.ac.id)

**BERITA ACARA CATATAN BIMBINGAN SKRIPSI**

Form 2

1. Nama : MEGHA JUSTIKA SHARHA  
2. NIM : 16331947  
3. Program Studi : Pendidikan Bahasa Inggris  
4. Judul Skripsi : English Learning Application (English Pictorial  
Dictionary)

TAHUN/SMT :

PEMBIMBING :

Tanggal	Materi	Catatan	Paraf Pembimbing
	- title, kind of project → HKI	ok	
	- make it easy to watch / join the APP	try	
	- Pendaftaran HKI		

Catatan : Form 1 pembimbing 1  
Form 2 pembimbing 2

Ponorogo, .....  
Pembimbing

(.....)