



Daftar Nama Perusahaan Manufaktur Yang Terdaftar Di BEI Tahun 2017-2020

No	Kode	Nama Perusahaan
1.	INTP	Indocement Tunggul Prakasa Tbk
2.	SMBR	Semen Baturaja (Persero) Tbk
3.	SMCB	Solusi Bangun Indonesia Tbk.
4.	SMGR	Semen Indonesia (Persero) Tbk <i>d.h Semen Gresik (Persero) Tbk</i>
5.	WSBP	Waskita Beton Precast Tbk
6.	WTON	Wijaya Karya Beton Tbk
7.	AMFG	Asahimas Flat Glass Tbk
8.	ARNA	Arwana Citra Mulia Tbk
9.	INCF	Indo Komoditi Korpora Tbk.
10.	KMTR	Kirana Megatara Tbk.
11.	MARK	Mark Dynamics Indonesia Tbk
12.	MLIA	Mulia Industrindo Tbk
13.	TOTO	Surya Toto Indonesia Tbk
14.	ALKA	Alaska Industrindo Tbk
15.	ALMI	Alumindo Light Metal Industry Tbk
16.	BAJA	Saranacentral Bajatama Tbk
17.	BTON	Beton Jaya Manunggal Tbk
18.	CTBN	Citra Turbindo Tbk
19.	GDST	Gunawan Dianjaya Steel Tbk
20.	INAI	Indal Aluminium Industry Tbk
21.	ISSP	Steel Pipe Industry Of Indonesia Tbk
22.	JKSW	Jakarta Kyoei Steel Work LTD Tbk
23.	TDPM	Tridomain Performance Material
24.	KRAS	Krakatau Steel (Persero) Tbk
25.	LION	Lion Metal Works Tbk
26.	LMSH	Lionmesh Prima Tbk
27.	NIKL	Pelat Timah Nusantara Tbk
28.	PICO	Pelangi Indah Canindo Tbk
29.	TBMS	Tembaga Mulia Semanan Tbk
30.	AGII	Aneka Gas Industri Tbk
31.	BRPT	Barito Pasific Tbk
32.	BUDI	Budi Starch & Sweetener Tbk <i>d.h Budi Acid Jaya Tbk</i>
33.	DPNS	Duta Pertiwi Nusantara Tbk
34.	EKAD	Ekadharna International Tbk
35.	ETWA	Eterindo Wahanatama Tbk
36.	INCI	Intan Wijaya International Tbk
37.	MDKI	Emdeki Utama Tbk
38.	SRSN	Indo Acitama Tbk <i>d.h Sarasa Nugraha Tbk</i>
39.	TPIA	Chandra Asri Petrochemical Tbk
40.	UNIC	Unggul Indah Cahaya Tbk
41.	ZONE	Mega Perintis Tbk.

42.	AKPI	Argha Karya Prima Industry Tbk
43.	APLI	Asiaplast Industries Tbk
44.	BRNA	Berlina Tbk
45.	FPNI	Lotte Chemical Titan Tbk
46.	IGAR	Champion Pasific Indonesia Tbk
47.	IMPC	Impack Pratama Industri Tbk
48.	IPOL	Indopoly Swakarsa Industry Tbk
49.	PBID	Panca Budi Idaman Tbk
50.	SINI	Singaraja Putra Tbk.
51.	CPIN	Charoen Pokphand Indonesia Tbk
52.	JPFA	Japfa Comfeed Indonesia Tbk
53.	MAIN	Malindo Feedmill Tbk
54.	SIPD	Siearad Produce Tbk
55.	SULI	SLJ Global Tbk
56.	TIRT	Tirta Mahakam Resources Tbk
57.	TALF	Tunas Alfin Tbk.
58.	TBLA	Tunas Baru Lampung Tbk.
59.	ALDO	Alkindo Naratama Tbk
60.	KDSI	Kedawung Setia Industrial Tbk
61.	FASW	Fajar Surya Wisesa Tbk
62.	INKP	Indah Kiat Pulp & Paper Tbk
63.	INRU	Toba Pulp Lestari Tbk
64.	KBRI	Kertas Basuki Rachmat Indonesia Tbk
65.	SPMA	Suparma Tbk
66.	TKIM	Pabrik Kertas Tjiwi Kimia Tbk
67.	AMIN	Ateliers Mecaniques D'indonesie Tbk
68.	GMFI	Garuda Maintenance Facility Aero Asia Tbk
69.	KRAH	Grand Kartech Tbk
70.	ASII	Astra International Tbk
71.	AUTO	Astra Otopart Tbk
72.	BOLT	Garuda Metalindo Tbk
73.	BRAM	Indo Kordsa Tbk
74.	GDYR	Goodyear Indonesia Tbk
75.	GJTL	Gajah Tunggal Tbk
76.	IMAS	Indomobil Sukses International Tbk
77.	INDS	Indospring Tbk
78.	LPIN	Multi Prima Sejahtera Tbk
79.	MASA	Multistrada Arah Sarana Tbk
80.	NIPS	Nipress Tbk
81.	PRAS	Prima Alloy Steel Universal Tbk
82.	SMSM	Selamat Sempurna Tbk
83.	ADMG	Polychem Indonesia Tbk
84.	ARGO	Argo Pantas Tbk
85.	BELL	Trisula Textile Industries Tbk
86.	CNTX	Century Textile Industry Tbk
87.	ERTX	Eratex Djaya Tbk

88.	ESTI	Ever Shine Tex Tbk
89.	HDTX	Panasia Indo Resource Tbk
90.	INDR	Indo Rama Synthetic Tbk
91.	MYTX	Asia Pacific Investama Tbk.
92.	PBRX	Pan Brothers Tbk
93.	POLY	Asia Pasific Fibers Tbk
94.	RICY	Ricky Putra Globalindo Tbk
95.	SRIL	Sri Rejeki Isman Tbk
96.	SSTM	Sunson Textile Manufacturer Tbk
97.	STAR	Star Petrochem Tbk
98.	TFCO	Tifico Fiber Indonesia Tbk
99.	TRIS	Trisula International Tbk
100.	UNIT	Nusantara Inti Corpora Tbk
101.	BATA	Sepatu Bata Tbk
102.	BIMA	Primarindo Asia Infrastructure Tbk
103.	IKBI	Sumi Indo Kabel Tbk
104.	JECC	Jembo Cable Company Tbk
105.	KBLI	KMI Wire and Cable Tbk
106.	KBLM	Kabelindo Murni Tbk
107.	SCCO	Supreme Cable Manufacturing And Commerce Tbk
108.	VOKS	Voksel Electric Tbk
109.	PTSN	Sat Nusa Persada Tbk
110.	AISA	Tiga Pilar Sejahtera Food Tbk, PT
111.	ICBP	Indofood CBP Sukses Makmur Tbk, PT
112.	ALTO	Tri Banyan Tirta Tbk, PT
113.	CAMP	Campina Ice Cream Industry Tbk
114.	CEKA	Wilmar Cahaya Indonesia Tbk, PT
115.	CLEO	Sariguna Primatirta Tbk
116.	DLTA	Delta Djakarta Tbk, PT
117.	HOKI	Buyung Poetra Sembada Tbk, PT
118.	INDF	Indofood Sukses Makmur Tbk, PT
119.	MLBI	Multi Bintang Indonesia Tbk, PT
120.	MYOR	Mayora Indonesia Tbk, PT
121.	PCAR	Prima Cakrawala Abadi Tbk, PT
122.	PSDN	Prashida Aneka Niaga Tbk, PT
123.	ROTI	Nippon Indosari Corporindi Tbk, PT
124.	SKBM	Sekar Bumi Tbk, PT
125.	SKLT	Sekar Laut Tbk, PT
126.	STTP	Siantar Top Tbk, PT
127.	ULTJ	Ultrajaya Milk Industry And Trading Company Tbk, PT
128.	GGRM	Gudang Garam Tbk
129.	HMSP	Handjaya Mandala Sampoerna Tbk
130.	RMBA	Bentoel International Investama Tbk
131.	WIIM	Wismilak Inti Makmur Tbk
132.	DVLA	Darya Varia Laboratoria Tbk
133.	INAF	Indofarma (Persero) Tbk

134.	KAEF	Kimia Farma (Persero) Tbk
135.	KLBF	Kalbe Farma Tbk
136.	MERK	Merck Indonesia Tbk
137.	PYFA	Pyridam Farma Tbk
138.	SCPI	Merck Sharp Dohme Pharma Tbk
139.	SIDO	Industri Jamu & Farmasi Sido Muncul Tbk
140.	YPAS	Yanaprima Hastapersada Tbk
141.	TSPC	Tempo Scan Pasific Tbk
142.	ARKA	Arkha Jayanti Persada Tbk.
143.	BTEK	Bumi Teknokultura Unggul Tbk
144.	CAKK	Cahayaputra Asa Keramik Tbk.
145.	CPRO	Central Proteina Prima Tbk.
146.	CCSI	Communication Cable Systems In
147.	KPAS	Cottonindo Ariesta Tbk.
148.	GOOD	Garudafood Putra Putri Jaya Tb
149.	SLIS	Gaya Abadi Sempurna Tbk.
150.	POLU	Golden Flower Tbk.
151.	ADES	Akasha Wira International Tbk, PT
152.	KINO	Kino Indonesia Tbk
153.	MBTO	Martina Berto Tbk
154.	MRAT	Mustika Ratu Tbk
155.	TCID	Mandom Indonesia Tbk
156.	UNVR	Unilever Indonesia Tbk
157.	GGRP	Gunung Raja Paksi Tbk.
158.	HRTA	Hartadinata Abadi Tbk.
159.	ITIC	Indonesian Tobacco Tbk.
160.	INOV	Inocycle Technology Group Tbk.
161.	IIKP	Inti Agri Resources Tbk
162.	MOLI	Madusari Murni Indah Tbk.
163.	MGNA	Magna Investama Mandiri Tbk.
164.	PBID	Panca Budi Idaman Tbk.
165.	PEHA	Phapros Tbk.
166.	CINT	Chitose International Tbk, PT
167.	KICI	Kedaung Indah Can Tbk, PT
168.	LMPI	Langgeng Makmur Industry Tbk, PT
169.	WOOD	Integra Indocabinet Tbk, PT
170.	PANI	Pratama Abadi Nusa Industri Tb
171.	SMKL	Satyamitra Kemas Lestari Tbk.
172.	FOOD	Sentra Food Indonesia Tbk.
173.	ESIP	Sinergi Inti Plastindo Tbk.
174.	JSKY	Sky Energy Indonesia Tbk.
175.	PURE	Trinitan Metals and Minerals T
176.	TRST	Trias Sentosa Tbk.
177.	COCO	Wahana Interfood Nusantara Tbk
178.	KPAL	Steadfast Marine Tbk.



Pemilihan Sampel

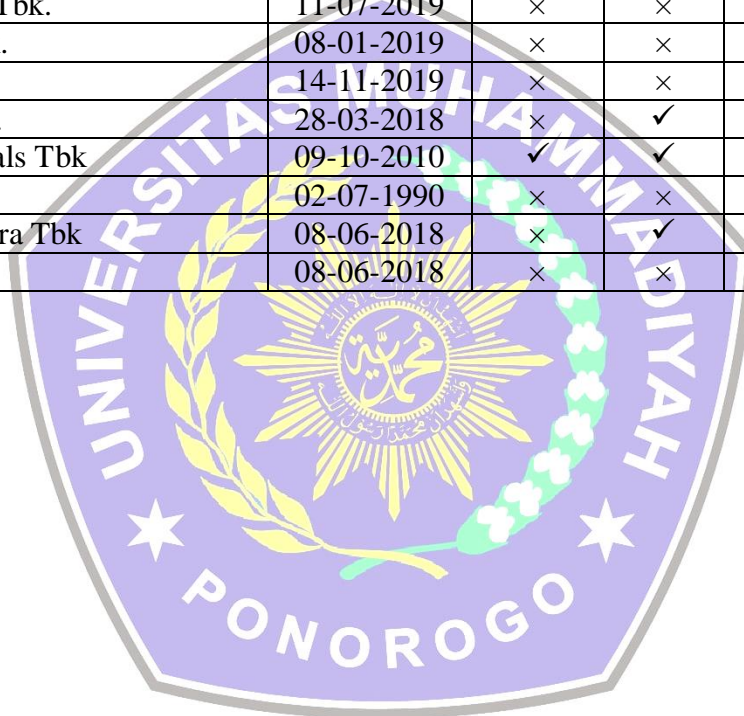
No	Kode	Nama Perusahaan	Tahun Listing	Kriteria Sampel						Sampel
				Kriteria 1				Kriteria 2	Kriteria 3	
				2017	2018	2019	2020			
1.	INTP	Indocement Tunggal Prakasa Tbk	05-12-1989	✓	✓	✓	✓	✓	✓	Sampel 1
2.	SMBR	Semen Baturaja (Persero) Tbk	28-06-2013	✓	✓	✓	✓	✓	✓	Sampel 2
3.	SMCB	Solusi Bangun Indonesia Tbk.	10-08-1997	✓	✓	✓	✓	×	×	
4.	SMGR	Semen Indonesia (Persero) Tbk	08-07-1991	✓	✓	✓	✓	✓	✓	Sampel 3
5.	WSBP	Waskita Beton Precast Tbk	20-09-2016	✓	✓	✓	×	×	×	
6.	WTON	Wijaya Karya Beton Tbk	08-04-2014	✓	✓	✓	✓	✓	✓	Sampel 4
7.	AMFG	Asahimas Flat Glass Tbk	08-11-1995	✓	✓	✓	×	×	×	
8.	ARNA	Arwana Citra Mulia Tbk	17-07-2001	✓	✓	✓	✓	✓	✓	Sampel 5
9.	INCF	Indo Komoditi Korpora Tbk.	06-08-2016	✓	✓	✓	✓	×	×	
10.	KMTR	Kirana Megatara Tbk.	12-07-2017	×	✓	✓	✓	×	×	
11.	MARK	Mark Dynamics Indonesia Tbk	12-07-2017	×	✓	✓	×	×	×	
12.	MLIA	Mulia Industrindo Tbk	17-01-1994	✓	✓	✓	×	×	×	
13.	TOTO	Surya Toto Indonesia Tbk	30-10-1990	✓	✓	×	×	×	×	
14.	ALKA	Alaska Industrindo Tbk	12-07-1990	✓	✓	✓	✓	✓	✓	Sampel 6
15.	ALMI	Alumindo Light Metal Industry Tbk	02-01-1997	×	✓	✓	×	×	×	
16.	BAJA	Saranacentral Bajatama Tbk	21-12-2011	×	×	✓	✓	×	×	
17.	BTON	Beton Jaya Manunggal Tbk	18-07-2001	✓	✓	✓	×	×	×	
18.	CTBN	Citra Turbindo Tbk	28-11-1989	✓	✓	✓	✓	×	×	
19.	GDST	Gunawan Dianjaya Steel Tbk	23-12-2009	✓	✓	✓	✓	×	×	
20.	INAI	Indal Aluminium Industry Tbk	05-12-1994	✓	✓	✓	✓	✓	✓	Sampel 7
21.	ISSP	Steel Pipe Industry Of Indonesia Tbk	22-02-2013	✓	✓	✓	✓	✓	✓	Sampel 7
22.	JKSW	Jakarta Kyoei Steel Work LTD Tbk	06-08-1997	×	✓	✓	×	×	×	

52.	JPFA	Japfa Comfeed Indonesia Tbk	23-10-1989	✓	✓	✓	✓	✓	✓	Sampel 18
53.	MAIN	Malindo Feedmill Tbk	10-02-2006	✓	✓	✓	✓	×	×	
54.	SIPD	Siearad Produce Tbk	27-12-1996	✓	✓	✓	✓	×	×	
55.	SULI	SLJ Global Tbk	21-03-1994	✓	✓	✓	✓	✓	×	
56.	TIRT	Tirta Mahakam Resources Tbk	13-12-1999	✓	✓	✓	✓	×	×	
57.	TALF	Tunas Alfin Tbk.	01-01-2014	×	✓	✓	×	×	×	
58.	TBLA	Tunas Baru Lampung Tbk.	14-02-2000	✓	✓	✓	✓	×	×	
59.	ALDO	Alkindo Naratama Tbk	12-07-2011	✓	✓	✓	×	×	×	
60.	KDSI	Kedawang Setia Industrial Tbk	29-07-1996	✓	✓	✓	✓	✓	✓	Sampel 19
61.	FASW	Fajar Surya Wisesa Tbk	01-12-1994	✓	✓	✓	✓	✓	✓	Sampel 20
62.	INKP	Indah Kiat Pulp & Paper Tbk	16-07-1990	✓	✓	✓	✓	✓	×	
63.	INRU	Toba Pulp Lestari Tbk	18-06-1990	✓	✓	✓	✓	×	×	
64.	KBRI	Kertas Basuki Rachmat Indonesia Tbk	11-07-2008	✓	✓	×	×	×	×	
65.	SPMA	Suparma Tbk	16-11-1994	✓	✓	✓	✓	✓	✓	Sampel 21
66.	TKIM	Pabrik Kertas Tjiwi Kimia Tbk	03-04-1990	✓	✓	✓	✓	✓	×	
67.	AMIN	Ateliers Mecaniques D'indonesie Tbk	10-12-2015	×	✓	×	×	×	×	
68.	GMFI	Garuda Maintenance Facility Aero Asia Tbk	10-10-2017	×	×	✓	✓	×	×	
69.	KRAH	Grand Kartech Tbk	08-11-2013	✓	✓	×	×	×	×	
70.	ASII	Astra International Tbk	04-04-1990	✓	✓	✓	✓	✓	✓	Sampel 22
71.	AUTO	Astra Otopart Tbk	15-06-1998	✓	✓	✓	✓	✓	✓	Sampel 23
72.	BOLT	Garuda Metalindo Tbk	07-07-2015	✓	✓	✓	×	×	×	
73.	BRAM	Indo Kordsa Tbk	05-09-1990	✓	✓	✓	✓	✓	×	
74.	GDYR	Goodyear Indonesia Tbk	01-12-1980	✓	✓	✓	✓	✓	×	
75.	GJTL	Gajah Tunggal Tbk	08-05-1980	✓	✓	✓	✓	×	×	
76.	IMAS	Indomobil Sukses International Tbk	15-09-1993	✓	✓	✓	✓	×	×	
77.	INDS	Indospring Tbk	10-08-1990	✓	✓	×	×	×	×	
78.	LPIN	Multi Prima Sejahtera Tbk	05-02-1990	✓	✓	✓	✓	×	×	
79.	MASA	Multistrada Arah Sarana Tbk	09-06-2005	✓	✓	✓	✓	×	×	
80.	NIPS	Nipress Tbk	24-07-1991	✓	×	×	✓	×	×	

81.	PRAS	Prima Alloy Steel Universal Tbk	12-06-1990	✓	✓	✓	✓	×	×	
82.	SMSM	Selamat Sempurna Tbk	09-09-1996	✓	✓	✓	✓	✓	✓	Sampel 24
83.	ADMG	Polychem Indonesia Tbk	20-10-1993	✓	✓	✓	✓	×	×	
84.	ARGO	Argo Pantes Tbk	07-01-1991	✓	✓	✓	✓	✓	×	
85.	BELL	Trisula Textile Industries Tbk	03-10-2017	×	×	✓	✓	×	×	
86.	CNTX	Century Textile Industry Tbk	22-05-1979	✓	✓	×	×	×	×	
87.	ERTX	Eratex Djaya Tbk	21-08-1990	✓	✓	✓	✓	✓	×	
88.	ESTI	Ever Shine Tex Tbk	13-10-1992	✓	✓	✓	✓	✓	×	
89.	HDTX	Panasia Indo Resource Tbk	06-06-1990	✓	✓	✓	✓	×	×	
90.	INDR	Indo Rama Synthetic Tbk	03-08-1990	✓	✓	✓	✓	✓	×	
91.	MYTX	Asia Pacific Investama Tbk.	10-10-1989	✓	✓	✓	✓	×	×	
92.	PBRX	Pan Brothers Tbk	16-08-1990	✓	✓	✓	✓	✓	×	
93.	POLY	Asia Pasific Fibers Tbk	12-03-1991	✓	✓	✓	✓	✓	×	
94.	RICY	Ricky Putra Globalindo Tbk	22-01-1998	✓	✓	✓	×	×	×	
95.	SRIL	Sri Rejeki Isman Tbk	17-06-2013	✓	✓	✓	✓	✓	×	
96.	SSTM	Sunson Textile Manufacturer Tbk	20-08-1997	✓	✓	✓	✓	×	×	
97.	STAR	Star Petrochem Tbk	13-07-2011	✓	✓	✓	✓	✓	✓	Sampel 25
98.	TFCO	Tifico Fiber Indonesia Tbk	26-02-1980	✓	✓	✓	✓	✓	×	
99.	TRIS	Trisula International Tbk	28-06-2012	✓	✓	✓	✓	✓	✓	Sampel 26
100.	UNIT	Nusantara Inti Corpora Tbk	18-04-2002	✓	×	×	✓	×	×	
101.	BATA	Sepatu Bata Tbk	24-03-1982	✓	✓	✓	×	×	×	
102.	BIMA	Primarindo Asia Infrastructure Tbk	30-08-1994	✓	✓	✓	×	×	×	
103.	IKBI	Sumi Indo Kabel Tbk	21-01-1991	×	×	✓	✓	×	×	
104.	JECC	Jembo Cable Company Tbk	18-11-1992	✓	✓	✓	✓	✓	✓	Sampel 27
105.	KBLI	KMI Wire and Cable Tbk	06-07-1992	✓	✓	✓	×	×	×	
106.	KBLM	Kabelindo Murni Tbk	01-06-1992	✓	✓	✓	✓	✓	✓	Sampel 28
107.	SCCO	Supreme Cable Manufacturing And Commerce Tbk	20-07-1982	✓	✓	✓	✓	✓	✓	Sampel 29
108.	VOKS	Voksel Electric Tbk	20-12-1990	×	✓	✓	×	×	×	

137.	PYFA	Pyridam Farma Tbk	16-10-2001	×	×	✓	✓	×	×	
138.	SCPI	Merck Sharp Dohme Pharma Tbk	08-06-1990	×	✓	✓	×	×	×	
139.	SIDO	Industri Jamu & Farmasi Sido Muncul Tbk	18-12-2013	✓	✓	✓	✓	✓	✓	Sampel 45
140.	YPAS	Yanaprima Hastapersada Tbk	15-03-2008	✓	✓	✓	✓	×	×	
141.	TSPC	Tempo Scan Pasific Tbk	17-01-1994	✓	✓	✓	✓	✓	✓	Sampel 46
142.	ARKA	Arkha Jayanti Persada Tbk.	10-07-2019	×	×	×	✓	×	×	
143.	BTEK	Bumi Teknokultura Unggul Tbk	14-05-2004	✓	✓	✓	✓	×	×	
144.	CAKK	Cahayaputra Asa Keramik Tbk.	31-10-2018	×	×	✓	✓	×	×	
145.	CPRO	Central Proteina Prima Tbk.	28-11-2006	✓	✓	✓	✓	×	×	
146.	CCSI	Communication Cable Systems Indo Tbk	18-06-2019	×	×	×	✓	×	×	
147.	KPAS	Cottonindo Ariesta Tbk.	05-10-2018	×	×	✓	✓	×	×	
148.	GOOD	Garudafood Putra Putri Jaya Tbk	10-10-2018	×	×	✓	✓	×	×	
149.	SLIS	Gaya Abadi Sempurna Tbk.	07-10-2019	×	×	×	✓	×	×	
150.	POLU	Golden Flower Tbk.	26-06-2019	×	×	✓	✓	×	×	
151.	ADES	Akasha Wira International Tbk	13-06-1994	✓	✓	✓	✓	✓	✓	Sampel 47
152.	KINO	Kino Indonesia Tbk	11-12-2015	✓	✓	✓	✓	✓	✓	Sampel 48
153.	MBTO	Martina Berto Tbk	13-01-2011	✓	✓	✓	✓	×	×	
154.	MRAT	Mustika Ratu Tbk	27-07-1995	✓	✓	✓	✓	×	×	
155.	TCID	Mandom Indonesia Tbk	23-09-1993	✓	✓	✓	×	×	×	
156.	UNVR	Unilever Indonesia Tbk	11-01-1982	✓	✓	✓	✓	✓	✓	Sampel 49
157.	GGRP	Gunung Raja Paksi Tbk.	19-09-2019	×	×	✓	✓	×	×	
158.	HRTA	Hartadinata Abadi Tbk.	25-11-2019	×	×	×	✓	×	×	
159.	ITIC	Indonesian Tobacco Tbk.	04-07-2019	×	×	✓	✓	×	×	
160.	INOV	Inocycle Technology Group Tbk.	10-07-2019	×	×	×	✓	×	×	
161.	IIKP	Inti Agri Resources Tbk	14-10-2002	✓	✓	✓	✓	×	×	
162.	MOLI	Madusari Murni Indah Tbk.	30-8-2018	×	×	✓	✓	×	×	
163.	MGNA	Magna Investama Mandiri Tbk.	08-07-2014	✓	✓	✓	✓	×	×	
164.	PBID	Panca Budi Idaman Tbk.	13-12-2017	×	✓	✓	✓	×	×	
165.	PEHA	Phapros Tbk.	26-12-2018	×	×	✓	✓	×	×	

166.	CINT	Chitose International Tbk	27-06-2014	✓	✓	✓	✓	✓	✓	Sampel 50
167.	KICI	Kedaung Indah Can Tbk	28-10-1993	✓	✓	✓	✓	×	×	
168.	LMPI	Langgeng Makmur Industry Tbk	17-10-1994	✓	✓	✓	✓	×	×	
169.	WOOD	Integra Indocabinet Tbk	21-06-2017	×	✓	✓	✓	×	×	
170.	PANI	Pratama Abadi Nusa Industri Tbk	18-09-2018	×	×	✓	✓	×	×	
171.	SMKL	Satyamitra Kemas Lestari Tbk.	11-07-2019	×	×	✓	✓	×	×	
172.	FOOD	Sentra Food Indonesia Tbk.	08-01-2019	×	×	✓	✓	×	×	
173.	ESIP	Sinergi Inti Plastindo Tbk.	14-11-2019	×	×	×	✓	×	×	
174.	JSKY	Sky Energy Indonesia Tbk.	28-03-2018	×	✓	✓	✓	×	×	
175.	PURE	Trinitan Metals and Minerals Tbk	09-10-2010	✓	✓	✓	×	×	×	
176.	TRST	Trias Sentosa Tbk	02-07-1990	×	×	✓	✓	×	×	
177.	COCO	Wahana Interfood Nusantara Tbk	08-06-2018	×	✓	✓	✓	×	×	
178.	KPAL	Steadfast Marine Tbk.	08-06-2018	×	×	✓	✓	×	×	






Daftar Sampel Penelitian

No	Kode	Nama Perusahaan
1	INTP	Indocement Tunggal Prakasa Tbk
2	SMBR	Semen Baturaja (Persero) Tbk
3	SMGR	Semen Gresik (Persero) Tbk
4	WTON	Wijaya Karya Beton Tbk
5	ARNA	Arwana Citra Mulia Tbk
6	ALKA	Alaska Industrindo Tbk
7	INAI	Indal Aluminium Industry Tbk
8	ISSP	Steel Pipe Industry Of Indonesia Tbk
9	BUDI	Budi Starch & Sweetener Tbk
10	DPNS	Duta Pertiwi Nusantara Tbk
11	EKAD	Ekadharna International Tbk
12	INCI	Intan Wijaya International Tbk
13	SRSN	Indo Acitama d.h Sarasa Nugraha Tbk
14	AKPI	Argha Karya Prima Industry Tbk
15	IGAR	Champion Pasific Indonesia Tbk
16	IMPC	Impack Pratama Industri Tbk
17	CPIN	Charoen Pokphand Indonesia Tbk
18	JPFA	Japfa Comfeed Indonesia Tbk
19	KDSI	Kedawung Setia Industrial Tbk
20	FASW	Fajar Surya Wisesa Tbk
21	SPMA	Suparma Tbk
22	ASII	Astra International Tbk
23	AUTO	Astra Otopart Tbk
24	SMSM	Selamat Sempurna Tbk
25	STAR	Star Petrochem/Buana Artha Anugerah Tbk
26	TRIS	Trisula International Tbk
27	JECC	Jembo Cable Company Tbk
28	KBLM	Kabelindo Murni Tbk
29	SCCO	Supreme Cable Manufacturing And Commerce Tbk
30	ICBP	Indofood CBP Sukses Makmur Tbk
31	CEKA	Wilmar Cahaya Indonesia Tbk
32	DLTA	Delta Djakarta Tbk
33	INDF	Indofood Sukses Makmur Tbk
34	MLBI	Multi Bintang Indonesia Tbk
35	MYOR	Mayora Indonesia Tbk
36	ROTI	Nippon Indosari Corporindo Tbk

37	SKBM	Sekar Bumi Tbk
38	ULTJ	Ultrajaya Milk Industry And Trading Company Tbk
39	GGRM	Gudang Garam Tbk
40	HMSP	Handjaya Mandala Sampoerna Tbk
41	WIIM	Wismilak Inti Makmur Tbk
42	DVLA	Darya Varia Laboratoria Tbk
43	KLBF	Kalbe Farma Tbk
44	MERK	Merck Indonesia Tbk
45	SIDO	Industri Jamu & Farmasi Sido Muncul Tbk
46	TSPC	Tempo Scan Pasific Tbk
47	ADES	Akasha Wira International d.h Ades Waters Indonesia Tbk
48	KINO	Kino Indonesia Tbk
49	UNVR	Unilever Indonesia Tbk
50	CINT	Chitose International Tbk





Rekap Data

No	Kode	Tahun	Karakter Eksekutif	Corporate Governance	Likuiditas	Tax Avoidance
1	INTP	2017	0.223	1	3.703	0.0273
2		2018	0.262	1	3.137	0.0285
3		2019	0.279	1	3.312	0.0281
4		2020	0.310	1	2.917	0.0134
5	SMBR	2017	0.101	0	1.680	0.0328
6		2018	0.109	0	2.134	0.0202
7		2019	0.122	0	2.288	0.0153
8		2020	0.135	0	1.330	0.0062
9	SMGR	2017	0.167	1	1.568	0.0348
10		2018	0.185	1	1.967	-0.0086
11		2019	0.215	1	1.361	-0.0081
12		2020	0.044	1	0.670	0.0000
13	WTON	2017	0.052	0	1.032	0.0059
14		2018	0.055	0	1.119	0.0110
15		2019	0.058	0	1.157	0.0218
16		2020	0.092	0	1.115	0.0372
17	ARNA	2017	0.241	1	1.626	0.0763
18		2018	0.264	1	1.736	-0.0095
19		2019	0.242	1	1.736	0.0001
20		2020	0.244	1	1.964	0.0015
21	ALKA	2017	0.028	0	1.298	0.0555
22		2018	0.018	0	1.162	0.0350
23		2019	0.010	0	1.177	0.0153
24		2020	0.011	0	1.303	0.0180
25	INAI	2017	0.100	0	0.993	0.0252
26		2018	0.091	0	1.023	0.0208
27		2019	0.115	0	1.078	0.0280
28		2020	0.246	0	1.112	-0.0084
29	ISSP	2017	0.003	0	1.505	-0.0118
30		2018	0.001	0	1.411	0.0751
31		2019	0.012	0	1.395	-0.0097
32		2020	0.008	0	1.440	-0.0104
33	BUDI	2017	0.123	0	1.007	0.0299
34		2018	0.128	0	1.003	0.0208
35		2019	0.177	0	1.006	0.0203
36		2020	0.217	0	1.144	0.0175
37	DPNS	2017	0.079	0	9.621	-0.0024
38		2018	0.074	0	7.736	0.0033
39		2019	0.082	0	21.705	-0.0052
40		2020	0.098	0	208.445	0.0151
41	EKAD	2017	0.071	0	4.519	-0.0021

42		2018	0.075	0	5.050	0.0043
43		2019	0.067	0	6.917	0.0045
44		2020	0.070	0	8.105	0.0101
45	INCI	2017	0.218	0	5.102	-0.0024
46		2018	0.171	0	3.036	-0.0069
47		2019	0.166	0	3.623	-0.0060
48		2020	0.147	0	3.717	-0.0060
49	SRSN	2017	0.199	0	2.132	0.0077
50		2018	0.190	0	2.453	0.0082
51		2019	0.174	0	2.469	0.0068
52		2020	0.038	0	2.171	0.0076
53	AKPI	2017	0.416	1	1.043	0.0011
54		2018	0.380	1	1.015	0.0000
55		2019	0.425	1	1.084	0.0000
56		2020	0.476	0	1.034	-0.0355
57	IGAR	2017	0.167	1	6.502	0.1886
58		2018	0.162	1	5.763	0.1083
59		2019	0.162	1	7.719	0.1353
60		2020	0.140	1	10.480	0.1249
61	IMPC	2017	0.065	0	3.606	0.0386
62		2018	0.074	0	3.564	0.0498
63		2019	0.080	0	2.452	0.0395
64		2020	0.086	0	2.074	0.0263
65	CPIN	2017	0.095	1	2.317	-0.0061
66		2018	0.117	1	2.979	0.1018
67		2019	0.108	1	2.563	-0.0122
68		2020	0.113	1	2.526	-0.0120
69	JPFA	2017	0.056	1	2.346	0.0181
70		2018	0.115	1	1.798	0.0316
71		2019	0.122	1	1.733	0.0024
72		2020	0.158	1	1.955	0.0020
73	KDSI	2017	0.152	0	1.186	0.0806
74		2018	0.157	0	1.169	0.0862
75		2019	0.192	0	1.240	0.0870
76		2020	0.213	0	1.646	0.0785
77	FASW	2017	0.165	1	0.742	0.0267
78		2018	0.140	1	1.173	0.0349
79		2019	0.152	1	0.704	0.0009
80		2020	0.168	1	0.809	-0.0069
81	SPMA	2017	0.313	0	1.022	0.0395
82		2018	0.322	0	3.761	0.0303
83		2019	0.317	0	1.620	0.0377
84		2020	0.345	0	1.733	0.0392
85	ASII	2017	0.081	1	1.229	0.0888
86		2018	0.081	1	1.126	0.0927
87		2019	0.088	1	1.291	0.0901

88		2020	0.109	1	1.543	0.0646
89	AUTO	2017	0.099	1	1.719	0.0160
90		2018	0.102	1	1.479	0.0221
91		2019	0.110	1	1.612	0.0466
92		2020	0.145	1	1.857	-0.0138
93	SMSM	2017	0.306	1	3.739	0.1171
94		2018	0.310	1	3.943	0.1196
95		2019	0.300	1	4.637	0.1015
96		2020	0.295	1	5.761	0.0800
97	STAR	2017	0.182	0	2.770	0.0378
98		2018	0.192	0	2.874	0.0121
99		2019	0.213	0	6.453	0.0419
100		2020	0.006	0	303.282	-0.0231
101	TRIS	2017	0.141	0	1.923	0.0679
102		2018	0.142	0	1.599	0.0912
103		2019	0.151	0	1.818	0.1128
104		2020	0.193	0	1.889	0.0778
105	JECC	2017	0.030	0	1.061	-0.0054
106		2018	0.033	0	1.125	-0.0090
107		2019	0.045	0	1.252	-0.0132
108		2020	0.068	0	1.361	-0.0104
109	KBLM	2017	0.018	0	1.263	-0.0040
110		2018	0.025	0	1.304	0.0011
111		2019	0.023	0	1.364	0.0001
112		2020	0.039	0	1.907	0.0863
113	SCCO	2017	0.047	0	1.742	0.0119
114		2018	0.042	0	1.908	0.0099
115		2019	0.048	0	2.095	0.0097
116		2020	0.041	0	4.400	0.0140
117	ICBP	2017	0.060	1	2.428	-0.0066
118		2018	0.070	1	1.952	0.0039
119		2019	0.075	1	2.536	0.0184
120		2020	0.038	1	2.258	0.0091
121	CEKA	2017	0.080	1	2.224	0.0059
122		2018	0.103	1	5.113	0.0124
123		2019	0.114	1	4.800	0.0180
124		2020	0.097	1	4.663	0.0206
125	DLTA	2017	0.160	1	8.638	0.0239
126		2018	0.159	1	7.198	-0.0026
127		2019	0.165	0	8.050	0.0294
128		2020	0.170	0	7.498	-0.0088
129	INDF	2017	0.091	1	1.503	0.0759
130		2018	0.119	1	1.066	0.0670
131		2019	0.132	1	1.272	0.0717
132		2020	0.084	1	1.373	0.0651
133	MLBI	2017	0.355	1	0.826	0.1384

134		2018	0.293	1	0.778	0.0615
135		2019	0.293	1	0.732	0.1673
136		2020	0.256	1	0.889	-0.0045
137	MYOR	2017	0.127	0	2.386	0.0807
138		2018	0.122	0	2.655	0.0840
139		2019	0.127	0	3.429	0.0928
140		2020	0.141	0	3.694	0.0637
141	ROTI	2017	0.069	1	2.259	0.0122
142		2018	0.087	1	3.571	0.0041
143		2019	0.092	1	1.693	-0.0099
144		2020	0.117	1	3.830	0.0347
145	SKBM	2017	0.046	0	1.635	-0.0070
146		2018	0.054	0	1.383	0.0048
147		2019	0.068	0	1.330	-0.0018
148		2020	0.075	0	1.361	-0.0060
149	ULTJ	2017	0.141	0	4.192	0.0090
150		2018	0.138	0	4.398	0.0037
151		2019	0.131	0	4.444	0.0149
152		2020	0.106	0	2.403	0.0144
153	GGRM	2017	0.119	1	1.936	0.0026
154		2018	0.129	1	2.058	-0.0004
155		2019	0.132	1	2.062	0.0084
156		2020	0.145	1	2.912	0.0117
157	HMSP	2017	0.200	1	5.272	0.0247
158		2018	0.197	1	4.302	0.0178
158		2019	0.181	1	3.276	0.0218
160		2020	0.115	1	2.454	-0.0061
161	WIIM	2017	0.145	0	5.356	0.0401
162		2018	0.161	0	5.919	0.0404
163		2019	0.184	0	6.024	0.0421
164		2020	0.151	0	3.663	0.1332
165	DVLA	2017	0.089	1	2.662	-0.0093
166		2018	0.098	1	2.889	-0.0091
167		2019	0.100	1	2.913	-0.0185
168		2020	0.094	1	2.519	-0.0351
169	KLBF	2017	0.096	1	4.509	0.1498
170		2018	0.092	1	4.658	0.1479
171		2019	0.088	1	4.355	0.1337
172		2020	0.086	1	4.116	0.1256
173	MERK	2017	0.121	1	3.081	-0.0730
174		2018	0.049	1	1.372	-1.2548
175		2019	0.087	1	2.509	0.0207
176		2020	0.093	1	2.547	-0.0022
177	SIDO	2017	0.110	1	7.812	0.0399
178		2018	0.131	1	4.190	0.0340
179		2019	0.152	1	4.123	0.0468


180		2020	0.156	1	3.664	0.0223
181	TSPC	2017	0.055	0	2.521	0.0688
182		2018	0.076	0	2.516	0.0618
183		2019	0.080	0	2.781	0.0706
184		2020	0.083	0	2.959	0.0879
185	ADES	2017	0.183	0	1.202	0.0274
186		2018	0.395	0	1.388	0.7497
187		2019	0.682	0	2.004	1.2437
188		2020	0.198	0	2.970	0.0058
189	KINO	2017	0.062	0	1.654	-0.0123
190		2018	0.060	0	1.503	-0.0177
191		2019	0.076	0	1.347	0.0637
192		2020	0.064	0	1.194	0.0116
193	UNVR	2017	0.241	1	0.634	0.0090
194		2018	0.295	1	0.732	-0.0140
195		2019	0.229	1	0.653	0.0091
196		2020	0.212	1	0.661	-0.0134
197	CINT	2017	0.047	0	3.190	0.0368
198		2018	0.052	0	2.708	0.0116
199		2019	0.063	0	2.377	0.0146
200		2020	0.083	0	2.494	-0.0018



LAMPIRAN 5

DATA KARAKTER

EKSEKUTIF



Data Karakter Eksekutif Tahun 2017-2020

$$\text{RISK} = \sqrt{\sum_{T-1}^T (E - 1 - T \sum_{T-1}^T E)^2 - (T - 1)}$$

Kode	Tahun	Laba Sebelum Pajak	Depresiasi	Amortisasi	Standar Deviasi	Total Aset	Karakter Eksekutif
INTP	2017	Rp 2,287,274,000,000	Rp 12,126,241,000,000	Rp 32,450,000,000	Rp 6,431,035,215,393	Rp 28,863,676,000,000	0.223
	2018	Rp 1,400,228,000,000	Rp 13,292,709,000,000	Rp 44,008,000,000	Rp 7,289,244,533,457	Rp 27,788,562,000,000	0.262
	2019	Rp 2,274,427,000,000	Rp 14,435,003,000,000	Rp 61,548,000,000	Rp 7,739,214,546,251	Rp 27,707,749,000,000	0.279
	2020	Rp 2,148,328,000,000	Rp 15,640,867,000,000	Rp -	Rp 8,478,410,251,671	Rp 27,344,672,000,000	0.310
SMBR	2017	Rp 208,947,154,000	Rp 975,627,558,000	Rp 3,234,250,000	Rp 512,455,751,942	Rp 5,060,337,247,000	0.101
	2018	Rp 145,356,709,000	Rp 1,121,663,820,000	Rp 23,022,506,000	Rp 602,101,039,284	Rp 5,538,079,503,000	0.109
	2019	Rp 86,572,265,000	Rp 1,252,786,377,000	Rp 64,735,476,000	Rp 679,705,468,536	Rp 5,571,270,204,000	0.122
	2020	Rp 36,467,602,000	Rp 1,413,068,056,000	Rp 105,750,846,000	Rp 775,554,346,410	Rp 5,737,175,560,000	0.135
SMGR	2017	Rp 2,746,546,363,000	Rp 15,369,481,980,000	Rp 61,349,341,000	Rp 8,174,020,955,963	Rp 48,963,502,966,000	0.167
	2018	Rp 1,019,255,000,000	Rp 16,959,423,000,000	Rp 419,708,000,000	Rp 9,380,925,547,395	Rp 50,783,836,000,000	0.185
	2019	Rp 824,542,000,000	Rp 30,369,389,000,000	Rp 582,575,000,000	Rp 17,128,002,513,200	Rp 79,807,067,000,000	0.215
	2020	Rp 257,141,000,000	Rp 489,936,000,000	Rp -	Rp 245,068,796,464	Rp 5,553,028,000,000	0.044
WTON	2017	Rp 419,501,620,158	Rp 747,943,717,396	Rp 3,854,628,748	Rp 372,895,249,937	Rp 7,167,976,095,043	0.052
	2018	Rp 619,251,303,685	Rp 971,846,396,174	Rp 5,944,902,628	Rp 488,779,728,177	Rp 8,881,778,299,672	0.055
	2019	Rp 626,270,544,710	Rp 1,212,206,442,611	Rp 8,421,719,157	Rp 601,962,859,888	Rp 10,337,895,087,207	0.058
	2020	Rp 130,504,809,969	Rp 1,410,817,886,080	Rp -	Rp 779,598,206,981	Rp 8,509,017,299,594	0.092
ARNA	2017	Rp 166,203,941,034	Rp 734,794,534,913	Rp -	Rp 385,322,813,150	Rp 1,601,346,561,573	0.241
	2018	Rp 211,729,940,176	Rp 838,349,250,440	Rp -	Rp 435,949,307,695	Rp 1,652,905,985,730	0.264

	2019	Rp 291,607,365,374	Rp 855,353,405,017	Rp -	Rp 434,832,132,404	Rp 1,799,137,069,343	0.242
	2020	Rp 420,626,406,830	Rp 960,749,974,721	Rp -	Rp 481,611,973,245	Rp 1,970,340,289,520	0.244
ALKA	2017	Rp 16,063,389,000	Rp 13,774,524,000	Rp -	Rp 8,689,158,768	Rp 305,208,703,000	0.028
	2018	Rp 22,922,823,000	Rp 16,339,544,000	Rp -	Rp 11,802,373,171	Rp 648,968,295,000	0.018
	2019	Rp 9,944,133,000	Rp 10,093,287,000	Rp -	Rp 5,784,785,656	Rp 604,824,614,000	0.010
	2020	Rp 8,177,691,000	Rp 6,984,223,000	Rp -	Rp 4,417,359,069	Rp 418,630,902,000	0.011
INAI	2017	Rp 52,292,073,203	Rp 231,003,040,577	Rp -	Rp 121,129,734,538	Rp 1,213,916,545,120	0.100
	2018	Rp 64,757,097,094	Rp 247,116,685,875	Rp -	Rp 128,137,398,706	Rp 1,400,683,598,096	0.091
	2019	Rp 48,116,436,880	Rp 262,323,074,906	Rp -	Rp 139,650,200,442	Rp 1,212,894,403,676	0.115
	2020	Rp 26,221,826,142	Rp 608,521,934,202	Rp -	Rp 344,010,645,285	Rp 1,395,969,637,457	0.246
ISSP	2017	Rp 20,430,000,000	Rp 49,535,000,000	Rp 52,227,000,000	Rp 17,632,342,905	Rp 6,269,365,000,000	0.003
	2018	Rp 59,640,000,000	Rp 56,074,000,000	Rp 68,435,000,000	Rp 6,362,162,918	Rp 6,494,070,000,000	0.001
	2019	Rp 233,293,000,000	Rp 161,843,000,000	Rp 76,050,000,000	Rp 78,730,449,846	Rp 6,424,507,000,000	0.012
	2020	Rp 155,068,000,000	Rp 67,356,000,000	Rp 78,105,000,000	Rp 47,840,428,012	Rp 6,076,604,000,000	0.008
BUDI	2017	Rp 61,016,000,000	Rp 654,132,000,000	Rp -	Rp 361,339,686,707	Rp 2,939,456,000,000	0.123
	2018	Rp 71,781,000,000	Rp 785,592,000,000	Rp -	Rp 434,325,808,226	Rp 3,392,980,000,000	0.128
	2019	Rp 83,905,000,000	Rp 957,471,000,000	Rp -	Rp 530,237,104,389	Rp 2,999,767,000,000	0.177
	2020	Rp 69,312,000,000	Rp 1,147,244,000,000	Rp -	Rp 643,287,176,086	Rp 2,963,007,000,000	0.217
DPNS	2017	Rp 7,568,252,565	Rp 45,669,509,585	Rp -	Rp 24,476,820,120	Rp 308,491,173,960	0.079
	2018	Rp 12,347,569,714	Rp 46,267,757,914	Rp -	Rp 23,957,417,320	Rp 322,185,012,261	0.074
	2019	Rp 5,302,563,264	Rp 47,405,358,183	Rp -	Rp 25,974,444,176	Rp 318,141,387,900	0.082
	2020	Rp 4,461,029,495	Rp 48,224,068,839	Rp -	Rp 30,945,141,885	Rp 317,310,718,779	0.098
EKAD	2017	Rp 102,649,309,681	Rp 93,977,654,350	Rp -	Rp 56,926,674,915	Rp 796,767,646,172	0.071
	2018	Rp 101,455,415,901	Rp 118,740,549,405	Rp 304,253,500	Rp 63,975,893,485	Rp 853,267,454,400	0.075
	2019	Rp 111,834,501,956	Rp 114,523,762,915	Rp 608,507,000	Rp 65,006,588,908	Rp 968,234,349,565	0.067
	2020	Rp 123,522,654,770	Rp 140,529,851,516	Rp 912,760,500	Rp 76,174,539,729	Rp 1,081,979,820,386	0.070
INCI	2017	Rp 22,077,467,345	Rp 124,113,384,088	Rp -	Rp 66,210,365,477	Rp 303,788,390,330	0.218
	2018	Rp 22,040,417,272	Rp 125,356,164,881	Rp -	Rp 66,925,445,798	Rp 391,362,697,956	0.171
	2019	Rp 18,037,062,772	Rp 124,777,764,042	Rp -	Rp 67,439,359,601	Rp 405,445,049,452	0.166

	2020	Rp 38,393,758,749	Rp 127,796,862,348	Rp -	Rp 65,573,157,199	Rp 444,865,800,672	0.147
SRSN	2017	Rp 18,969,208,000	Rp 234,838,072,000	Rp 746,634,000	Rp 130,211,513,823	Rp 652,726,454,000	0.199
	2018	Rp 50,845,763,000	Rp 246,539,437,000	Rp -	Rp 130,168,480,347	Rp 686,777,211,000	0.190
	2019	Rp 57,029,659,000	Rp 258,455,861,000	Rp -	Rp 135,784,344,301	Rp 779,246,858,000	0.174
	2020	Rp 61,027,867,000	Rp 3,600,468,000	Rp -	Rp 34,242,444,608	Rp 906,846,895,000	0.038
AKPI	2017	Rp 31,813,498,000	Rp 1,994,888,397,000	Rp -	Rp 1,142,676,308,367	Rp 2,745,325,833,000	0.416
	2018	Rp 91,686,890,000	Rp 2,066,891,421,000	Rp -	Rp 1,167,752,797,134	Rp 3,070,410,492,000	0.380
	2019	Rp 78,501,405,000	Rp 2,082,490,699,000	Rp -	Rp 1,180,317,970,752	Rp 2,776,775,756,000	0.425
	2020	Rp 40,676,936,000	Rp 2,199,113,453,000	Rp -	Rp 1,258,080,733,380	Rp 2,644,267,716,000	0.476
IGAR	2017	Rp 95,764,791,063	Rp 170,438,086,219	Rp -	Rp 85,436,270,060	Rp 513,022,591,574	0.167
	2018	Rp 61,747,960,127	Rp 181,931,783,412	Rp -	Rp 92,516,787,463	Rp 570,197,810,698	0.162
	2019	Rp 83,534,447,014	Rp 199,568,459,052	Rp -	Rp 100,224,303,137	Rp 617,594,780,669	0.162
	2020	Rp 83,166,786,329	Rp 185,458,660,980	Rp -	Rp 92,893,538,437	Rp 665,863,417,235	0.140
IMPC	2017	Rp 111,423,979,247	Rp 298,352,276,080	Rp 1,117,187,500	Rp 150,254,492,082	Rp 2,294,677,493,483	0.065
	2018	Rp 117,459,959,119	Rp 346,637,312,451	Rp 1,574,479,167	Rp 175,603,750,272	Rp 2,370,198,817,803	0.074
	2019	Rp 133,973,045,799	Rp 397,097,190,691	Rp 2,593,229,167	Rp 200,884,854,042	Rp 2,501,132,856,219	0.080
	2020	Rp 175,476,928,095	Rp 461,438,723,374	Rp 3,611,979,167	Rp 231,270,778,072	Rp 2,697,100,062,756	0.086
CPIN	2017	Rp 3,255,705,000,000	Rp 4,604,691,000,000	Rp 81,342,000,000	Rp 2,322,248,546,121	Rp 24,522,593,000,000	0.095
	2018	Rp 5,907,351,000,000	Rp 5,421,020,000,000	Rp 95,040,000,000	Rp 3,224,529,422,068	Rp 27,645,118,000,000	0.117
	2019	Rp 4,595,238,000,000	Rp 6,228,576,000,000	Rp 108,738,000,000	Rp 3,168,829,763,453	Rp 29,353,041,000,000	0.108
	2020	Rp 4,767,698,000,000	Rp 7,035,492,000,000	Rp 120,037,000,000	Rp 3,525,317,013,035	Rp 31,159,291,000,000	0.113
JPFA	2017	Rp 1,740,595,000,000	Rp 2,256,644,000,000	Rp -	Rp 1,182,400,078,031	Rp 21,088,870,000,000	0.056
	2018	Rp 3,089,839,000,000	Rp 5,293,030,000,000	Rp -	Rp 2,658,863,234,834	Rp 23,038,028,000,000	0.115
	2019	Rp 2,572,708,000,000	Rp 6,113,213,000,000	Rp -	Rp 3,069,347,794,230	Rp 25,185,009,000,000	0.122
	2020	Rp 1,679,091,000,000	Rp 7,791,996,000,000	Rp -	Rp 4,100,856,735,475	Rp 25,951,760,000,000	0.158
KDSI	2017	Rp 93,363,070,902	Rp 386,313,567,492	Rp -	Rp 201,566,708,928	Rp 1,328,291,727,616	0.152
	2018	Rp 103,955,745,914	Rp 419,735,355,095	Rp -	Rp 218,594,497,872	Rp 1,391,416,464,512	0.157
	2019	Rp 94,926,825,515	Rp 455,672,191,166	Rp -	Rp 240,411,268,054	Rp 1,253,650,408,375	0.192
	2020	Rp 82,952,707,385	Rp 494,603,466,178	Rp -	Rp 264,880,503,760	Rp 1,245,707,236,962	0.213

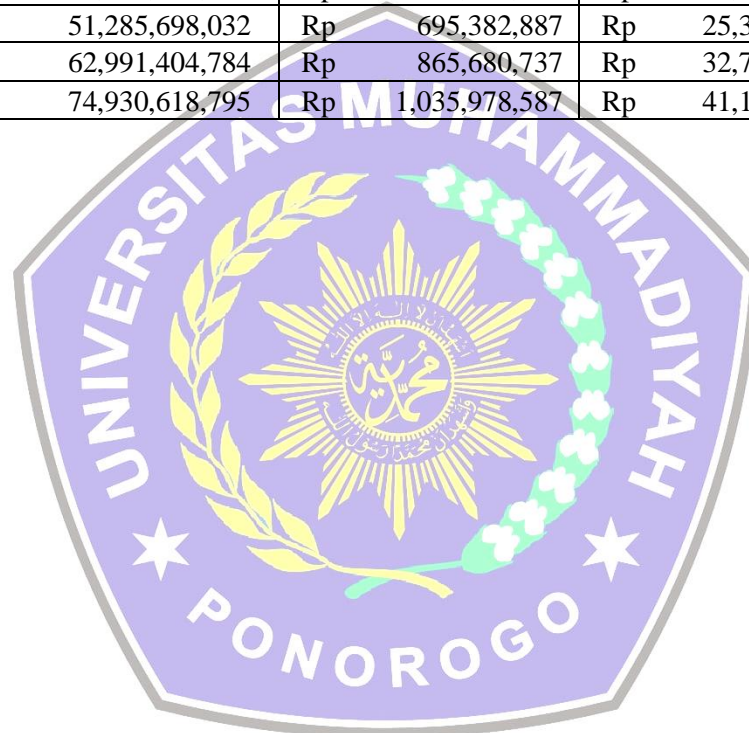
FASW	2017	Rp 824,530,694,900	Rp 3,007,967,582,524	Rp 28,368,351,206	Rp 1,542,686,115,137	Rp 9,369,891,776,775	0.165
	2018	Rp 1,988,090,191,158	Rp 3,048,748,781,961	Rp 29,098,289,059	Rp 1,531,934,235,861	Rp 10,965,118,706,784	0.140
	2019	Rp 1,220,595,729,710	Rp 3,268,969,083,491	Rp 29,749,598,296	Rp 1,638,418,484,314	Rp 10,751,992,944,302	0.152
	2020	Rp 362,806,757,676	Rp 3,528,229,038,811	Rp 30,541,422,311	Rp 1,930,635,350,241	Rp 11,513,044,288,721	0.168
SPMA	2017	Rp 121,308,934,629	Rp 1,236,686,888,891	Rp 204,555,000	Rp 681,618,516,675	Rp 2,175,660,855,114	0.313
	2018	Rp 109,673,317,782	Rp 1,323,043,814,935	Rp 428,230,000	Rp 734,111,076,754	Rp 2,282,845,632,924	0.322
	2019	Rp 176,640,361,124	Rp 1,383,308,283,434	Rp 674,761,000	Rp 752,627,267,700	Rp 2,372,130,750,775	0.317
	2020	Rp 195,503,438,222	Rp 1,473,131,478,515	Rp 921,343,000	Rp 799,749,782,144	Rp 2,316,065,006,133	0.345
ASII	2017	Rp 29,196,000,000,000	Rp 47,650,000,000,000	Rp 376,000,000,000	Rp 23,825,664,006,137	Rp 295,646,000,000,000	0.081
	2018	Rp 34,995,000,000,000	Rp 55,817,000,000,000	Rp 437,000,000,000	Rp 27,972,472,921,308	Rp 344,711,000,000,000	0.081
	2019	Rp 34,054,000,000,000	Rp 62,471,000,000,000	Rp 523,000,000,000	Rp 31,009,161,425,832	Rp 351,958,000,000,000	0.088
	2020	Rp 21,741,000,000,000	Rp 72,478,000,000,000	Rp 617,000,000,000	Rp 36,933,430,804,625	Rp 338,203,000,000,000	0.109
AUTO	2017	Rp 711,936,000,000	Rp 2,802,160,000,000	Rp -	Rp 1,456,479,196,777	Rp 14,762,309,000,000	0.099
	2018	Rp 861,563,000,000	Rp 3,125,564,000,000	Rp -	Rp 1,614,369,931,225	Rp 15,889,648,000,000	0.102
	2019	Rp 1,119,858,000,000	Rp 3,453,063,000,000	Rp -	Rp 1,761,702,377,161	Rp 16,015,709,000,000	0.110
	2020	Rp 116,071,000,000	Rp 3,867,067,000,000	Rp -	Rp 2,199,911,007,728	Rp 15,180,094,000,000	0.145
SMSM	2017	Rp 720,638,000,000	Rp 1,496,165,000,000	Rp -	Rp 748,250,288,116	Rp 2,443,341,000,000	0.306
	2018	Rp 828,281,000,000	Rp 1,736,996,000,000	Rp -	Rp 868,808,328,517	Rp 2,801,203,000,000	0.310
	2019	Rp 822,042,000,000	Rp 1,860,805,000,000	Rp -	Rp 932,503,518,131	Rp 3,106,981,000,000	0.300
	2020	Rp 684,268,000,000	Rp 1,959,123,000,000	Rp -	Rp 994,287,089,324	Rp 3,375,526,000,000	0.295
STAR	2017	Rp 4,758,401,598	Rp 195,880,842,606	Rp -	Rp 111,743,556,371	Rp 614,705,038,056	0.182
	2018	Rp 6,029,776,900	Rp 207,788,880,248	Rp -	Rp 118,264,754,364	Rp 615,956,006,710	0.192
	2019	Rp 6,769,612,827	Rp 217,495,143,080	Rp -	Rp 123,662,992,323	Rp 579,813,156,839	0.213
	2020	Rp 5,817,863,143	Rp 2,035,708,504	Rp -	Rp 2,952,296,687	Rp 497,557,497,473	0.006
TRIS	2017	Rp 21,833,987,786	Rp 142,549,732,520	Rp -	Rp 76,778,295,860	Rp 544,968,319,987	0.141
	2018	Rp 56,044,065,654	Rp 309,518,822,118	Rp 448,461,000	Rp 164,754,773,094	Rp 1,157,884,379,902	0.142
	2019	Rp 63,948,501,122	Rp 326,752,329,212	Rp 647,777,000	Rp 172,924,363,382	Rp 1,147,246,311,331	0.151
	2020	Rp 11,884,360,558	Rp 364,002,380,301	Rp 797,264,000	Rp 206,570,399,640	Rp 1,068,940,700,530	0.193
JECC	2017	Rp 111,623,616,000	Rp 87,463,344,000	Rp -	Rp 58,727,317,516	Rp 1,927,985,352,000	0.030


	2018	Rp 122,048,569,000	Rp 114,791,505,000	Rp -	Rp 68,466,059,466	Rp 2,102,146,140,000	0.033
	2019	Rp 144,970,437,000	Rp 149,730,921,000	Rp -	Rp 85,106,245,869	Rp 1,888,753,850,000	0.045
	2020	Rp 21,247,754,000	Rp 187,338,935,000	Rp -	Rp 102,578,119,843	Rp 1,513,949,141,000	0.068
KBLM	2017	Rp 44,548,264,596	Rp 20,005,247,829	Rp -	Rp 22,312,617,847	Rp 1,235,198,847,468	0.018
	2018	Rp 64,508,435,214	Rp 36,700,286,153	Rp -	Rp 32,356,200,775	Rp 1,298,358,478,375	0.025
	2019	Rp 48,831,643,532	Rp 54,788,795,078	Rp -	Rp 30,060,575,318	Rp 1,284,437,358,420	0.023
	2020	Rp 9,130,021,231	Rp 74,345,376,047	Rp -	Rp 40,545,519,134	Rp 1,026,762,882,496	0.039
SCCO	2017	Rp 345,230,356,594	Rp 46,459,079,177	Rp -	Rp 187,352,929,593	Rp 4,014,244,589,706	0.047
	2018	Rp 343,024,583,828	Rp 104,374,083,325	Rp -	Rp 175,837,934,744	Rp 4,165,196,478,857	0.042
	2019	Rp 413,405,348,304	Rp 133,099,718,207	Rp -	Rp 211,025,576,356	Rp 4,400,655,628,146	0.048
	2020	Rp 304,057,871,487	Rp 181,879,352,722	Rp -	Rp 153,002,657,170	Rp 3,743,659,818,718	0.041
ICBP	2017	Rp 5,206,561,000,000	Rp 4,979,401,000,000	Rp 1,797,381,000,000	Rp 1,906,102,533,898	Rp 31,619,514,000,000	0.060
	2018	Rp 6,446,785,000,000	Rp 5,713,172,000,000	Rp 1,931,979,000,000	Rp 2,422,776,704,343	Rp 34,367,153,000,000	0.070
	2019	Rp 7,436,972,000,000	Rp 6,599,585,000,000	Rp 2,065,217,000,000	Rp 2,890,140,190,580	Rp 38,709,314,000,000	0.075
	2020	Rp 9,958,647,000,000	Rp 7,575,792,000,000	Rp 2,217,309,000,000	Rp 3,964,838,206,925	Rp 103,588,325,000,000	0.038
CEKA	2017	Rp 143,195,939,366	Rp 218,812,798,901	Rp -	Rp 111,132,074,173	Rp 1,392,636,444,501	0.080
	2018	Rp 123,394,812,359	Rp 241,170,001,213	Rp -	Rp 120,595,912,252	Rp 1,168,956,042,706	0.103
	2019	Rp 285,132,249,695	Rp 261,516,716,333	Rp -	Rp 158,245,108,483	Rp 1,393,079,542,074	0.114
	2020	Rp 232,864,791,126	Rp 283,910,169,740	Rp -	Rp 151,347,627,504	Rp 1,566,673,828,068	0.097
DLTA	2017	Rp 369,012,853,000	Rp 374,825,918,000	Rp -	Rp 214,747,427,695	Rp 1,340,842,765,000	0.160
	2018	Rp 441,248,118,000	Rp 391,200,028,000	Rp -	Rp 241,606,489,585	Rp 1,523,517,170,000	0.159
	2019	Rp 412,437,215,000	Rp 401,840,138,000	Rp -	Rp 235,121,334,232	Rp 1,425,983,722,000	0.165
	2020	Rp 164,704,480,000	Rp 414,554,022,000	Rp -	Rp 208,729,249,079	Rp 1,225,580,913,000	0.170
INDF	2017	Rp 7,658,554,000,000	Rp 17,705,706,000,000	Rp 1,797,381,000,000	Rp 8,045,427,444,131	Rp 87,939,488,000,000	0.091
	2018	Rp 7,446,966,000,000	Rp 23,954,694,000,000	Rp 1,931,979,000,000	Rp 11,459,494,908,178	Rp 96,537,796,000,000	0.119
	2019	Rp 8,749,397,000,000	Rp 26,600,605,000,000	Rp 2,065,217,000,000	Rp 12,684,170,933,636	Rp 96,198,559,000,000	0.132
	2020	Rp 12,426,334,000,000	Rp 29,386,569,000,000	Rp 2,217,309,000,000	Rp 13,723,717,011,397	Rp 163,136,516,000,000	0.084
MLBI	2017	Rp 1,780,020,000,000	Rp 973,374,000,000	Rp -	Rp 891,310,450,366	Rp 2,510,078,000,000	0.355
	2018	Rp 1,671,912,000,000	Rp 1,067,468,000,000	Rp -	Rp 846,574,491,299	Rp 2,889,501,000,000	0.293

	2019	Rp 1,626,612,000,000	Rp 1,234,003,000,000	Rp -	Rp 848,800,313,132	Rp 2,896,950,000,000	0.293
	2020	Rp 396,470,000,000	Rp 1,438,602,000,000	Rp -	Rp 743,057,117,671	Rp 2,907,425,000,000	0.256
MYOR	2017	Rp 2,186,884,603,474	Rp 3,758,609,581,243	Rp -	Rp 1,887,676,246,026	Rp 14,915,849,800,251	0.127
	2018	Rp 2,381,942,198,855	Rp 4,296,368,133,427	Rp -	Rp 2,152,419,353,331	Rp 17,591,706,426,634	0.122
	2019	Rp 2,704,466,581,011	Rp 4,843,364,769,063	Rp -	Rp 2,427,179,681,333	Rp 19,037,918,806,473	0.127
	2020	Rp 2,683,890,279,936	Rp 5,567,196,018,777	Rp -	Rp 2,784,193,196,417	Rp 19,777,500,514,550	0.141
ROTI	2017	Rp 186,147,334,530	Rp 621,647,936,435	Rp 14,897,026,528	Rp 312,818,932,964	Rp 4,559,573,709,411	0.069
	2018	Rp 186,936,324,915	Rp 750,520,949,999	Rp 21,403,551,782	Rp 382,239,215,892	Rp 4,393,810,380,883	0.087
	2019	Rp 347,098,820,613	Rp 884,886,076,699	Rp 29,775,936,855	Rp 432,265,793,355	Rp 4,682,083,844,951	0.092
	2020	Rp 160,357,537,779	Rp 993,775,107,476	Rp 39,917,700,703	Rp 519,444,342,910	Rp 4,452,166,671,985	0.117
SKBM	2017	Rp 31,761,022,154	Rp 142,775,231,005	Rp 1,855,734,911	Rp 74,248,215,637	Rp 1,623,027,475,045	0.046
	2018	Rp 20,887,453,647	Rp 177,677,230,002	Rp 2,809,243,465	Rp 96,167,101,416	Rp 1,771,365,972,009	0.054
	2019	Rp 5,163,201,735	Rp 217,937,736,630	Rp 3,805,915,845	Rp 123,239,118,247	Rp 1,820,383,352,811	0.068
	2020	Rp 13,568,762,041	Rp 238,853,718,811	Rp 3,882,234,633	Rp 132,952,835,583	Rp 1,768,660,546,754	0.075
ULTJ	2017	Rp 1,026,231,000,000	Rp 1,456,308,000,000	Rp 34,098,000,000	Rp 729,380,490,521	Rp 5,186,940,000,000	0.141
	2018	Rp 949,018,000,000	Rp 1,565,521,000,000	Rp 36,832,000,000	Rp 769,095,714,278	Rp 5,555,871,000,000	0.138
	2019	Rp 1,375,359,000,000	Rp 1,666,748,000,000	Rp 39,927,000,000	Rp 867,451,510,843	Rp 6,608,422,000,000	0.131
	2020	Rp 1,421,517,000,000	Rp 1,796,625,000,000	Rp 41,403,000,000	Rp 924,321,817,509	Rp 8,754,116,000,000	0.106
GGRM	2017	Rp 10,436,512,000,000	Rp 15,600,619,000,000	Rp -	Rp 7,947,411,497,009	Rp 66,759,930,000,000	0.119
	2018	Rp 10,479,242,000,000	Rp 17,789,611,000,000	Rp -	Rp 8,941,721,192,832	Rp 69,097,219,000,000	0.129
	2019	Rp 14,487,736,000,000	Rp 20,111,276,000,000	Rp -	Rp 10,376,111,337,149	Rp 78,647,274,000,000	0.132
	2020	Rp 9,663,133,000,000	Rp 22,658,887,000,000	Rp -	Rp 11,370,216,367,649	Rp 78,191,409,000,000	0.145
HMSP	2017	Rp 16,894,806,000,000	Rp 5,255,987,000,000	Rp -	Rp 8,646,020,055,846	Rp 43,141,063,000,000	0.200
	2018	Rp 17,961,269,000,000	Rp 5,821,849,000,000	Rp -	Rp 9,163,938,634,721	Rp 46,602,420,000,000	0.197
	2019	Rp 18,259,423,000,000	Rp 6,743,290,000,000	Rp -	Rp 9,233,090,919,718	Rp 50,902,806,000,000	0.181
	2020	Rp 11,161,466,000,000	Rp 7,718,587,000,000	Rp -	Rp 5,715,597,436,757	Rp 49,674,030,000,000	0.115
WIIM	2017	Rp 54,491,308,212	Rp 332,313,345,839	Rp -	Rp 178,225,768,378	Rp 1,225,712,093,041	0.145
	2018	Rp 70,730,637,719	Rp 379,249,832,385	Rp -	Rp 201,666,949,843	Rp 1,255,573,914,558	0.161
	2019	Rp 42,874,167,628	Rp 434,730,900,013	Rp -	Rp 239,576,309,482	Rp 1,299,521,608,556	0.184

	2020	Rp 215,214,468,586	Rp 486,879,600,011	Rp -	Rp 243,984,615,645	Rp 1,614,442,007,528	0.151
DVLA	2017	Rp 226,147,921,000	Rp 274,211,432,000	Rp -	Rp 146,426,826,266	Rp 1,640,886,147,000	0.089
	2018	Rp 272,843,904,000	Rp 299,245,090,000	Rp -	Rp 165,674,601,987	Rp 1,682,821,739,000	0.098
	2019	Rp 301,250,035,000	Rp 331,356,141,000	Rp -	Rp 183,237,029,275	Rp 1,829,960,714,000	0.100
	2020	Rp 214,069,167,000	Rp 372,705,384,000	Rp -	Rp 187,038,481,275	Rp 1,986,711,872,000	0.094
KLBF	2017	Rp 3,241,186,725,992	Rp 2,812,207,926,852	Rp 298,758,042,167	Rp 1,589,514,584,830	Rp 16,616,239,416,335	0.096
	2018	Rp 3,306,399,669,021	Rp 3,150,164,915,921	Rp 343,419,124,212	Rp 1,667,407,416,034	Rp 18,146,206,145,369	0.092
	2019	Rp 3,402,616,824,533	Rp 3,519,013,543,183	Rp 388,596,965,970	Rp 1,774,700,531,114	Rp 20,264,726,862,584	0.088
	2020	Rp 3,627,632,574,744	Rp 3,950,557,740,308	Rp 430,518,036,881	Rp 1,945,786,111,253	Rp 22,564,300,317,374	0.086
MERK	2017	Rp 205,784,642,000	Rp 105,146,313,000	Rp 26,099,000	Rp 102,887,406,642	Rp 847,006,544,000	0.121
	2018	Rp 50,208,396,000	Rp 123,811,764,000	Rp 40,428,000	Rp 62,254,349,794	Rp 1,263,113,689,000	0.049
	2019	Rp 125,899,182,000	Rp 145,205,200,000	Rp 60,776,000	Rp 78,819,340,450	Rp 901,060,986,000	0.087
	2020	Rp 105,999,860,000	Rp 171,082,214,000	Rp 72,036,000	Rp 86,314,249,190	Rp 929,901,046,000	0.093
SIDO	2017	Rp 681,889,000,000	Rp 454,203,000,000	Rp -	Rp 347,158,438,403	Rp 3,158,198,000,000	0.110
	2018	Rp 867,837,000,000	Rp 515,479,000,000	Rp -	Rp 436,466,076,989	Rp 3,337,628,000,000	0.131
	2019	Rp 1,073,835,000,000	Rp 599,279,000,000	Rp -	Rp 538,123,332,239	Rp 3,536,898,000,000	0.152
	2020	Rp 1,199,548,000,000	Rp 678,806,000,000	Rp -	Rp 601,507,165,447	Rp 3,849,516,000,000	0.156
TSPC	2017	Rp 744,090,262,873	Rp 69,752,901,636	Rp -	Rp 410,947,414,184	Rp 7,434,900,309,021	0.055
	2018	Rp 727,700,178,905	Rp 1,188,178,684,270	Rp -	Rp 599,076,593,605	Rp 7,869,975,060,326	0.076
	2019	Rp 796,220,911,472	Rp 1,334,307,001,601	Rp -	Rp 671,302,161,819	Rp 8,372,769,580,743	0.080
	2020	Rp 1,064,448,534,874	Rp 1,466,495,057,291	Rp -	Rp 757,770,836,362	Rp 9,104,657,533,366	0.083
ADES	2017	Rp 51,095,000,000	Rp 289,844,000,000	Rp 1,611,000,000	Rp 154,125,497,321	Rp 840,236,000,000	0.183
	2018	Rp 700,600,000,000	Rp 328,039,000,000	Rp 4,759,000,000	Rp 348,211,227,658	Rp 881,275,000,000	0.395
	2019	Rp 1,101,790,000,000	Rp 346,381,000,000	Rp 6,095,000,000	Rp 560,800,744,784	Rp 822,375,000,000	0.682
	2020	Rp 167,919,000,000	Rp 386,000,000,000	Rp 7,884,000,000	Rp 189,799,118,913	Rp 958,791,000,000	0.198
KINO	2017	Rp 140,964,951,060	Rp 394,971,084,883	Rp -	Rp 200,163,429,619	Rp 3,237,595,219,274	0.062
	2018	Rp 200,385,373,873	Rp 430,520,303,779	Rp -	Rp 215,431,395,109	Rp 3,592,164,205,408	0.060
	2019	Rp 636,096,776,179	Rp 593,827,631,158	Rp -	Rp 355,677,064,393	Rp 4,695,764,958,883	0.076
	2020	Rp 135,159,940,052	Rp 638,804,023,514	Rp -	Rp 336,649,212,252	Rp 5,255,359,155,031	0.064

UNVR	2017	Rp 9,371,661,000,000	Rp 3,367,083,000,000	Rp 437,875,000,000	Rp 4,554,260,802,793	Rp 18,906,413,000,000	0.241
	2018	Rp 12,148,087,000,000	Rp 3,944,516,000,000	Rp 460,536,000,000	Rp 6,000,493,620,945	Rp 20,326,869,000,000	0.295
	2019	Rp 9,901,772,000,000	Rp 4,571,032,000,000	Rp 492,023,000,000	Rp 4,718,730,048,305	Rp 20,649,371,000,000	0.229
	2020	Rp 9,206,869,000,000	Rp 5,254,870,000,000	Rp 528,706,000,000	Rp 4,344,832,856,499	Rp 20,534,632,000,000	0.212
CINT	2017	Rp 38,318,872,398	Rp 40,649,971,131	Rp 525,085,037	Rp 22,523,361,459	Rp 476,577,841,605	0.047
	2018	Rp 22,090,078,956	Rp 51,285,698,032	Rp 695,382,887	Rp 25,395,200,267	Rp 491,382,035,136	0.052
	2019	Rp 13,896,350,693	Rp 62,991,404,784	Rp 865,680,737	Rp 32,761,075,186	Rp 521,493,784,876	0.063
	2020	Rp 6,564,977,193	Rp 74,930,618,795	Rp 1,035,978,587	Rp 41,159,949,443	Rp 498,020,612,974	0.083





Data Corporate Governance Tahun 2017-2020

Kualitas Audit : KAP Big Four (1)

KAP Non Big Four (0)

Kode	Tahun	Corporate Governance	Keterangan
INTP	2017	1	Diaudit KAP big four
	2018	1	Diaudit KAP big four
	2019	1	Diaudit KAP big four
	2020	1	Diaudit KAP big four
SMBR	2017	0	Diaudit KAP non big four
	2018	0	Diaudit KAP non big four
	2019	0	Diaudit KAP non big four
	2020	0	Diaudit KAP non big four
SMGR	2017	1	Diaudit KAP big four
	2018	1	Diaudit KAP big four
	2019	1	Diaudit KAP big four
	2020	1	Diaudit KAP big four
WTON	2017	0	Diaudit KAP non big four
	2018	0	Diaudit KAP non big four
	2019	0	Diaudit KAP non big four
	2020	0	Diaudit KAP non big four
ARNA	2017	1	Diaudit KAP big four
	2018	1	Diaudit KAP big four
	2019	1	Diaudit KAP big four
	2020	1	Diaudit KAP big four
ALKA	2017	0	Diaudit KAP non big four
	2018	0	Diaudit KAP non big four
	2019	0	Diaudit KAP non big four
	2020	0	Diaudit KAP non big four
INAI	2017	0	Diaudit KAP non big four
	2018	0	Diaudit KAP non big four
	2019	0	Diaudit KAP non big four
	2020	0	Diaudit KAP non big four
ISSP	2017	0	Diaudit KAP non big four
	2018	0	Diaudit KAP non big four
	2019	0	Diaudit KAP non big four
	2020	0	Diaudit KAP non big four
BUDI	2017	0	Diaudit KAP non big four
	2018	0	Diaudit KAP non big four
	2019	0	Diaudit KAP non big four
	2020	0	Diaudit KAP non big four

DPNS	2017	0	Diaudit KAP non big four
	2018	0	Diaudit KAP non big four
	2019	0	Diaudit KAP non big four
	2020	0	Diaudit KAP non big four
EKAD	2017	0	Diaudit KAP non big four
	2018	0	Diaudit KAP non big four
	2019	0	Diaudit KAP non big four
	2020	0	Diaudit KAP non big four
INCI	2017	0	Diaudit KAP non big four
	2018	0	Diaudit KAP non big four
	2019	0	Diaudit KAP non big four
	2020	0	Diaudit KAP non big four
SRSN	2017	0	Diaudit KAP non big four
	2018	0	Diaudit KAP non big four
	2019	0	Diaudit KAP non big four
	2020	0	Diaudit KAP non big four
AKPI	2017	1	Diaudit KAP big four
	2018	1	Diaudit KAP big four
	2019	1	Diaudit KAP big four
	2020	0	Diaudit KAP non big four
IGAR	2017	1	Diaudit KAP big four
	2018	1	Diaudit KAP big four
	2019	1	Diaudit KAP big four
	2020	1	Diaudit KAP big four
IMPC	2017	0	Diaudit KAP non big four
	2018	0	Diaudit KAP non big four
	2019	0	Diaudit KAP non big four
	2020	0	Diaudit KAP non big four
CPIN	2017	1	Diaudit KAP big four
	2018	1	Diaudit KAP big four
	2019	1	Diaudit KAP big four
	2020	1	Diaudit KAP big four
JPFA	2017	1	Diaudit KAP big four
	2018	1	Diaudit KAP big four
	2019	1	Diaudit KAP big four
	2020	1	Diaudit KAP big four
KDSI	2017	0	Diaudit KAP non big four
	2018	0	Diaudit KAP non big four
	2019	0	Diaudit KAP non big four
	2020	0	Diaudit KAP non big four
FASW	2017	1	Diaudit KAP big four
	2018	1	Diaudit KAP big four
	2019	1	Diaudit KAP big four
	2020	1	Diaudit KAP big four
SPMA	2017	0	Diaudit KAP non big four
	2018	0	Diaudit KAP non big four

	2019	0	Diaudit KAP non big four
	2020	0	Diaudit KAP non big four
ASII	2017	1	Diaudit KAP big four
	2018	1	Diaudit KAP big four
	2019	1	Diaudit KAP big four
	2020	1	Diaudit KAP big four
AUTO	2017	1	Diaudit KAP big four
	2018	1	Diaudit KAP big four
	2019	1	Diaudit KAP big four
	2020	1	Diaudit KAP big four
SMSM	2017	1	Diaudit KAP big four
	2018	1	Diaudit KAP big four
	2019	1	Diaudit KAP big four
	2020	1	Diaudit KAP big four
STAR	2017	0	Diaudit KAP non big four
	2018	0	Diaudit KAP non big four
	2019	0	Diaudit KAP non big four
	2020	0	Diaudit KAP non big four
TRIS	2017	0	Diaudit KAP non big four
	2018	0	Diaudit KAP non big four
	2019	0	Diaudit KAP non big four
	2020	0	Diaudit KAP non big four
JECC	2017	0	Diaudit KAP non big four
	2018	0	Diaudit KAP non big four
	2019	0	Diaudit KAP non big four
	2020	0	Diaudit KAP non big four
KBLM	2017	0	Diaudit KAP non big four
	2018	0	Diaudit KAP non big four
	2019	0	Diaudit KAP non big four
	2020	0	Diaudit KAP non big four
SCCO	2017	0	Diaudit KAP non big four
	2018	0	Diaudit KAP non big four
	2019	0	Diaudit KAP non big four
	2020	0	Diaudit KAP non big four
ICBP	2017	1	Diaudit KAP big four
	2018	1	Diaudit KAP big four
	2019	1	Diaudit KAP big four
	2020	1	Diaudit KAP big four
CEKA	2017	1	Diaudit KAP big four
	2018	1	Diaudit KAP big four
	2019	1	Diaudit KAP big four
	2020	1	Diaudit KAP big four
DLTA	2017	1	Diaudit KAP big four
	2018	1	Diaudit KAP big four
	2019	0	Diaudit KAP non big four
	2020	0	Diaudit KAP non big four

INDF	2017	1	Diaudit KAP big four
	2018	1	Diaudit KAP big four
	2019	1	Diaudit KAP big four
	2020	1	Diaudit KAP big four
MLBI	2017	1	Diaudit KAP big four
	2018	1	Diaudit KAP big four
	2019	1	Diaudit KAP big four
	2020	1	Diaudit KAP big four
MYOR	2017	0	Diaudit KAP non big four
	2018	0	Diaudit KAP non big four
	2019	0	Diaudit KAP non big four
	2020	0	Diaudit KAP non big four
ROTI	2017	1	Diaudit KAP big four
	2018	1	Diaudit KAP big four
	2019	1	Diaudit KAP big four
	2020	1	Diaudit KAP big four
SKBM	2017	0	Diaudit KAP non big four
	2018	0	Diaudit KAP non big four
	2019	0	Diaudit KAP non big four
	2020	0	Diaudit KAP non big four
ULTJ	2017	0	Diaudit KAP non big four
	2018	0	Diaudit KAP non big four
	2019	0	Diaudit KAP non big four
	2020	0	Diaudit KAP non big four
GGRM	2017	1	Diaudit KAP big four
	2018	1	Diaudit KAP big four
	2019	1	Diaudit KAP big four
	2020	1	Diaudit KAP big four
HMSP	2017	1	Diaudit KAP big four
	2018	1	Diaudit KAP big four
	2019	1	Diaudit KAP big four
	2020	1	Diaudit KAP big four
WIIM	2017	0	Diaudit KAP non big four
	2018	0	Diaudit KAP non big four
	2019	0	Diaudit KAP non big four
	2020	0	Diaudit KAP non big four
DVLA	2017	1	Diaudit KAP big four
	2018	1	Diaudit KAP big four
	2019	1	Diaudit KAP big four
	2020	1	Diaudit KAP big four
KLBF	2017	1	Diaudit KAP big four
	2018	1	Diaudit KAP big four
	2019	1	Diaudit KAP big four
	2020	1	Diaudit KAP big four
MERK	2017	1	Diaudit KAP big four
	2018	1	Diaudit KAP big four

	2019	1	Diaudit KAP big four
	2020	1	Diaudit KAP big four
SIDO	2017	1	Diaudit KAP big four
	2018	1	Diaudit KAP big four
	2019	1	Diaudit KAP big four
	2020	1	Diaudit KAP big four
TSPC	2017	0	Diaudit KAP non big four
	2018	0	Diaudit KAP non big four
	2019	0	Diaudit KAP non big four
	2020	0	Diaudit KAP non big four
ADES	2017	0	Diaudit KAP non big four
	2018	0	Diaudit KAP non big four
	2019	0	Diaudit KAP non big four
	2020	0	Diaudit KAP non big four
KINO	2017	0	Diaudit KAP non big four
	2018	0	Diaudit KAP non big four
	2019	0	Diaudit KAP non big four
	2020	0	Diaudit KAP non big four
UNVR	2017	1	Diaudit KAP big four
	2018	1	Diaudit KAP big four
	2019	1	Diaudit KAP big four
	2020	1	Diaudit KAP big four
CINT	2017	0	Diaudit KAP non big four
	2018	0	Diaudit KAP non big four
	2019	0	Diaudit KAP non big four
	2020	0	Diaudit KAP non big four



Data Likuiditas Tahun 2017-2020

$$\text{Rasio Lancar} = \frac{\text{Aset Lancar}}{\text{Kewajiban Lancar}}$$

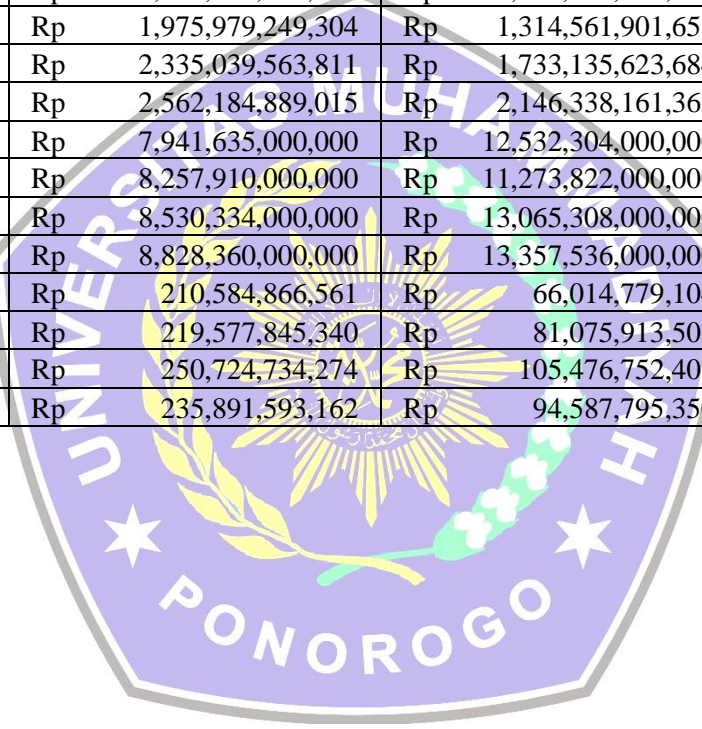
Kode	Tahun	Aset Lancar		Utang Lancar		Likuiditas
INTP	2017	Rp	12,883,074,000,000	Rp	3,479,024,000,000	3.703
	2018	Rp	12,315,796,000,000	Rp	3,925,649,000,000	3.137
	2019	Rp	12,829,494,000,000	Rp	3,873,487,000,000	3.312
	2020	Rp	12,299,306,000,000	Rp	4,215,956,000,000	2.917
SMBR	2017	Rp	1,123,602,449,000	Rp	668,827,967,000	1.680
	2018	Rp	1,358,329,865,000	Rp	636,408,215,000	2.134
	2019	Rp	1,071,983,297,000	Rp	468,526,330,000	2.288
	2020	Rp	1,130,925,970,000	Rp	850,138,636,000	1.330
SMGR	2017	Rp	13,801,818,533,000	Rp	8,803,577,054,000	1.568
	2018	Rp	16,091,024,000,000	Rp	8,179,819,000,000	1.967
	2019	Rp	16,658,531,000,000	Rp	12,240,252,000,000	1.361
	2020	Rp	696,721,000,000	Rp	1,040,611,000,000	0.670
WTON	2017	Rp	4,351,377,174,399	Rp	4,216,314,368,712	1.032
	2018	Rp	5,870,714,397,037	Rp	5,248,086,459,534	1.119
	2019	Rp	7,168,912,545,835	Rp	6,195,054,960,778	1.157
	2020	Rp	5,248,208,303,785	Rp	4,706,620,585,979	1.115
ARNA	2017	Rp	740,190,524,246	Rp	455,152,838,360	1.626
	2018	Rp	827,587,984,112	Rp	476,647,908,156	1.736
	2019	Rp	975,855,222,731	Rp	562,004,316,020	1.736
	2020	Rp	1,183,164,904,839	Rp	602,572,382,597	1.964
ALKA	2017	Rp	277,157,394,000	Rp	213,515,571,000	1.298
	2018	Rp	622,859,287,000	Rp	536,128,557,000	1.162
	2019	Rp	586,263,457,000	Rp	498,178,849,000	1.177
	2020	Rp	407,951,601,000	Rp	313,064,440,000	1.303
INAI	2017	Rp	860,749,259,575	Rp	867,251,288,494	0.993
	2018	Rp	1,053,375,131,067	Rp	1,029,377,481,187	1.023
	2019	Rp	883,710,927,664	Rp	819,488,911,354	1.078
	2020	Rp	1,096,189,237,368	Rp	985,505,542,124	1.112
ISSP	2017	Rp	3,431,703,000,000	Rp	2,279,714,000,000	1.505
	2018	Rp	3,640,720,000,000	Rp	2,579,383,000,000	1.411
	2019	Rp	3,547,289,000,000	Rp	2,542,901,000,000	1.395
	2020	Rp	3,113,612,000,000	Rp	2,162,323,000,000	1.440
BUDI	2017	Rp	1,027,489,000,000	Rp	1,019,986,000,000	1.007
	2018	Rp	1,472,140,000,000	Rp	1,467,508,000,000	1.003
	2019	Rp	1,141,009,000,000	Rp	1,133,685,000,000	1.006
	2020	Rp	1,241,540,000,000	Rp	1,085,439,000,000	1.144
DPNS	2017	Rp	181,198,774,207	Rp	18,832,789,797	9.621

	2018	Rp	192,296,998,181	Rp	24,857,084,132	7.736
	2019	Rp	185,274,219,728	Rp	8,536,205,993	21.705
	2020	Rp	184,653,012,538	Rp	885,861,221	208.445
EKAD	2017	Rp	413,617,087,456	Rp	91,524,721,725	4.519
	2018	Rp	461,472,621,715	Rp	91,381,683,504	5.050
	2019	Rp	486,522,278,448	Rp	70,337,529,585	6.917
	2020	Rp	552,493,858,098	Rp	68,166,758,308	8.105
INCI	2017	Rp	145,540,638,781	Rp	28,527,518,002	5.102
	2018	Rp	191,492,982,970	Rp	63,071,077,029	3.036
	2019	Rp	203,255,907,233	Rp	56,103,890,638	3.623
	2020	Rp	235,888,392,122	Rp	63,454,190,549	3.717
SRSN	2017	Rp	422,532,126,000	Rp	198,217,020,000	2.132
	2018	Rp	448,247,260,000	Rp	182,749,220,000	2.453
	2019	Rp	537,425,364,000	Rp	217,673,718,000	2.469
	2020	Rp	579,393,962,000	Rp	266,837,335,000	2.171
AKPI	2017	Rp	1,003,030,428,000	Rp	961,284,302,000	1.043
	2018	Rp	1,233,718,090,000	Rp	1,215,369,846,000	1.015
	2019	Rp	1,087,597,237,000	Rp	1,003,137,696,000	1.084
	2020	Rp	910,024,936,000	Rp	879,913,552,000	1.034
IGAR	2017	Rp	396,252,892,753	Rp	60,941,267,200	6.502
	2018	Rp	416,191,470,230	Rp	72,223,978,098	5.763
	2019	Rp	446,573,796,440	Rp	57,853,674,597	7.719
	2020	Rp	509,735,319,690	Rp	48,639,860,188	10.480
IMPC	2017	Rp	1,200,668,597,438	Rp	333,004,593,743	3.606
	2018	Rp	1,220,137,554,014	Rp	342,328,901,816	3.564
	2019	Rp	1,174,699,544,323	Rp	479,079,545,266	2.452
	2020	Rp	1,261,952,159,927	Rp	608,353,619,395	2.074
CPIN	2017	Rp	11,720,730,000,000	Rp	5,059,552,000,000	2.317
	2018	Rp	14,097,959,000,000	Rp	4,732,868,000,000	2.979
	2019	Rp	13,297,718,000,000	Rp	5,188,281,000,000	2.563
	2020	Rp	13,531,817,000,000	Rp	5,356,453,000,000	2.526
JPFA	2017	Rp	11,189,325,000,000	Rp	4,769,640,000,000	2.346
	2018	Rp	12,415,809,000,000	Rp	6,904,477,000,000	1.798
	2019	Rp	12,191,930,000,000	Rp	7,033,796,000,000	1.733
	2020	Rp	11,745,138,000,000	Rp	6,007,679,000,000	1.955
KDSI	2017	Rp	841,180,578,033	Rp	709,035,285,125	1.186
	2018	Rp	824,176,454,137	Rp	704,831,802,004	1.169
	2019	Rp	629,203,673,926	Rp	507,508,226,950	1.240
	2020	Rp	664,566,559,707	Rp	403,756,303,700	1.646
FASW	2017	Rp	2,784,006,841,253	Rp	3,753,070,066,277	0.742
	2018	Rp	3,530,218,883,678	Rp	3,010,538,868,185	1.173
	2019	Rp	2,641,761,193,939	Rp	3,752,020,296,349	0.704
	2020	Rp	2,764,166,622,523	Rp	3,415,011,967,990	0.809
SPMA	2017	Rp	750,237,084,349	Rp	733,771,730,418	1.022
	2018	Rp	887,986,684,146	Rp	236,077,148,880	3.761
	2019	Rp	916,211,954,071	Rp	565,569,011,340	1.620

	2020	Rp 645,476,167,999	Rp 372,561,061,935	1.733
ASII	2017	Rp 121,293,000,000,000	Rp 98,722,000,000,000	1.229
	2018	Rp 131,180,000,000,000	Rp 116,467,000,000,000	1.126
	2019	Rp 129,058,000,000,000	Rp 99,962,000,000,000	1.291
	2020	Rp 132,308,000,000,000	Rp 85,736,000,000,000	1.543
AUTO	2017	Rp 5,228,541,000,000	Rp 3,041,502,000,000	1.719
	2018	Rp 6,013,683,000,000	Rp 4,066,699,000,000	1.479
	2019	Rp 5,544,549,000,000	Rp 3,438,999,000,000	1.612
	2020	Rp 5,153,633,000,000	Rp 2,775,650,000,000	1.857
SMSM	2017	Rp 1,570,110,000,000	Rp 419,913,000,000	3.739
	2018	Rp 1,853,782,000,000	Rp 470,116,000,000	3.943
	2019	Rp 2,138,324,000,000	Rp 461,192,000,000	4.637
	2020	Rp 2,294,976,000,000	Rp 398,392,000,000	5.761
STAR	2017	Rp 321,284,372,984	Rp 115,972,411,559	2.770
	2018	Rp 332,864,525,071	Rp 115,834,635,089	2.874
	2019	Rp 579,106,848,960	Rp 89,743,087,070	6.453
	2020	Rp 496,511,685,073	Rp 1,637,129,296	303.282
TRIS	2017	Rp 356,846,493,425	Rp 185,606,885,071	1.923
	2018	Rp 776,931,738,902	Rp 485,928,695,859	1.599
	2019	Rp 757,558,426,474	Rp 416,684,073,265	1.818
	2020	Rp 684,007,219,503	Rp 362,127,923,921	1.889
JECC	2017	Rp 1,294,457,697,000	Rp 1,220,226,620,000	1.061
	2018	Rp 1,454,790,103,000	Rp 1,293,662,935,000	1.125
	2019	Rp 1,287,480,241,000	Rp 1,028,264,298,000	1.252
	2020	Rp 931,144,662,000	Rp 683,973,802,000	1.361
KBLM	2017	Rp 548,840,102,130	Rp 434,423,462,965	1.263
	2018	Rp 604,353,216,583	Rp 463,589,374,916	1.304
	2019	Rp 575,917,900,166	Rp 422,310,102,458	1.364
	2020	Rp 320,497,087,517	Rp 168,071,546,757	1.907
SCCO	2017	Rp 2,171,012,758,933	Rp 1,246,236,997,513	1.742
	2018	Rp 2,310,899,967,253	Rp 1,211,478,289,822	1.908
	2019	Rp 2,545,811,121,087	Rp 1,215,211,419,437	2.095
	2020	Rp 1,855,080,214,313	Rp 421,640,268,111	4.400
ICBP	2017	Rp 16,579,331,000,000	Rp 6,827,588,000,000	2.428
	2018	Rp 14,121,568,000,000	Rp 7,235,398,000,000	1.952
	2019	Rp 16,624,925,000,000	Rp 6,556,359,000,000	2.536
	2020	Rp 20,716,223,000,000	Rp 9,176,164,000,000	2.258
CEKA	2017	Rp 988,479,957,549	Rp 444,383,077,820	2.224
	2018	Rp 809,166,450,672	Rp 158,255,592,250	5.113
	2019	Rp 1,067,652,078,121	Rp 222,440,530,626	4.800
	2020	Rp 1,266,586,465,994	Rp 271,641,005,590	4.663
DLTA	2017	Rp 1,206,576,189,000	Rp 139,684,908,000	8.638
	2018	Rp 1,384,227,944,000	Rp 192,299,843,000	7.198
	2019	Rp 1,292,805,083,000	Rp 160,587,363,000	8.050
	2020	Rp 1,103,831,856,000	Rp 147,207,676,000	7.498
INDF	2017	Rp 32,515,399,000,000	Rp 21,637,763,000,000	1.503

	2018	Rp	33,272,618,000,000	Rp	31,204,102,000,000	1.066
	2019	Rp	31,403,445,000,000	Rp	24,686,862,000,000	1.272
	2020	Rp	38,418,238,000,000	Rp	27,975,875,000,000	1.373
MLBI	2017	Rp	1,076,845,000,000	Rp	1,304,114,000,000	0.826
	2018	Rp	1,228,961,000,000	Rp	1,578,919,000,000	0.778
	2019	Rp	1,162,802,000,000	Rp	1,588,693,000,000	0.732
	2020	Rp	1,189,261,000,000	Rp	1,338,441,000,000	0.889
MYOR	2017	Rp	10,674,199,571,313	Rp	4,473,628,322,956	2.386
	2018	Rp	12,647,858,727,872	Rp	4,764,510,387,113	2.655
	2019	Rp	12,776,102,781,513	Rp	3,726,359,539,201	3.429
	2020	Rp	12,838,729,162,094	Rp	3,475,323,711,943	3.694
ROTI	2017	Rp	2,319,937,439,019	Rp	1,027,176,531,240	2.259
	2018	Rp	1,876,409,299,238	Rp	525,422,150,049	3.571
	2019	Rp	1,874,411,044,438	Rp	1,106,938,318,565	1.693
	2020	Rp	1,549,617,329,468	Rp	404,567,270,700	3.830
SKBM	2017	Rp	836,639,597,232	Rp	511,596,750,506	1.635
	2018	Rp	851,410,216,636	Rp	615,506,825,729	1.383
	2019	Rp	889,743,651,128	Rp	668,931,501,885	1.330
	2020	Rp	953,792,483,691	Rp	701,020,837,232	1.361
ULTJ	2017	Rp	3,439,990,000,000	Rp	820,625,000,000	4.192
	2018	Rp	2,793,521,000,000	Rp	635,161,000,000	4.398
	2019	Rp	3,716,641,000,000	Rp	836,314,000,000	4.444
	2020	Rp	5,593,421,000,000	Rp	2,327,339,000,000	2.403
GGRM	2017	Rp	43,764,490,000,000	Rp	22,611,042,000,000	1.936
	2018	Rp	45,284,719,000,000	Rp	22,003,567,000,000	2.058
	2019	Rp	52,081,133,000,000	Rp	25,258,727,000,000	2.062
	2020	Rp	49,537,929,000,000	Rp	17,009,992,000,000	2.912
HMSP	2017	Rp	34,180,353,000,000	Rp	6,482,969,000,000	5.272
	2018	Rp	37,831,483,000,000	Rp	8,793,999,000,000	4.302
	2019	Rp	41,697,015,000,000	Rp	12,727,676,000,000	3.276
	2020	Rp	41,091,638,000,000	Rp	16,743,834,000,000	2.454
WIIM	2017	Rp	861,172,306,233	Rp	160,790,695,868	5.356
	2018	Rp	888,979,741,744	Rp	150,202,377,711	5.919
	2019	Rp	948,430,163,983	Rp	157,443,942,631	6.024
	2020	Rp	1,288,718,539,539	Rp	351,790,782,502	3.663
DVLA	2017	Rp	1,175,655,601,000	Rp	441,622,865,000	2.662
	2018	Rp	1,203,372,372,000	Rp	416,537,366,000	2.889
	2019	Rp	1,280,212,333,000	Rp	439,444,037,000	2.913
	2020	Rp	1,400,241,872,000	Rp	555,843,521,000	2.519
KLBF	2017	Rp	10,043,950,500,578	Rp	2,227,336,011,715	4.509
	2018	Rp	10,648,288,386,726	Rp	2,286,167,471,594	4.658
	2019	Rp	11,222,490,978,401	Rp	2,577,108,805,851	4.355
	2020	Rp	13,075,331,880,715	Rp	3,176,726,211,674	4.116
MERK	2017	Rp	569,889,512,000	Rp	184,971,088,000	3.081
	2018	Rp	973,309,659,000	Rp	709,437,157,000	1.372
	2019	Rp	675,010,699,000	Rp	269,085,165,000	2.509

	2020	Rp 678,404,760,000	Rp 266,348,137,000	2.547
SIDO	2017	Rp 1,628,901,000,000	Rp 208,507,000,000	7.812
	2018	Rp 1,543,597,000,000	Rp 368,380,000,000	4.190
	2019	Rp 1,716,235,000,000	Rp 416,211,000,000	4.123
	2020	Rp 2,052,081,000,000	Rp 560,043,000,000	3.664
TSPC	2017	Rp 5,049,363,864,387	Rp 2,002,621,403,597	2.521
	2018	Rp 5,130,662,268,849	Rp 2,039,075,034,339	2.516
	2019	Rp 5,432,638,388,008	Rp 1,953,608,306,055	2.781
	2020	Rp 5,941,096,184,235	Rp 2,008,023,494,282	2.959
ADES	2017	Rp 294,244,000,000	Rp 244,888,000,000	1.202
	2018	Rp 364,138,000,000	Rp 262,397,000,000	1.388
	2019	Rp 351,120,000,000	Rp 175,191,000,000	2.004
	2020	Rp 545,239,000,000	Rp 183,559,000,000	2.970
KINO	2017	Rp 1,795,404,979,854	Rp 1,085,566,305,465	1.654
	2018	Rp 1,975,979,249,304	Rp 1,314,561,901,651	1.503
	2019	Rp 2,335,039,563,811	Rp 1,733,135,623,684	1.347
	2020	Rp 2,562,184,889,015	Rp 2,146,338,161,363	1.194
UNVR	2017	Rp 7,941,635,000,000	Rp 12,532,304,000,000	0.634
	2018	Rp 8,257,910,000,000	Rp 11,273,822,000,000	0.732
	2019	Rp 8,530,334,000,000	Rp 13,065,308,000,000	0.653
	2020	Rp 8,828,360,000,000	Rp 13,357,536,000,000	0.661
CINT	2017	Rp 210,584,866,561	Rp 66,014,779,104	3.190
	2018	Rp 219,577,845,340	Rp 81,075,913,501	2.708
	2019	Rp 250,724,734,274	Rp 105,476,752,401	2.377
	2020	Rp 235,891,593,162	Rp 94,587,795,350	2.494





Data Tax Avoidance Tahun 2017-2020

$$TA = \frac{\text{Laba Komersil Sebelum Pajak} - \text{Laba Fiskal}}{\text{Total Aset}}$$

Kode	Tahun	Laba Komersil Sebelum Pajak	Laba Fiskal	Total Aset	Tax Avoidance
INTP	2017	Rp 2,287,274,000,000	Rp 1,499,995,000,000	Rp 28,863,676,000,000	0.0273
	2018	Rp 1,400,228,000,000	Rp 608,157,000,000	Rp 27,788,562,000,000	0.0285
	2019	Rp 2,274,427,000,000	Rp 1,495,853,000,000	Rp 27,707,749,000,000	0.0281
	2020	Rp 2,148,328,000,000	Rp 1,780,669,000,000	Rp 27,344,672,000,000	0.0134
SMBR	2017	Rp 208,947,154,000	Rp 43,203,882,000	Rp 5,060,337,247,000	0.0328
	2018	Rp 145,356,709,000	Rp 33,441,571,000	Rp 5,538,079,503,000	0.0202
	2019	Rp 86,572,265,000	Rp 1,223,450,000	Rp 5,571,270,204,000	0.0153
	2020	Rp 36,467,602,000	Rp 766,677,000	Rp 5,737,175,560,000	0.0062
SMGR	2017	Rp 2,746,546,363,000	Rp 1,042,575,776,000	Rp 48,963,502,966,000	0.0348
	2018	Rp 1,019,255,000,000	Rp 1,457,699,000,000	Rp 50,783,836,000,000	-0.0086
	2019	Rp 824,542,000,000	Rp 1,469,291,000,000	Rp 79,807,067,000,000	-0.0081
	2020	Rp 257,141,000,000	Rp 256,869,000,000	Rp 5,553,028,000,000	0.0000
WTON	2017	Rp 419,501,620,158	Rp 377,338,584,784	Rp 7,167,976,095,043	0.0059
	2018	Rp 619,251,303,685	Rp 521,150,141,973	Rp 8,881,778,299,672	0.0110
	2019	Rp 626,270,544,710	Rp 400,612,431,917	Rp 10,337,895,087,207	0.0218
	2020	Rp 130,504,809,969	-Rp 186,178,641,343	Rp 8,509,017,299,594	0.0372
ARNA	2017	Rp 166,203,941,034	Rp 44,020,031,391	Rp 1,601,346,561,573	0.0763
	2018	Rp 211,729,940,176	Rp 227,468,115,081	Rp 1,652,905,985,730	-0.0095
	2019	Rp 291,607,365,374	Rp 291,434,657,877	Rp 1,799,137,069,343	0.0001
	2020	Rp 420,626,406,830	Rp 417,606,097,532	Rp 1,970,340,289,520	0.0015
ALKA	2017	Rp 16,063,389,000	-Rp 869,714,000	Rp 305,208,703,000	0.0555
	2018	Rp 22,922,823,000	Rp 204,261,000	Rp 648,968,295,000	0.0350
	2019	Rp 9,944,133,000	Rp 692,087,000	Rp 604,824,614,000	0.0153
	2020	Rp 8,177,691,000	Rp 652,970,000	Rp 418,630,902,000	0.0180
INAI	2017	Rp 52,292,073,203	Rp 21,742,102,379	Rp 1,213,916,545,120	0.0252
	2018	Rp 64,757,097,094	Rp 35,626,575,561	Rp 1,400,683,598,096	0.0208
	2019	Rp 48,116,436,880	Rp 14,154,337,720	Rp 1,212,894,403,676	0.0280
	2020	Rp 26,221,826,142	Rp 37,886,154,907	Rp 1,395,969,637,457	-0.0084
ISSP	2017	Rp 20,430,000,000	Rp 94,395,000,000	Rp 6,269,365,000,000	-0.0118
	2018	Rp 596,400,000,000	Rp 108,625,000,000	Rp 6,494,070,000,000	0.0751
	2019	Rp 233,293,000,000	Rp 295,655,000,000	Rp 6,424,507,000,000	-0.0097
	2020	Rp 155,068,000,000	Rp 218,014,000,000	Rp 6,076,604,000,000	-0.0104
BUDI	2017	Rp 61,016,000,000	-Rp 26,928,000,000	Rp 2,939,456,000,000	0.0299
	2018	Rp 71,781,000,000	Rp 1,109,000,000	Rp 3,392,980,000,000	0.0208
	2019	Rp 83,905,000,000	Rp 23,028,000,000	Rp 2,999,767,000,000	0.0203
	2020	Rp 69,312,000,000	Rp 17,424,000,000	Rp 2,963,007,000,000	0.0175

DPNS	2017	Rp 7,568,252,565	Rp 8,322,762,781	Rp 308,491,173,960	-0.0024
	2018	Rp 12,347,569,714	Rp 11,288,344,413	Rp 322,185,012,261	0.0033
	2019	Rp 5,302,563,264	Rp 6,961,687,910	Rp 318,141,387,900	-0.0052
	2020	Rp 4,461,029,495	-Rp 321,632,178	Rp 317,310,718,779	0.0151
EKAD	2017	Rp 102,649,309,681	Rp 104,344,165,546	Rp 796,767,646,172	-0.0021
	2018	Rp 101,455,415,901	Rp 97,754,489,926	Rp 853,267,454,400	0.0043
	2019	Rp 111,834,501,956	Rp 107,452,715,530	Rp 968,234,349,565	0.0045
	2020	Rp 123,522,654,770	Rp 112,580,607,778	Rp 1,081,979,820,386	0.0101
INCI	2017	Rp 22,07,467,345	Rp 22,797,518,667	Rp 303,788,390,330	-0.0024
	2018	Rp 22,040,417,272	Rp 24,731,568,947	Rp 391,362,697,956	-0.0069
	2019	Rp 18,037,062,772	Rp 20,486,364,383	Rp 405,445,049,452	-0.0060
	2020	Rp 38,393,758,749	Rp 41,062,557,195	Rp 444,865,800,672	-0.0060
SRSN	2017	Rp 18,969,208,000	Rp 13,935,059,000	Rp 652,726,454,000	0.0077
	2018	Rp 50,845,763,000	Rp 45,215,966,000	Rp 686,777,211,000	0.0082
	2019	Rp 57,029,659,000	Rp 51,729,244,000	Rp 779,246,858,000	0.0068
	2020	Rp 61,027,867,000	Rp 54,104,184,000	Rp 906,846,895,000	0.0076
AKPI	2017	Rp 31,813,498,000	Rp 28,741,943,000	Rp 2,745,325,833,000	0.0011
	2018	Rp 91,686,890,000	Rp 91,697,355,000	Rp 3,070,410,492,000	0.0000
	2019	Rp 78,501,405,000	Rp 78,510,908,000	Rp 2,776,775,756,000	0.0000
	2020	Rp 40,676,936,000	Rp 134,471,574,000	Rp 2,644,267,716,000	-0.0355
IGAR	2017	Rp 95,764,791,063	-Rp 987,051,503	Rp 513,022,591,574	0.1886
	2018	Rp 61,747,960,127	-Rp 3,880,433	Rp 570,197,810,698	0.1083
	2019	Rp 83,534,447,014	-Rp 6,200,699	Rp 617,594,780,669	0.1353
	2020	Rp 83,166,786,329	-Rp 5,358,961	Rp 665,863,417,235	0.1249
IMPC	2017	Rp 111,423,979,247	Rp 22,879,218,273	Rp 2,294,677,493,483	0.0386
	2018	Rp 117,459,959,119	-Rp 458,447,877	Rp 2,370,198,817,803	0.0498
	2019	Rp 133,973,045,799	Rp 35,099,704,388	Rp 2,501,132,856,219	0.0395
	2020	Rp 175,476,928,095	Rp 104,455,115,350	Rp 2,697,100,062,756	0.0263
CPIN	2017	Rp 3,255,705,000,000	Rp 3,406,247,000,000	Rp 24,522,593,000,000	-0.0061
	2018	Rp 5,907,351,000,000	Rp 3,092,084,000,000	Rp 27,645,118,000,000	0.1018
	2019	Rp 4,595,238,000,000	Rp 4,952,037,000,000	Rp 29,353,041,000,000	-0.0122
	2020	Rp 4,767,698,000,000	Rp 5,141,113,000,000	Rp 31,159,291,000,000	-0.0120
JPFA	2017	Rp 1,740,595,000,000	Rp 1,359,279,000,000	Rp 21,088,870,000,000	0.0181
	2018	Rp 3,089,839,000,000	Rp 2,361,876,000,000	Rp 23,038,028,000,000	0.0316
	2019	Rp 2,572,708,000,000	Rp 2,512,262,000,000	Rp 25,185,009,000,000	0.0024
	2020	Rp 1,679,091,000,000	Rp 1,626,419,000,000	Rp 25,951,760,000,000	0.0020
KDSI	2017	Rp 93,363,070,902	-Rp 13,724,424,000	Rp 1,328,291,727,616	0.0806
	2018	Rp 103,955,745,914	-Rp 15,962,491,774	Rp 1,391,416,464,512	0.0862
	2019	Rp 94,926,825,515	-Rp 14,124,025,955	Rp 1,253,650,408,375	0.0870
	2020	Rp 82,952,707,385	-Rp 14,840,015,965	Rp 1,245,707,236,962	0.0785
FASW	2017	Rp 824,530,694,900	Rp 574,647,604,548	Rp 9,369,891,776,775	0.0267
	2018	Rp 1,988,090,191,158	Rp 1,605,054,221,196	Rp 10,965,118,706,784	0.0349
	2019	Rp 1,220,595,729,710	Rp 1,211,291,985,354	Rp 10,751,992,944,302	0.0009
	2020	Rp 362,806,757,676	Rp 441,868,321,075	Rp 11,513,044,288,721	-0.0069
SPMA	2017	Rp 121,308,934,629	Rp 35,433,634,565	Rp 2,175,660,855,114	0.0395
	2018	Rp 109,673,317,782	Rp 40,470,674,390	Rp 2,282,845,632,924	0.0303

	2019	Rp 176,640,361,124	Rp 87,201,295,452	Rp 2,372,130,750,775	0.0377
	2020	Rp 195,503,438,222	Rp 104,798,447,777	Rp 2,316,065,006,133	0.0392
ASII	2017	Rp 29,196,000,000,000	Rp 2,930,000,000,000	Rp 295,646,000,000,000	0.0888
	2018	Rp 34,995,000,000,000	Rp 3,040,000,000,000	Rp 344,711,000,000,000	0.0927
	2019	Rp 34,054,000,000,000	Rp 2,356,000,000,000	Rp 351,958,000,000,000	0.0901
	2020	Rp 21,741,000,000,000	-Rp 113,000,000,000	Rp 338,203,000,000,000	0.0646
AUTO	2017	Rp 711,936,000,000	Rp 475,629,000,000	Rp 14,762,309,000,000	0.0160
	2018	Rp 861,563,000,000	Rp 511,183,000,000	Rp 15,889,648,000,000	0.0221
	2019	Rp 1,119,858,000,000	Rp 373,619,000,000	Rp 16,015,709,000,000	0.0466
	2020	Rp 116,071,000,000	Rp 324,971,000,000	Rp 15,180,094,000,000	-0.0138
SMSM	2017	Rp 720,638,000,000	Rp 434,406,000,000	Rp 2,443,341,000,000	0.1171
	2018	Rp 828,281,000,000	Rp 493,199,000,000	Rp 2,801,203,000,000	0.1196
	2019	Rp 822,042,000,000	Rp 506,567,000,000	Rp 3,106,981,000,000	0.1015
	2020	Rp 684,268,000,000	Rp 414,214,000,000	Rp 3,375,526,000,000	0.0800
STAR	2017	Rp 4,758,401,598	-Rp 18,506,573,143	Rp 614,705,038,056	0.0378
	2018	Rp 6,029,776,900	-Rp 1,433,792,630	Rp 615,956,006,710	0.0121
	2019	Rp 6,769,612,827	-Rp 17,525,572,941	Rp 579,813,156,839	0.0419
	2020	Rp 5,817,863,143	Rp 17,328,430,431	Rp 497,557,497,473	-0.0231
TRIS	2017	Rp 21,833,987,786	-Rp 15,179,711,938	Rp 544,968,319,987	0.0679
	2018	Rp 56,044,065,654	-Rp 49,506,991,094	Rp 1,157,884,379,902	0.0912
	2019	Rp 63,948,501,122	-Rp 65,426,986,257	Rp 1,147,246,311,331	0.1128
	2020	Rp 11,884,360,558	-Rp 71,310,055,101	Rp 1,068,940,700,530	0.0778
JECC	2017	Rp 111,623,616,000	Rp 121,985,438,000	Rp 1,927,985,352,000	-0.0054
	2018	Rp 122,048,569,000	Rp 141,002,980,000	Rp 2,102,146,140,000	-0.0090
	2019	Rp 144,970,437,000	Rp 169,848,323,000	Rp 1,888,753,850,000	-0.0132
	2020	Rp 21,247,754,000	Rp 36,970,889,000	Rp 1,513,949,141,000	-0.0104
KBLM	2017	Rp 44,548,264,596	Rp 49,427,856,000	Rp 1,235,198,847,468	-0.0040
	2018	Rp 64,508,435,214	Rp 63,015,490,681	Rp 1,298,358,478,375	0.0011
	2019	Rp 48,831,643,532	Rp 48,681,869,698	Rp 1,284,437,358,420	0.0001
	2020	Rp 91,300,212,311	Rp 2,650,404,454	Rp 1,026,762,882,496	0.0863
SCCO	2017	Rp 345,230,356,594	Rp 297,279,654,895	Rp 4,014,244,589,706	0.0119
	2018	Rp 343,024,583,828	Rp 301,706,047,942	Rp 4,165,196,478,857	0.0099
	2019	Rp 413,405,348,304	Rp 370,729,948,153	Rp 4,400,655,628,146	0.0097
	2020	Rp 304,057,871,487	Rp 251,491,256,374	Rp 3,743,659,818,718	0.0140
ICBP	2017	Rp 5,206,561,000,000	Rp 5,413,710,000,000	Rp 31,619,514,000,000	-0.0066
	2018	Rp 6,446,785,000,000	Rp 6,312,759,000,000	Rp 34,367,153,000,000	0.0039
	2019	Rp 7,436,972,000,000	Rp 6,723,171,000,000	Rp 38,709,314,000,000	0.0184
	2020	Rp 9,958,647,000,000	Rp 9,012,998,000,000	Rp 103,588,325,000,000	0.0091
CEKA	2017	Rp 143,195,939,366	Rp 134,998,288,098	Rp 1,392,636,444,501	0.0059
	2018	Rp 123,394,812,359	Rp 108,905,194,725	Rp 1,168,956,042,706	0.0124
	2019	Rp 285,132,249,695	Rp 260,122,563,016	Rp 1,393,079,542,074	0.0180
	2020	Rp 232,864,791,126	Rp 200,652,552,406	Rp 1,566,673,828,068	0.0206
DLTA	2017	Rp 369,012,853,000	Rp 337,031,418,000	Rp 1,340,842,765,000	0.0239
	2018	Rp 441,248,118,000	Rp 445,142,609,000	Rp 1,523,517,170,000	-0.0026
	2019	Rp 412,437,215,000	Rp 370,490,719,000	Rp 1,425,983,722,000	0.0294
	2020	Rp 164,704,480,000	Rp 175,481,391,000	Rp 1,225,580,913,000	-0.0088

INDF	2017	Rp 7,658,554,000,000	Rp 985,712,000,000	Rp 87,939,488,000,000	0.0759
	2018	Rp 7,446,966,000,000	Rp 974,751,000,000	Rp 96,537,796,000,000	0.0670
	2019	Rp 8,749,397,000,000	Rp 1,849,680,000,000	Rp 96,198,559,000,000	0.0717
	2020	Rp 12,426,334,000,000	Rp 1,802,034,000,000	Rp 163,136,516,000,000	0.0651
MLBI	2017	Rp 1,780,020,000,000	Rp 1,432,593,000,000	Rp 2,510,078,000,000	0.1384
	2018	Rp 1,671,912,000,000	Rp 1,494,337,000,000	Rp 2,889,501,000,000	0.0615
	2019	Rp 1,626,612,000,000	Rp 1,141,861,000,000	Rp 2,896,950,000,000	0.1673
	2020	Rp 396,470,000,000	Rp 409,501,000,000	Rp 2,907,425,000,000	-0.0045
MYOR	2017	Rp 2,186,884,603,474	Rp 982,769,113,533	Rp 14,915,849,800,251	0.0807
	2018	Rp 2,381,942,198,855	Rp 903,691,957,048	Rp 17,591,706,426,634	0.0840
	2019	Rp 2,704,466,581,011	Rp 938,617,483,261	Rp 19,037,918,806,473	0.0928
	2020	Rp 2,683,890,279,936	Rp 1,424,237,213,962	Rp 19,777,500,514,550	0.0637
ROTI	2017	Rp 186,147,334,530	Rp 130,668,498,085	Rp 4,559,573,709,411	0.0122
	2018	Rp 186,936,324,915	Rp 169,026,704,137	Rp 4,393,810,380,883	0.0041
	2019	Rp 347,098,820,613	Rp 393,554,717,645	Rp 4,682,083,844,951	-0.0099
	2020	Rp 160,357,537,779	Rp 5,909,420,315	Rp 4,452,166,671,985	0.0347
SKBM	2017	Rp 31,761,022,154	Rp 43,189,424,679	Rp 1,623,027,475,045	-0.0070
	2018	Rp 20,887,453,647	Rp 12,381,549,544	Rp 1,771,365,972,009	0.0048
	2019	Rp 5,163,201,735	Rp 8,447,514,921	Rp 1,820,383,352,811	-0.0018
	2020	Rp 13,568,762,041	Rp 24,159,878,851	Rp 1,768,660,546,754	-0.0060
ULTJ	2017	Rp 1,026,231,000,000	Rp 979,557,000,000	Rp 5,186,940,000,000	0.0090
	2018	Rp 949,018,000,000	Rp 928,403,000,000	Rp 5,555,871,000,000	0.0037
	2019	Rp 1,375,359,000,000	Rp 1,277,040,000,000	Rp 6,608,422,000,000	0.0149
	2020	Rp 1,421,517,000,000	Rp 1,295,278,000,000	Rp 8,754,116,000,000	0.0144
GGRM	2017	Rp 10,436,512,000,000	Rp 10,265,004,000,000	Rp 66,759,930,000,000	0.0026
	2018	Rp 10,479,242,000,000	Rp 10,503,744,000,000	Rp 69,097,219,000,000	-0.0004
	2019	Rp 14,487,736,000,000	Rp 13,830,577,000,000	Rp 78,647,274,000,000	0.0084
	2020	Rp 9,663,133,000,000	Rp 8,745,029,000,000	Rp 78,191,409,000,000	0.0117
HMSP	2017	Rp 16,894,806,000,000	Rp 15,830,731,000,000	Rp 43,141,063,000,000	0.0247
	2018	Rp 17,961,269,000,000	Rp 17,133,357,000,000	Rp 46,602,420,000,000	0.0178
	2019	Rp 18,259,423,000,000	Rp 17,149,362,000,000	Rp 50,902,806,000,000	0.0218
	2020	Rp 11,161,466,000,000	Rp 11,463,904,000,000	Rp 49,674,030,000,000	-0.0061
WIIM	2017	Rp 54,491,308,212	Rp 5,364,738,943	Rp 1,225,712,093,041	0.0401
	2018	Rp 70,730,637,719	Rp 20,016,236,503	Rp 1,255,573,914,558	0.0404
	2019	Rp 42,874,167,628	-Rp 11,853,779,471	Rp 1,299,521,608,556	0.0421
	2020	Rp 215,214,468,586	Rp 143,156,368	Rp 1,614,442,007,528	0.1332
DVLA	2017	Rp 226,147,921,000	Rp 241,477,744,000	Rp 1,640,886,147,000	-0.0093
	2018	Rp 272,843,904,000	Rp 288,155,943,000	Rp 1,682,821,739,000	-0.0091
	2019	Rp 301,250,035,000	Rp 335,055,804,000	Rp 1,829,960,714,000	-0.0185
	2020	Rp 214,069,167,000	Rp 283,755,593,000	Rp 1,986,711,872,000	-0.0351
KLBF	2017	Rp 3,241,186,725,992	Rp 752,892,259,000	Rp 16,616,239,416,335	0.1498
	2018	Rp 3,306,399,669,021	Rp 622,211,480,833	Rp 18,146,206,145,369	0.1479
	2019	Rp 3,402,616,824,533	Rp 692,917,153,894	Rp 20,264,726,862,584	0.1337
	2020	Rp 3,627,632,574,744	Rp 793,964,683,934	Rp 22,564,300,317,374	0.1256
MERK	2017	Rp 205,784,642,000	Rp 267,651,011,000	Rp 847,006,544,000	-0.0730
	2018	Rp 50,208,396,000	Rp 1,635,224,820,000	Rp 1,263,113,689,000	-1.2548

	2019	Rp 125,899,182,000	Rp 107,283,616,000	Rp 901,060,986,000	0.0207
	2020	Rp 10,599,986,000	Rp 12,647,993,000	Rp 929,901,046,000	-0.0022
SIDO	2017	Rp 681,889,000,000	Rp 555,751,000,000	Rp 3,158,198,000,000	0.0399
	2018	Rp 867,837,000,000	Rp 754,418,000,000	Rp 3,337,628,000,000	0.0340
	2019	Rp 1,073,835,000,000	Rp 908,318,000,000	Rp 3,536,898,000,000	0.0468
	2020	Rp 1,199,548,000,000	Rp 1,113,731,000,000	Rp 3,849,516,000,000	0.0223
TSPC	2017	Rp 744,090,262,873	Rp 232,805,208,337	Rp 7,434,900,309,021	0.0688
	2018	Rp 727,700,178,905	Rp 241,102,317,675	Rp 7,869,975,060,326	0.0618
	2019	Rp 796,220,911,472	Rp 204,781,750,101	Rp 8,372,769,580,743	0.0706
	2020	Rp 1,064,448,534,874	Rp 264,024,511,178	Rp 9,104,657,533,366	0.0879
ADES	2017	Rp 51,095,000,000	Rp 28,057,000,000	Rp 840,236,000,000	0.0274
	2018	Rp 700,600,000,000	Rp 39,919,000,000	Rp 881,275,000,000	0.7497
	2019	Rp 1,101,790,000,000	Rp 79,004,000,000	Rp 822,375,000,000	1.2437
	2020	Rp 167,919,000,000	Rp 162,374,000,000	Rp 958,791,000,000	0.0058
KINO	2017	Rp 140,964,951,060	Rp 180,839,384,865	Rp 3,237,595,219,274	-0.0123
	2018	Rp 200,385,373,873	Rp 264,053,925,107	Rp 3,592,164,205,408	-0.0177
	2019	Rp 636,096,776,179	Rp 336,843,464,574	Rp 4,695,764,958,883	0.0637
	2020	Rp 135,159,940,052	Rp 74,241,106,228	Rp 5,255,359,155,031	0.0116
UNVR	2017	Rp 9,371,661,000,000	Rp 9,201,984,000,000	Rp 18,906,413,000,000	0.0090
	2018	Rp 12,148,087,000,000	Rp 12,433,660,000,000	Rp 20,326,869,000,000	-0.0140
	2019	Rp 9,901,772,000,000	Rp 9,714,451,000,000	Rp 20,649,371,000,000	0.0091
	2020	Rp 9,206,869,000,000	Rp 9,481,715,000,000	Rp 20,534,632,000,000	-0.0134
CINT	2017	Rp 38,318,872,398	Rp 20,801,478,543	Rp 476,577,841,605	0.0368
	2018	Rp 22,090,078,956	Rp 16,396,222,484	Rp 491,382,035,136	0.0116
	2019	Rp 13,896,350,693	Rp 6,259,679,077	Rp 521,493,784,876	0.0146
	2020	Rp 6,564,977,193	Rp 7,447,771,928	Rp 498,020,612,974	-0.0018



Hasil Uji Statistik Deskriptif**Descriptive Statistics**

	N	Minimum	Maximum	Mean	Std. Deviation
Karakter Eksekutif	200	.00	.68	.1388	.09687
Corporate Governance	200	.00	1.00	.4650	.50003
Likuiditas	200	.63	303.28	5.2960	25.79308
Tax Avoidance	200	-1.25	1.24	.0320	.14173
Valid N (listwise)	200				





1. Hasil Uji *Outlier*

Daftar Data *Outlier*

Nomor Data	Nama Perusahaan	Kode	Tahun
56	Argha Karya Prima Industry	AKPI	2020
57-60	Champion Pasific Indonesia	IGAR	2017-2020
61	Impack Pratama Industri	IMPC	2017
66	Charoen Pokphand Indonesia	CPIN	2018
84	Suparma	SPMA	2020
85-88	Astra International	ASII	2017-2020
93, 94, dan 96	Selamat Sempurna	SMSM	2017, 2018, dan 2020
102 dan 103	Trisula International	TRIS	2018 dan 2019
129	Indofood Sukses Makmur	INDF	2017
133 dan 135	Multi Bintang Indonesia	MLBI	2017 dan 2019
137-139	Mayora Indonesia	MYOR	2017-2019
164	Wismilak Inti Makmur	WIIM	2020
165	Darya Varia Laboratoria	DVLA	2017
169-172	Kalbe Farma	KLBF	2017-2020
173-174	Merck Indonesia	MERK	2017 dan 2018
184	Tempo Scan Pasific	TSPC	2020
186 dan 187	Akasha Wira International	ADES	2018 dan 2019

2. Uji Normalitas

One-Sample Kolmogorov-Smirnov Test

		Unstandardized Residual
N		166
Normal Parameters ^a	Mean	.0000000
	Std. Deviation	.02481014
Most Extreme Differences	Absolute	.103
	Positive	.103
	Negative	-.074
Kolmogorov-Smirnov Z		1.324
Asymp. Sig. (2-tailed)		.060

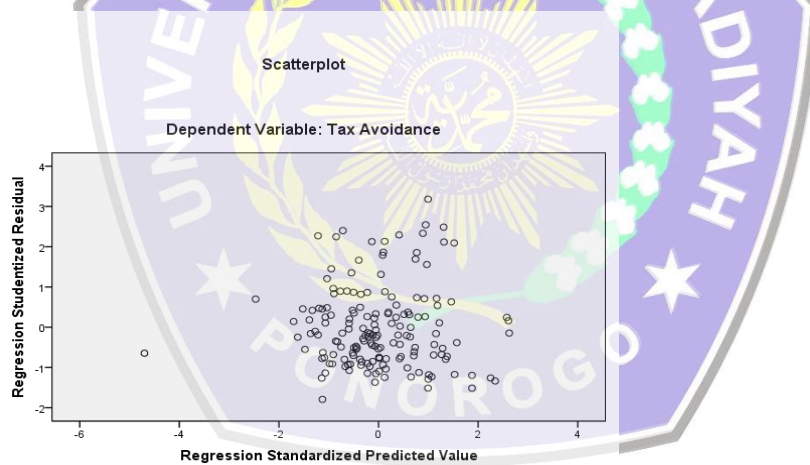
a. Test distribution is Normal.

3. Uji Multikolinearitas

Model	Unstandardized Coefficients		Standardized Coefficients	t	Sig.	Collinearity Statistics	
	B	Std. Error	Beta			Tolerance	VIF
(Constant)	.012	.004		3.277	.001		
Karakter Eksekutif	.068	.025	.220	2.725	.007	.883	1.133
Corporate Governance	-.009	.004	-.176	-2.185	.030	.886	1.129
Likuiditas	-8.795E-5	.000	-.097	-1.265	.208	.983	1.018

a. Dependent Variable: Tax Avoidance

4. Uji Heteroskedastisitas



5. Uji Autokorelasi

Model	R	R Square	Adjusted R Square	Std. Error of the Estimate	Durbin-Watson
1	.254 ^a	.065	.047	.02504	1.300

a. Predictors: (Constant), Likuiditas, Corporate Governance, Karakter Eksekutif

b. Dependent Variable: Tax Avoidance



1. Analisis Regresi Linier Berganda

Coefficients^a

Model	Unstandardized Coefficients		Standardized Coefficients	t	Sig.	Collinearity Statistics	
	B	Std. Error	Beta			Tolerance	VIF
1 (Constant)	.012	.004		3.277	.001		
Karakter Eksekutif	.068	.025	.220	2.725	.007	.883	1.133
Corporate Governance	-.009	.004	-.176	-2.185	.030	.886	1.129
Likuiditas	-8.795E-5	.000	-.097	-1.265	.208	.983	1.018

a. Dependent Variable: Tax Avoidance





1. Uji Parsial (uji t)

Model	Unstandardized Coefficients		Standardized Coefficients	t	Sig.	Collinearity Statistics	
	B	Std. Error	Beta			Tolerance	VIF
(Constant)	.012	.004		3.277	.001		
Karakter Eksekutif	.068	.025	.220	2.725	.007	.883	1.133
Corporate Governance	-.009	.004	-.176	-2.185	.030	.886	1.129
Likuiditas	-8.795E-5	.000	-.097	-1.265	.208	.983	1.018

a. Dependent Variable: Tax Avoidance

2. Uji Simultan (Uji F)

Model	Sum of Squares	Df	Mean Square	F	Sig.
1 Regression	.007	3	.002	3.737	.012 ^a
Residual	.102	162	.001		
Total	.109	165			

a. Predictors: (Constant), Likuiditas, Corporate Governance, Karakter Eksekutif

b. Dependent Variable: Tax Avoidance

3. Koefisien Determinasi

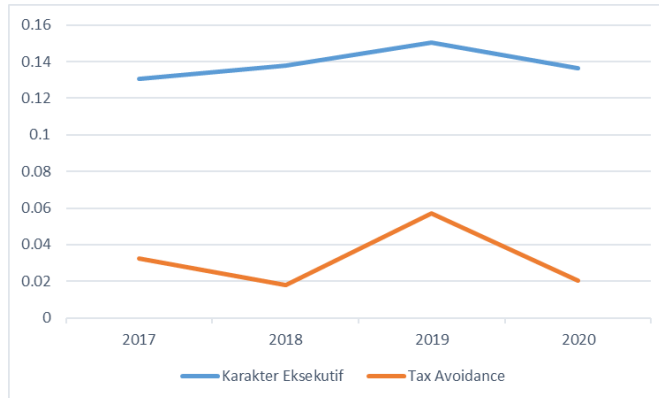
Model	R	R Square	Adjusted R Square	Std. Error of the Estimate	Durbin-Watson
1	.254 ^a	.065	.047	.02504	1.300

a. Predictors: (Constant), Likuiditas, Corporate Governance, Karakter Eksekutif

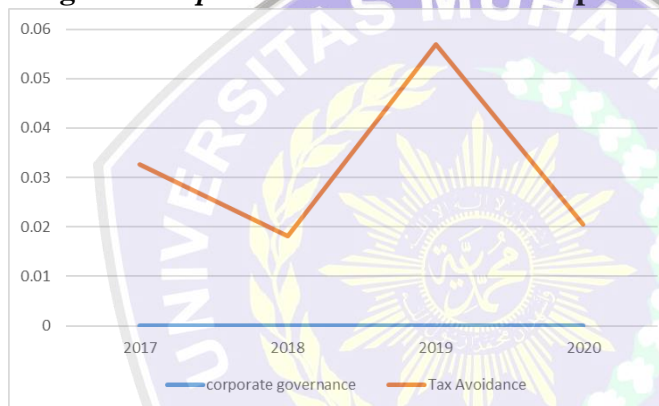
b. Dependent Variable: Tax Avoidance

4. Grafik Data

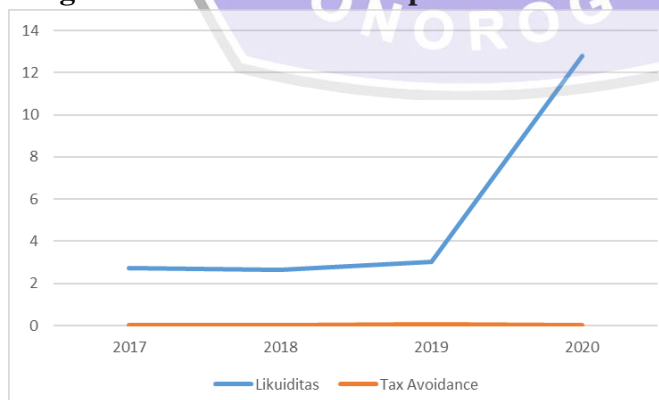
a. Pengaruh Karakter Eksekutif Terhadap *Tax Avoidance*



b. Pengaruh *Corporate Governance* Terhadap *Tax Avoidance*



c. Pengaruh *Likuiditas* Terhadap *Tax Avoidance*





LAMPIRAN 13

BERITA ACARA

BIMBINGAN SKRIPSI




UNIVERSITAS MUHAMMADIYAH PONOROGO
FAKULTAS EKONOMI

Jl. Budi Utomo No. 10 Ponorogo 63471 Jawa Timur Indonesia
 Telp (0352) 481124, Fax. (0352) 461796, e-mail akademik@umpo.ac.id Website :www.umpo.ac.id
 Akreditasi Institusi B oleh BAN-PT
 (SK Nomor : 77/SK/BAN-PT/Ak-PPJ/PT/IV/2020)

BERITA ACARA BIMBINGAN SKRIPSI

1. Nama Mahasiswa : NANIK DWI SAPITRI
2. NIM : 15441044
3. Jurusan : AKUNTANSI SI
4. Bidang : PERPAJAKAN
5. Alamat : DESA CILENG, KECAMATAN PONCOL, MAGETAN
6. Judul Skripsi : PENGARUH KARAKTER EKSEKUTIF, CORPORATE GOVERNANCE DAN LIKUIDITAS TERHADAP TAX AVOIDANCE (STUDI KASUS PADA PERUSAHAAN MANUFAKTUR YANG TERDAFTAR DI BEI TAHUN 2016-2019)
7. Masa Pembimbingan : September 2021 s/d Agustus 2022
8. Tanggal Mengajukan Skripsi : 5 November 2021
9. Konsultasi :

Tanggal Disetujui	BAB	Paraf Pembimbing
26-10-2021	ACC Bab 2.	
20-10-2021	ACC Bab 3.	
31-10-2021	Revisi Bab 4 & 5.	
3-11-2021	ACC Bab 4 & 5.	
07/11/2021	Revisi Bab 5, 6, 7, 8, 9	
14/11/2021	Revisi Bab 6, 7, 8, 9, 10	
26/11/2021	Revisi Bab 7, 8, 9, 10	
02/12/2021	ACC Bab 7, 8, 9, 10	
07/12/2021	Revisi Bab 10	
14/12/2021	Revisi Bab 10	
22/12/2021	Revisi Bab 10	
23/12/2021	Revisi Bab 10	
30/12/2021	Checking Final.	

Tanggal Disetujui	BAB	Paraf Pembimbing
01/01/2022	ACC topel	

- 10. Tanggal Selesai Penulisan Skripsi : _____
- 11. Keterangan Bimbingan Telah Selesai : _____
- 12. Telah Di Evaluasi/Di Uji Dengan Nilai : _____ (angka)
_____ (huruf)

Pembimbing,

ARIF HARTONO
NIDN. 0720017801

Ponorogo, 5 November 2021
Dekan,
Dr. HADI SUMARSONO, M.Si
NIP. 19760508 200501 1 002