



### Lampiran 1. Daftar Sampel Perusahaan

NO	NSMA PERUSAHAAM	KODE
1	Bank Raya Indonesia	AGRO
2	Bank IBK Indonesia	AGRS
3	Bank Central Asia	BBCA
4	Bank KB Bukopin	BBKP
5	Bank Mestika Dharma	BBMD
6	Bank Negara Indonesia	BBNI
7	Bank Rakyat Indonesia	BBRI
8	Bank Tabungan Negara	BBTN
9	Bank J Trust Indonesia	BCIC
10	Bank Banten	BEKS
11	Bank Ina Perdana	BINA
12	Bank BJB	BJBR
13	Bank Jatim	BJTM
14	Bank QNB Indonesia	BKSW
15	Bank Maspion	BMAS
16	Bank Mandiri	BMRI
17	Bank Bumi Arta	BNBA
18	Bank CIMB Niaga	BNGA
19	Bank Maybank Indonesia	BNII
20	Bank Permata	BNLI
21	Bank Sinarmas	BSIM
22	Bank of India Indonesia	BSWD
23	Bank BTPN	BTPN
24	Bank Victoria Internasional	BVIC
25	Bank Oke Indonesia	DNAR
26	Bank Artha Graha Internasional	INPC
27	Bank Mayapada	MAYA
28	Bank China Construction Bank Indonesia Tbk	MCOR
29	Bank Mega	MEGA
30	Bank OCBC NISP	NISP
31	Bank Nationalnobu	NOBU
32	Bank Panin	PNBN
33	Bank Panin Dubai Syariah	PNBS
34	Bank Woori Saudara	SDRA

**Lampiran 2. Data Perusahaan Perbankan Tahun 2015 sampai 2020**

**Karakteristik CEO**

No	Nama	Kode	Tahun	JK	KB	DT
1	Bank Raya Indonesia	AGRO	2015	0	1	0
2	Bank IBK Indonesia	AGRS	2015	0	1	0
3	Bank KB Bukopin	BBKP	2015	0	1	0
4	Bank Mestika Dharma	BBMD	2015	0	1	0
5	Bank Negara Indonesia	BBNI	2015	0	1	0
6	Bank Rakyat Indonesia	BBRI	2015	0	1	0
7	Bank Tabungan Negara	BBTN	2015	0	1	0
8	Bank Banten	BEKS	2015	1	0	0
9	Bank Ina Perdana	BINA	2015	0	1	0
10	Bank BJB	BJBR	2015	0	1	0
11	Bank Jatim	BJTM	2015	0	1	0
12	Bank QNB Indonesia	BKSW	2015	0	0	0
13	Bank Maspion	BMAS	2015	0	1	1
14	Bank Mandiri	BMRI	2015	0	0	0
15	Bank Bumi Arta	BNBA	2015	0	1	0
16	Bank CIMB Niaga	BNGA	2015	0	0	0
17	Bank Maybank Indonesia	BNII	2015	0	0	0
18	Bank Permata	BNLI	2015	0	1	0
19	Bank Sinarmas	BSIM	2015	0	0	1
20	Bank of India Indonesia	BSWD	2015	0	0	0
21	Bank BTPN	BTPN	2015	0	0	1
22	Bank Victoria Internasional	BVIC	2015	0	0	0

23	Bank Oke Indonesia	DNAR	2015	0	1	0
24	Bank Artha Graha Internasional	INPC	2015	0	0	1
25	Bank Mayapada	MAYA	2015	0	1	1
26	Bank China Construction Bank Indonesia Tbk	MCOR	2015	0	0	0
27	Bank Mega	MEGA	2015	0	1	0
28	Bank OCBC NISP	NISP	2015	1	1	1
29	Bank Nationalnobu	NOBU	2015	0	0	0
30	Bank Panin	PNBN	2015	0	1	0
31	Bank Panin Dubai Syariah	PNBS	2015	1	0	1
32	Bank Woori Saudara	SDRA	2015	0	1	0
33	Bank Raya Indonesia	AGRO	2016	0	0	1
34	Bank IBK Indonesia	AGRS	2016	0	1	1
35	Bank Central Asia	BBCA	2016	0	0	1
36	Bank KB Bukopin	BBKP	2016	0	1	0
37	Bank Mestika Dharma	BBMD	2016	0	1	0
38	Bank Negara Indonesia	BBNI	2016	0	1	0
39	Bank Rakyat Indonesia	BBRI	2016	0	1	0
40	Bank Tabungan Negara	BBTN	2016	0	1	0
41	Bank Banten	BEKS	2016	0	1	0
42	Bank Ina Perdana	BINA	2016	0	1	1
43	Bank BJB	BJBR	2016	0	1	0
44	Bank Jatim	BJTM	2016	0	1	0
45	Bank QNB Indonesia	BKSW	2016	0	0	0
46	Bank Maspion	BMAS	2016	0	1	1
47	Bank Mandiri	BMRI	2016	0	1	0
48	Bank Bumi Arta	BNBA	2016	0	1	1

49	Bank CIMB Niaga	BNGA	2016	0	0	0
50	Bank Maybank Indonesia	BNII	2016	0	0	0
51	Bank Permata	BNLI	2016	0	1	0
52	Bank Sinarmas	BSIM	2016	0	0	1
53	Bank of India Indonesia	BSWD	2016	0	0	0
54	Bank BTPN	BTPN	2016	0	0	1
55	Bank Victoria Internasional	BVIC	2016	0	0	0
56	Bank Oke Indonesia	DNAR	2016	0	1	0
57	Bank Artha Graha Internasional	INPC	2016	0	0	1
58	Bank Mayapada	MAYA	2016	0	1	1
59	Bank China Construction Bank Indonesia Tbk	MCOR	2016	0	1	0
60	Bank Mega	MEGA	2016	0	1	0
61	Bank OCBC NISP	NISP	2016	1	1	0
62	Bank Nationalnobu	NOBU	2016	0	0	0
63	Bank Panin	PNBN	2016	0	1	0
64	Bank Panin Dubai Syariah	PNBS	2016	1	0	1
65	Bank Woori Saudara	SDRA	2016	0	0	0
66	Bank Raya Indonesia	AGRO	2017	0	1	0
67	Bank IBK Indonesia	AGRS	2017	0	1	1
68	Bank Central Asia	BBCA	2017	0	0	1
69	Bank KB Bukopin	BBKP	2017	0	1	0
70	Bank Mestika Dharma	BBMD	2017	0	1	0
71	Bank Negara Indonesia	BBNI	2017	0	1	0
72	Bank Rakyat Indonesia	BBRI	2017	0	1	0
73	Bank Tabungan Negara	BBTN	2017	0	1	0
74	Bank Banten	BEKS	2017	0	0	0

75	Bank Ina Perdana	BINA	2017	0	1	1
76	Bank BJB	BJBR	2017	0	1	0
77	Bank Jatim	BJTM	2017	0	1	0
78	Bank QNB Indonesia	BKSW	2017	1	1	0
79	Bank Maspion	BMAS	2017	0	1	1
80	Bank Mandiri	BMRI	2017	0	1	0
81	Bank Bumi Arta	BNBA	2017	0	1	1
82	Bank CIMB Niaga	BNGA	2017	0	0	0
83	Bank Maybank Indonesia	BNII	2017	0	0	0
84	Bank Permata	BNLI	2017	0	1	0
85	Bank Sinarmas	BSIM	2017	0	0	1
86	Bank of India Indonesia	BSWD	2017	0	0	0
87	Bank BTPN	BTPN	2017	0	0	1
88	Bank Victoria Internasional	BVIC	2017	0	0	0
89	Bank Artha Graha Internasional	INPC	2017	0	0	1
90	Bank Mayapada	MAYA	2017	0	1	1
91	Bank China Construction Bank Indonesia Tbk	MCOR	2017	0	1	0
92	Bank Mega	MEGA	2017	0	1	0
93	Bank OCBC NISP	NISP	2017	1	1	1
94	Bank Nationalnobu	NOBU	2017	0	0	0
95	Bank Panin	PNBN	2017	0	1	0
96	Bank Panin Dubai Syariah	PNBS	2017	0	0	0
97	Bank Woori Saudara	SDRA	2017	0	0	0
98	Bank Raya Indonesia	AGRO	2018	0	1	0
99	Bank IBK Indonesia	AGRS	2018	0	1	1
100	Bank KB Bukopin	BBKP	2018	0	1	0

101	Bank Mestika Dharma	BBMD	2018	0	1	0
102	Bank Negara Indonesia	BBNI	2018	0	1	0
103	Bank Rakyat Indonesia	BBRI	2018	0	1	0
104	Bank Tabungan Negara	BBTN	2018	0	1	0
105	Bank J Trust Indonesia	BCIC	2018	0	0	0
106	Bank Banten	BEKS	2018	0	0	0
107	Bank Ina Perdana	BINA	2018	0	1	1
108	Bank BJB	BJBR	2018	0	1	0
109	Bank Jatim	BJTM	2018	0	1	0
110	Bank QNB Indonesia	BKSW	2018	1	1	0
111	Bank Maspion	BMAS	2018	0	1	1
112	Bank Mandiri	BMRI	2018	0	1	0
113	Bank Bumi Arta	BNBA	2018	0	1	1
114	Bank CIMB Niaga	BNGA	2018	0	0	0
115	Bank Maybank Indonesia	BNII	2018	0	0	1
116	Bank Permata	BNLI	2018	0	1	0
117	Bank Sinarmas	BSIM	2018	0	1	0
118	Bank of India Indonesia	BSWD	2018	0	0	0
119	Bank BTPN	BTPN	2018	0	0	1
120	Bank Victoria Internasional	BVIC	2018	0	0	0
121	Bank Oke Indonesia	DNAR	2018	0	0	0
122	Bank Artha Graha Internasional	INPC	2018	0	0	1
123	Bank Mayapada	MAYA	2018	0	1	1
124	Bank China Construction Bank Indonesia Tbk	MCOR	2018	0	0	0
125	Bank Mega	MEGA	2018	0	1	1
126	Bank OCBC NISP	NISP	2018	1	1	1

127	Bank Nationalnobu	NOBU	2018	0	0	1
128	Bank Panin	PNBN	2018	0	1	0
129	Bank Panin Dubai Syariah	PNBS	2018	0	1	0
130	Bank Woori Saudara	SDRA	2018	0	0	0
131	Bank Raya Indonesia	AGRO	2019	0	1	0
132	Bank IBK Indonesia	AGRS	2019	0	1	0
133	Bank Central Asia	BBCA	2019	0	0	1
134	Bank KB Bukopin	BBKP	2019	0	0	0
135	Bank Mestika Dharma	BBMD	2019	0	1	0
136	Bank Negara Indonesia	BBNI	2019	0	1	0
137	Bank Rakyat Indonesia	BBRI	2019	0	1	0
138	Bank Tabungan Negara	BBTN	2019	0	1	0
139	Bank J Trust Indonesia	BCIC	2019	0	0	0
140	Bank Banten	BEKS	2019	0	0	0
141	Bank Ina Perdana	BINA	2019	0	0	0
142	Bank BJB	BJBR	2019	0	1	0
143	Bank Jatim	BJTM	2019	0	1	0
144	Bank QNB Indonesia	BKSW	2019	0	0	0
145	Bank Maspion	BMAS	2019	0	1	1
146	Bank Mandiri	BMRI	2019	0	1	0
147	Bank Bumi Arta	BNBA	2019	0	1	1
148	Bank CIMB Niaga	BNGA	2019	0	0	0
149	Bank Maybank Indonesia	BNII	2019	0	0	1
150	Bank of India Indonesia	BSWD	2019	0	0	0
151	Bank BTPN	BTPN	2019	0	0	0
152	Bank Victoria Internasional	BVIC	2019	0	0	0



153	Bank Oke Indonesia	DNAR	2019	0	0	0
154	Bank Artha Graha Internasional	INPC	2019	0	0	1
155	Bank Mayapada	MAYA	2019	0	1	1
156	Bank China Construction Bank Indonesia Tbk	MCOR	2019	0	0	0
157	Bank Mega	MEGA	2019	0	1	1
158	Bank OCBC NISP	NISP	2019	1	1	1
159	Bank Nationalnobu	NOBU	2019	0	0	1
160	Bank Panin	PNBN	2019	0	1	1
161	Bank Panin Dubai Syariah	PNBS	2019	0	1	0
162	Bank Woori Saudara	SDRA	2019	0	1	0
163	Bank IBK Indonesia	AGRS	2020	0	1	0
164	Bank Central Asia	BBCA	2020	0	0	1
165	Bank KB Bukopin	BBKP	2020	0	0	0
166	Bank Mestika Dharma	BBMD	2020	0	1	1
167	Bank Negara Indonesia	BBNI	2020	0	1	0
168	Bank Rakyat Indonesia	BBRI	2020	0	1	0
169	Bank Tabungan Negara	BBTN	2020	0	1	0
170	Bank J Trust Indonesia	BCIC	2020	0	0	0
171	Bank Banten	BEKS	2020	0	0	0
172	Bank Ina Perdana	BINA	2020	0	0	0
173	Bank BJB	BJBR	2020	0	1	0
174	Bank Jatim	BJTM	2020	0	1	0
175	Bank QNB Indonesia	BKSW	2020	0	0	0
176	Bank Maspion	BMAS	2020	0	1	1
177	Bank Mandiri	BMRI	2020	0	0	0
178	Bank Bumi Arta	BNBA	2020	0	1	1

179	Bank CIMB Niaga	BNGA	2020	0	0	1
180	Bank Maybank Indonesia	BNII	2020	0	0	1
181	Bank Permata	BNLI	2020	0	1	0
182	Bank of India Indonesia	BSWD	2020	0	0	1
183	Bank BTPN	BTPN	2020	0	0	0
184	Bank Victoria Internasional	BVIC	2020	0	0	0
185	Bank Oke Indonesia	DNAR	2020	0	0	1
186	Bank Artha Graha Internasional	INPC	2020	0	0	1
187	Bank Mayapada	MAYA	2020	0	1	1
188	Bank Mega	MEGA	2020	0	1	1
189	Bank OCBC NISP	NISP	2020	1	1	1
190	Bank Nationalnobu	NOBU	2020	0	0	1
191	Bank Panin	PNBN	2020	0	1	1
192	Bank Panin Dubai Syariah	PNBS	2020	0	1	0
193	Bank Woori Saudara	SDRA	2020	0	1	1



## Variabel Kontrol

No	Nama	Kode	Tahun	UKPER	ROA	DAR	LOSS
1	Bank Raya Indonesia	AGRO	2015	15.93	1.55	0.8	0
2	Bank IBK Indonesia	AGRS	2015	15.25	0.17	0.87	0
3	Bank KB Bukopin	BBKP	2015	11.45	1.39	0.92	0
4	Bank Mestika Dharma	BBMD	2015	16.06	3.53	0.76	0
5	Bank Negara Indonesia	BBNI	2015	20.05	2.6	0.85	0
6	Bank Rakyat Indonesia	BBRI	2015	20.59	4.19	0.87	0
7	Bank Tabungan Negara	BBTN	2015	18.96	1.61	0.92	0
8	Bank Banten	BEKS	2015	15.6	-5.29	0.95	1
9	Bank Ina Perdana	BINA	2015	14.55	1.05	0.85	0
10	Bank BJB	BJBR	2015	18.3	2.04	0.86	0
11	Bank Jatim	BJTM	2015	17.57	2.67	0.85	0
12	Bank QNB Indonesia	BKSW	2015	17.06	0.87	0.91	0
13	Bank Maspion	BMAS	2015	15.49	1.1	0.85	0
14	Bank Mandiri	BMRI	2015	20.63	3.15	0.87	0
15	Bank Bumi Arta	BNBA	2015	15.7	1.33	0.81	0
16	Bank CIMB Niaga	BNGA	2015	19.29	0.47	0.88	0
17	Bank Maybank Indonesia	BNII	2015	18.88	1.01	0.9	0
18	Bank Permata	BNLI	2015	19.02	0.2	0.9	0
19	Bank Sinarmas	BSIM	2015	17.14	0.95	0.87	0
20	Bank of India Indonesia	BSWD	2015	15.62	-0.77	0.82	1
21	Bank BTPN	BTPN	2015	18.21	3.1	0.83	0
22	Bank Victoria Internasional	BVIC	2015	16.96	0.65	0.86	0
23	Bank Oke Indonesia	DNAR	2015	20.78	-1.88	0.86	0

24	Bank Artha Graha Internasional	INPC	2015	17.04	0.33	0.89	0
25	Bank Mayapada	MAYA	2015	17.67	2.1	0.9	0
26	Bank China Construction Bank Indonesia Tbk	MCOR	2015	16.13	1.03	0.86	0
27	Bank Mega	MEGA	2015	18.01	1.97	0.85	0
28	Bank OCBC NISP	NISP	2015	18.61	1.68	0.86	0
29	Bank Nationalnobu	NOBU	2015	15.72	0.38	0.82	0
30	Bank Panin	PNBN	2015	16.8	4.6	0.21	0
31	Bank Panin Dubai Syariah	PNBS	2015	15.78	1.14	0.72	0
32	Bank Woori Saudara	SDRA	2015	16.81	1.94	0.79	0
33	Bank Raya Indonesia	AGRO	2016	15.94	1.49	0.83	0
34	Bank IBK Indonesia	AGRS	2016	15.22	0.15	0.86	0
35	Bank Central Asia	BBCA	2016	20.33	4	0.83	0
36	Bank KB Bukopin	BBKP	2016	11.57	1.38	0.91	0
37	Bank Mestika Dharma	BBMD	2016	16.18	2.3	0.75	0
38	Bank Negara Indonesia	BBNI	2016	20.22	2.7	0.85	0
39	Bank Rakyat Indonesia	BBRI	2016	20.73	3.84	0.85	0
40	Bank Tabungan Negara	BBTN	2016	19.18	1.76	0.91	0
41	Bank Banten	BEKS	2016	15.47	-9.58	0.84	1
42	Bank Ina Perdana	BINA	2016	14.67	1.02	0.8	0
43	Bank BJB	BJBR	2016	18.44	2.22	0.85	0
44	Bank Jatim	BJTM	2016	17.58	2.98	0.83	0
45	Bank QNB Indonesia	BKSW	2016	17	-3.34	0.86	0
46	Bank Maspion	BMAS	2016	15.52	1.67	0.8	0
47	Bank Mandiri	BMRI	2016	20.76	1.95	0.82	0
48	Bank Bumi Arta	BNBA	2016	15.78	1.52	0.82	0
49	Bank CIMB Niaga	BNGA	2016	19.3	1.09	0.86	0
50	Bank Maybank Indonesia	BNII	2016	18.93	1.6	0.88	0

51	Bank Permata	BNLI	2016	18.92	-4.9	0.88	1
52	Bank Sinarmas	BSIM	2016	17.26	1.72	0.78	0
53	Bank of India Indonesia	BSWD	2016	15.28	-11.15	0.74	1
54	Bank BTPN	BTPN	2016	18.33	3.1	0.82	0
55	Bank Victoria Internasional	BVIC	2016	17.07	0.52	0.85	0
56	Bank Oke Indonesia	DNAR	2016	21.05	-1.82	0.58	1
57	Bank Artha Graha Internasional	INPC	2016	17.08	0.35	0.83	0
58	Bank Mayapada	MAYA	2016	17.92	2.03	0.88	0
59	Bank China Construction Bank Indonesia Tbk	MCOR	2016	16.32	0.69	0.8	0
60	Bank Mega	MEGA	2016	18.07	2.36	0.83	0
61	Bank OCBC NISP	NISP	2016	18.74	1.85	0.86	0
62	Bank Nationalnobu	NOBU	2016	16.01	0.53	0.85	0
63	Bank Panin	PNBN	2016	17.03	6.2	0.18	0
64	Bank Panin Dubai Syariah	PNBS	2016	15.99	0.37	0.86	0
65	Bank Woori Saudara	SDRA	2016	16.93	1.93	0.81	0
66	Bank Raya Indonesia	AGRO	2017	16.61	1.45	0.81	0
67	Bank IBK Indonesia	AGRS	2017	15.17	-0.2	0.86	0
68	Bank Central Asia	BBCA	2017	20.44	3.9	0.83	0
69	Bank KB Bukopin	BBKP	2017	18.48	0.09	0.94	0
70	Bank Mestika Dharma	BBMD	2017	16.29	3.19	0.74	0
71	Bank Negara Indonesia	BBNI	2017	20.38	2.7	0.86	0
72	Bank Rakyat Indonesia	BBRI	2017	20.8	3.69	0.85	0
73	Bank Tabungan Negara	BBTN	2017	19.38	1.71	0.86	0
74	Bank Banten	BEKS	2017	15.85	-1.43	0.9	1
75	Bank Ina Perdana	BINA	2017	14.95	0.82	0.61	0
76	Bank BJB	BJBR	2017	18.56	2.01	0.86	0
77	Bank Jatim	BJTM	2017	17.76	3.12	0.85	0

78	Bank QNB Indonesia	BKSW	2017	17.02	-3.72	0.84	1
79	Bank Maspion	BMAS	2017	15.62	1.6	0.81	0
80	Bank Mandiri	BMRI	2017	20.84	2.72	0.79	0
81	Bank Bumi Arta	BNBA	2017	15.76	1.73	0.81	0
82	Bank CIMB Niaga	BNGA	2017	19.4	1.7	0.86	0
83	Bank Maybank Indonesia	BNII	2017	18.97	1.48	0.88	0
84	Bank Permata	BNLI	2017	18.81	0.6	0.85	0
85	Bank Sinarmas	BSIM	2017	17.23	1.26	0.75	0
86	Bank of India Indonesia	BSWD	2017	15.32	-3.39	0.75	1
87	Bank BTPN	BTPN	2017	18.37	2.1	0.82	0
88	Bank Victoria Internasional	BVIC	2017	17.18	0.64	0.85	0
89	Bank Artha Graha Internasional	INPC	2017	17.14	0.31	0.84	0
90	Bank Mayapada	MAYA	2017	18.13	1.3	0.89	0
91	Bank China Construction Bank Indonesia Tbk	MCOR	2017	16.57	0.54	0.85	0
92	Bank Mega	MEGA	2017	18.23	2.24	0.84	0
93	Bank OCBC NISP	NISP	2017	18.85	1.96	0.86	0
94	Bank Nationalnobu	NOBU	2017	16.22	0.48	0.87	0
95	Bank Panin	PNBN	2017	17.09	5.5	0.17	0
96	Bank Panin Dubai Syariah	PNBS	2017	15.97	-10.77	0.97	1
97	Bank Woori Saudara	SDRA	2017	17.11	2.37	0.77	0
98	Bank Raya Indonesia	AGRO	2018	16.96	1.54	0.81	0
99	Bank IBK Indonesia	AGRS	2018	15.24	-0.77	0.87	1
100	Bank KB Bukopin	BBKP	2018	18.38	0.22	0.91	0
101	Bank Mestika Dharma	BBMD	2018	16.31	2.96	0.74	0
102	Bank Negara Indonesia	BBNI	2018	20.51	2.8	0.86	0
103	Bank Rakyat Indonesia	BBRI	2018	20.98	3.68	0.86	0

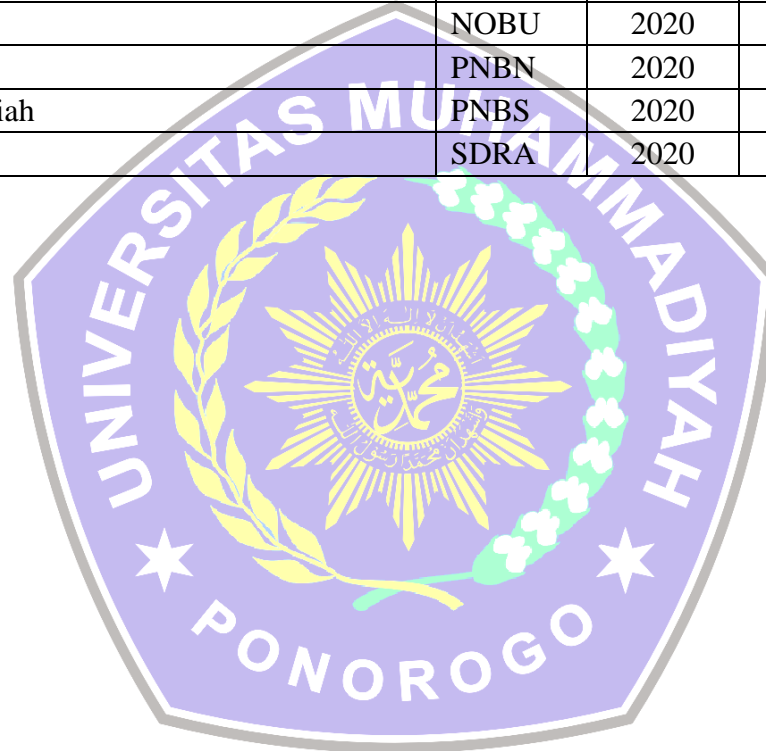
104	Bank Tabungan Negara	BBTN	2018	19.54	1.34	0.86	0
105	Bank J Trust Indonesia	BCIC	2018	16.7	-2.25	0.93	1
106	Bank Banten	BEKS	2018	16.06	-1.57	0.93	1
107	Bank Ina Perdana	BINA	2018	15.16	0.5	0.69	0
108	Bank BJB	BJBR	2018	18.6	1.71	0.87	0
109	Bank Jatim	BJTM	2018	17.95	2.96	0.86	0
110	Bank QNB Indonesia	BKSW	2018	16.84	0.12	0.77	0
111	Bank Maspion	BMAS	2018	15.72	1.54	0.82	0
112	Bank Mandiri	BMRI	2018	20.91	3.17	0.78	0
113	Bank Bumi Arta	BNBA	2018	15.8	1.77	0.8	0
114	Bank CIMB Niaga	BNGA	2018	19.4	1.85	0.85	0
115	Bank Maybank Indonesia	BNII	2018	19	1.74	0.85	0
116	Bank Permata	BNLI	2018	18.85	0.8	0.85	0
117	Bank Sinarmas	BSIM	2018	17.24	0.25	0.77	0
118	Bank of India Indonesia	BSWD	2018	15.18	0.24	0.71	0
119	Bank BTPN	BTPN	2018	18.44	3.1	0.81	0
120	Bank Victoria Internasional	BVIC	2018	17.22	0.33	0.86	0
121	Bank Oke Indonesia	DNAR	2018	22.24	0.5	0.65	0
122	Bank Artha Graha Internasional	INPC	2018	17.07	0.27	0.82	0
123	Bank Mayapada	MAYA	2018	18.29	0.73	0.87	0
124	Bank China Construction Bank Indonesia Tbk	MCOR	2018	16.59	0.86	0.84	0
125	Bank Mega	MEGA	2018	18.24	2.47	0.84	0
126	Bank OCBC NISP	NISP	2018	18.97	2.1	0.86	0
127	Bank Nationalnobu	NOBU	2018	16.28	0.42	0.88	0
128	Bank Panin	PNBN	2018	17.16	6.5	0.15	0
129	Bank Panin Dubai Syariah	PNBS	2018	15.99	0.26	0.81	0
130	Bank Woori Saudara	SDRA	2018	17.2	2.59	0.78	0

131	Bank Raya Indonesia	AGRO	2019	15.94	0.31	0.84	0
132	Bank IBK Indonesia	AGRS	2019	15.68	-3.87	0.81	1
133	Bank Central Asia	BBCA	2019	20.64	4	0.81	0
134	Bank KB Bukopin	BBKP	2019	18.42	0.13	0.91	0
135	Bank Mestika Dharma	BBMD	2019	16.37	2.72	0.73	0
136	Bank Negara Indonesia	BBNI	2019	20.56	2.4	0.81	0
137	Bank Rakyat Indonesia	BBRI	2019	21.07	3.5	0.77	0
138	Bank Tabungan Negara	BBTN	2019	19.56	0.13	0.86	0
139	Bank J Trust Indonesia	BCIC	2019	16.67	0.29	0.9	1
140	Bank Banten	BEKS	2019	15.91	-2.09	0.93	1
141	Bank Ina Perdana	BINA	2019	15.48	0.23	0.77	0
142	Bank BJB	BJBR	2019	18.63	1.68	0.86	0
143	Bank Jatim	BJTM	2019	18.16	2.73	0.88	0
144	Bank QNB Indonesia	BKSW	2019	16.95	0.02	0.8	0
145	Bank Maspion	BMAS	2019	15.84	1.13	0.84	0
146	Bank Mandiri	BMRI	2019	21	3.03	0.78	0
147	Bank Bumi Arta	BNBA	2019	15.84	0.96	0.8	0
148	Bank CIMB Niaga	BNGA	2019	19.43	1.99	0.84	0
149	Bank Maybank Indonesia	BNII	2019	18.95	1.45	0.84	0
150	Bank of India Indonesia	BSWD	2019	15.2	0.6	0.71	0
151	Bank BTPN	BTPN	2019	19.02	2.3	0.83	0
152	Bank Victoria Internasional	BVIC	2019	17.23	-0.09	0.85	1
153	Bank Oke Indonesia	DNAR	2019	22.35	-0.27	0.6	1
154	Bank Artha Graha Internasional	INPC	2019	17.06	-0.3	0.82	1
155	Bank Mayapada	MAYA	2019	18.35	0.78	0.87	0
156	Bank China Construction Bank Indonesia Tbk	MCOR	2019	16.75	0.71	0.85	0
157	Bank Mega	MEGA	2019	18.43	2.9	0.85	0



158	Bank OCBC NISP	NISP	2019	19.01	2.22	0.85	0
159	Bank Nationalnobu	NOBU	2019	16.39	0.52	0.89	0
160	Bank Panin	PNBN	2019	17.23	6.5	0.15	0
161	Bank Panin Dubai Syariah	PNBS	2019	16.23	0.25	0.85	0
162	Bank Woori Saudara	SDRA	2019	17.42	1.88	0.81	0
163	Bank IBK Indonesia	AGRS	2020	16.1	-1.75	0.81	1
164	Bank Central Asia	BBCA	2020	20.8	3.3	0.83	0
165	Bank KB Bukopin	BBKP	2020	18.2	-4.61	0.9	0
166	Bank Mestika Dharma	BBMD	2020	16.47	3.17	0.72	0
167	Bank Negara Indonesia	BBNI	2020	20.61	0.5	0.84	0
168	Bank Rakyat Indonesia	BBRI	2020	21.14	1.98	0.85	0
169	Bank Tabungan Negara	BBTN	2020	19.7	0.69	0.89	0
170	Bank J Trust Indonesia	BCIC	2020	16.6	-3.36	0.91	1
171	Bank Banten	BEKS	2020	15.49	-3.8	0.74	1
172	Bank Ina Perdana	BINA	2020	15.95	0.51	0.86	0
173	Bank BJB	BJBR	2020	18.76	1.88	0.87	0
174	Bank Jatim	BJTM	2020	18.24	1.95	0.88	0
175	Bank QNB Indonesia	BKSW	2020	16.72	-1.24	0.78	1
176	Bank Maspion	BMAS	2020	16.13	1.09	0.87	0
177	Bank Mandiri	BMRI	2020	21.08	1.64	0.81	0
178	Bank Bumi Arta	BNBA	2020	15.85	0.69	0.8	0
179	Bank CIMB Niaga	BNGA	2020	19.43	1.06	0.85	0
180	Bank Maybank Indonesia	BNII	2020	18.97	1.04	0.84	0
181	Bank Permata	BNLI	2020	15.13	0.49	0.82	0
182	Bank of India Indonesia	BSWD	2020	15.13	0.49	0.72	1
183	Bank BTPN	BTPN	2020	19.03	-1.4	0.82	0
184	Bank Victoria Internasional	BVIC	2020	17.08	-1.26	0.85	1

185	Bank Oke Indonesia	DNAR	2020	22.56	0.35	0.6	0
186	Bank Artha Graha Internasional	INPC	2020	17.23	0.11	0.88	0
187	Bank Mayapada	MAYA	2020	18.34	0.12	0.86	0
188	Bank Mega	MEGA	2020	18.54	3.64	0.84	0
189	Bank OCBC NISP	NISP	2020	19.14	1.47	0.86	0
190	Bank Nationalnobu	NOBU	2020	16.44	0.57	0.89	0
191	Bank Panin	PNBN	2020	17.29	5.7	0.14	0
192	Bank Panin Dubai Syariah	PNBS	2020	16.24	0.06	0.72	0
193	Bank Woori Saudara	SDRA	2020	17.45	1.84	0.81	0



### Lampiran 3. Perhitungan MBV

Kode	Tahun	Closing Price	Total Equity	J. S. Beredar	Nilai Buku	MBV
AGRO	2015	97	1,352,412,425,000.00	11,479,715,698.00	117.81	0.82
AGRS	2015	85	567,097,000,000.00	5,232,739,042.00	108.37	0.78
BBKP	2015	700	7,510,942,000,000.00	9,086,620,432.00	826.59	0.85
BBMD	2015	1560	2,263,834,427,402.00	4,090,090,000.00	553.49	2.82
BBNI	2015	4990	76,414,736,000,000.00	18,648,656,458.00	4,097.60	1.22
BBRI	2015	11425	112,832,861,000,000.00	24,669,162,000.00	4,573.84	2.50
BBTN	2015	1295	13,860,107,000,000.00	10,582,345,000.00	1,309.74	0.99
BEKS	2015	53	310,670,000,000.00	10,755,117,153.00	28.89	1.83
BINA	2015	290	318,112,000,000.00	2,100,000,000.00	151.48	1.91
BJBR	2015	755	7,712,880,000,000.00	9,696,291,166.00	795.45	0.95
BJTM	2015	437	6,295,461,000,000.00	14,917,684,982.00	422.01	1.04
BKSW	2015	290	2,424,184,000,000.00	8,757,145,997.00	276.82	1.05
BMAS	2015	400	848,006,715,000.00	3,851,000,000.00	220.20	1.82
BMRI	2015	9250	117,070,290,000,000.00	23,333,333,333.00	5,017.30	1.84
BNBA	2015	190	1,233,868,290,690.00	2,310,000,000.00	534.14	0.36
BNGA	2015	595	28,678,599,000,000.00	25,131,606,843.00	1,141.14	0.52
BNII	2015	171	15,505,655,000,000.00	67,746,840,730.00	228.88	0.75

BNLI	2015	945	18,812,835,000,000.00	11,883,834,973.00	1,583.06	0.60
BSIM	2015	394	3,669,611,000,000.00	14,151,999,729.00	259.30	1.52
BSWD	2015	3595	1,114,888,052,692.00	1,041,600,000.00	1,070.36	3.36
BTPN	2015	2400	11,679,641,000,000.00	5,840,287,257.00	1,999.84	1.20
BVIC	2015	105	2,113,673,981,000.00	7,139,167,280.00	296.07	0.35
DNAR	2015	113	151,222,529,231.00	304,385.00	496,813.34	0.00
INPC	2015	64	2,765,770,000,000.00	13,088,274,241.00	211.32	0.30
MAYA	2015	1950	4,587,072,652,000.00	4,304,418,773.00	1,065.67	1.83
MCOR	2015	300	1,413,732,000,000.00	6,536,286,535.00	216.29	1.39
MEGA	2015	3275	11,517,195,000,000.00	6,963,775,206.00	1,653.87	1.98
NISP	2015	1275	16,411,347,000,000.00	11,472,648,486.00	1,430.48	0.89
NOBU	2015	452	1,189,685,000,000.00	4,311,330,000.00	275.94	1.64
PNBN	2015	820	28,351,199,000,000.00	24,087,645,998.00	1,177.00	0.70
PNBS	2015	250	1,155,490,602,000.00	9,872,717,000.00	117.04	2.14
SDRA	2015	1100	4,135,931,000,000.00	5,211,339,040.00	793.64	1.39
AGRO	2016	386	1,936,251,540,000.00	15,325,711,820.00	126.34	3.06
AGRS	2016	91	572,506,000,000.00	5,256,176,644.00	108.92	0.84
BBCA	2016	15500	112,433,077,000,000.00	24,655,010,000.00	4,560.25	3.40
BBKP	2016	640	6,889,199,000,000.00	9,086,620,432.00	758.17	0.84
BBMD	2016	1500	2,681,773,809,235.00	4,090,090,000.00	655.68	2.29

BBNI	2016	5525	87,157,334,000,000.00	18,648,656,458.00	4,673.65	1.18
BBRI	2016	11675	146,421,342,000,000.00	24,669,162,000.00	5,935.40	1.97
BBTN	2016	1740	19,130,536,000,000.00	10,590,000,000.00	1,806.47	0.96
BEKS	2016	57	864,578,000,000.00	64,109,430,357.00	13.49	4.23
BINA	2016	244	480,334,000,000.00	2,725,000,000.00	176.27	1.38
BJBR	2016	3390	9,631,827,000,000.00	9,696,291,166.00	993.35	3.41
BJTM	2016	570	7,209,572,000,000.00	14,945,057,582.00	482.41	1.18
BKSW	2016	320	3,477,929,000,000.00	8,757,145,997.00	397.15	0.81
BMAS	2016	420	1,111,612,136,000.00	3,851,000,000.00	288.66	1.46
BMRI	2016	11575	150,453,938,000,000.00	23,333,333,333.00	6,448.03	1.80
BNBA	2016	200	1,296,667,409,954.00	2,310,000,000.00	561.33	0.36
BNGA	2016	845	34,206,804,000,000.00	34,207,622.00	999,976.09	0.00
BNII	2016	340	19,016,216,000,000.00	67,746,840,730.00	280.70	1.21
BNLI	2016	555	19,289,597,000,000.00	22,339,930,055.00	863.46	0.64
BSIM	2016	870	20,274,869,000,000.00	6,367,664,717.00	3,184.04	0.27
BSWD	2016	2050	1,108,216,006,380.00	1,041,600,000.00	1,063.96	1.93
BTPN	2016	2640	15,837,896,000,000.00	5,840,287,257.00	2,711.84	0.97
BVIC	2016	107	2,626,253,336,000.00	7,890,653,827.00	332.83	0.32
DNAR	2016	240	590,005,182,033.00	507,308.00	1,163,011.78	0.00
INPC	2016	73	4,424,389,000,000.00	15,796,193,049.00	280.09	0.26

MAYA	2016	3150	7,053,472,185,000.00	4,919,335,740.00	1,433.83	2.20
MCOR	2016	148	2,396,184,000,000.00	16,631,460,751.00	144.08	1.03
MEGA	2016	2550	12,265,681,000,000.00	6,963,775,206.00	1,761.36	1.45
NISP	2016	2070	19,506,576,000,000.00	11,472,648,486.00	1,700.27	1.22
NOBU	2016	760	1,331,757,000,000.00	4,437,912,300.00	300.09	2.53
PNBN	2016	750	31,614,893,000,000.00	24,087,645,998.00	1,312.49	0.57
PNBS	2016	120	1,187,940,719,000.00	9,919,525,410.00	119.76	1.00
SDRA	2016	1150	4,411,890,000,000.00	5,211,339,040.00	846.59	1.36
AGRO	2017	525	3,111,284,877,000.00	17,912,537,958.00	173.6931352	3.02
AGRS	2017	230	564,154,000,000.00	5,256,176,644.00	107.3316287	2.14
BBCA	2017	21900	131,303,555,000,000.00	24,655,010,000.00	5325.633816	4.11
BBKP	2017	590	6,737,457,000,000.00	9,086,620,432.00	741.4700603	0.80
BBMD	2017	1375	3,082,638,026,520.00	4,090,090,000.00	753.6846442	1.82
BBNI	2017	9900	98,592,289,000,000.00	18,648,656,458.00	5286.830674	1.87
BBRI	2017	3640	166,748,817,000,000.00	123,345,810,000.00	1351.880676	2.69
BBTN	2017	3570	21,663,434,000,000.00	10,590,000,000.00	2045.650047	1.75
BEKS	2017	50	788,358,000,000.00	64,109,430,357.00	12.29706762	4.07
BINA	2017	995	1,198,786,000,000.00	2,725,000,000.00	439.9214679	2.26
BJBR	2017	2400	10,064,435,000,000.00	9,696,291,166.00	1037.96749	2.31
BJTM	2017	710	7,816,074,000,000.00	14,974,591,382.00	521.9557449	1.36

BKSW	2017	240	3,990,250,000,000.00	16,992,865,249.00	234.8191398	1.02
BMAS	2017	392	1,162,157,388,000.00	4,443,461,538.00	261.5432536	1.50
BMRI	2017	8000	166,718,843,000,000.00	46,666,666,666.00	3572.546636	2.24
BNBA	2017	268	1,362,829,434,621.00	2,310,000,000.00	589.9694522	0.45
BNGA	2017	1350	36,950,115,000,000.00	25,131,606,843.00	1470.264724	0.92
BNII	2017	264	20,463,769,000,000.00	67,746,840,730.00	302.0623365	0.87
BNLI	2017	625	21,510,733,000,000.00	28,042,739,205.00	767.0696091	0.81
BSIM	2017	880	22,946,307,000,000.00	6,367,664,717.00	3603.567088	0.24
BSWD	2017	1735	1,121,236,095,737.00	1,373,563,147.00	816.297451	2.13
BTPN	2017	2460	16,529,493,000,000.00	5,840,287,257.00	2830.253423	0.87
BVIC	2017	236	2,846,345,796,000.00	8,671,048,162.00	328.2585615	0.72
INPC	2017	80	4,507,912,000,000.00	15,796,193,049.00	285.3796472	0.28
MAYA	2017	3850	8,543,375,216,000.00	5,465,928,600.00	1563.023567	2.46
MCOR	2017	214	2,443,795,000,000.00	16,631,460,751.00	146.9380854	1.46
MEGA	2017	3340	13,064,616,000,000.00	6,963,775,206.00	1876.082385	1.78
NISP	2017	1875	21,784,354,000,000.00	11,472,648,486.00	1898.807762	0.99
NOBU	2017	960	1,391,946,000,000.00	4,437,912,300.00	313.6488299	3.06
PNBN	2017	1140	33,981,898,000,000.00	24,087,645,998.00	1410.760437	0.81
PNBS	2017	65	274,196,365,000.00	10,195,335,256.00	26.89429608	2.42
SDRA	2017	890	6,106,998,000,000.00	6,580,926,254.00	927.984567	0.96

AGRO	2018	310	4,424,285,816,000.00	21,343,290,230.00	207.29	1.50
AGRS	2018	236	532,803,000,000.00	5,256,176,644.00	101.37	2.33
BBKP	2018	272	8,572,416,000,000.00	11,651,908,748.00	735.71	0.37
BBMD	2018	1380	3,088,013,085,461.00	4,090,090,000.00	755.00	1.83
BBNI	2018	8800	108,076,884,000,000.00	18,648,656,458.00	5,795.42	1.52
BBRI	2018	3660	185,275,331,000,000.00	123,345,810,000.00	1,502.08	2.44
BBTN	2018	2540	23,840,448,000,000.00	10,590,000,000.00	2,251.22	1.13
BCIC	2018	450	1,314,903,000,000.00	10,012,124,501.00	131.33	3.43
BEKS	2018	50	693,398,000,000.00	64,109,430,357.00	10.82	4.62
BINA	2018	670	1,205,943,000,000.00	2,725,000,000.00	442.55	1.51
BJBR	2018	2050	11,236,575,000,000.00	9,838,787,161.00	1,142.07	1.79
BJTM	2018	630	8,471,936,000,000.00	14,978,134,982.00	565.62	1.11
BKSW	2018	182	4,672,060,000,000.00	20,436,685,984.00	228.61	0.80
BMAS	2018	368	1,200,740,595,000.00	4,443,461,538.00	270.23	1.36
BMRI	2018	7375	181,202,517,000,000.00	46,666,666,666.00	3,882.91	1.90
BNBA	2018	278	39,579,574,000,000.00	25,131,606,843.00	1,574.89	0.18
BNGA	2018	915	39,580,579,000,000.00	25,131,606,843.00	1,574.93	0.58
BNII	2018	206	24,717,762,000,000.00	76,215,195,821.00	324.32	0.64
BNLI	2018	625	22,451,926,000,000.00	28,042,739,205.00	800.63	0.78
BSIM	2018	550	4,856,420,000,000.00	15,381,803,206.00	315.73	1.74



BSWD	2018	1750	1,130,232,448,722.00	1,388,800,000.00	813.82	2.15
BTPN	2018	3440	18,182,737,000,000.00	5,851,646,757.00	3,107.29	1.11
BVIC	2018	190	2,806,025,405,000.00	8,671,048,162.00	323.61	0.59
DNAR	2018	276	1,590,889,684,719.00	2,250,000,000.00	707.06	0.39
INPC	2018	62	4,587,111,000,000.00	15,796,193,049.00	290.39	0.21
MAYA	2018	7025	10,788,574,000,000.00	6,376,916,700.00	1,691.82	4.15
MCOR	2018	142	2,516,158,000,000.00	16,631,460,751.00	151.29	0.94
MEGA	2018	4900	13,782,673,000,000.00	6,963,775,206.00	1,979.20	2.48
NISP	2018	855	24,428,254,000,000.00	22,945,295,972.00	1,064.63	0.80
NOBU	2018	1000	1,414,377,000,000.00	4,437,912,300.00	318.70	3.14
PNBN	2018	1145	37,746,095,000,000.00	24,087,645,998.00	1,567.03	0.73
PNBS	2018	50	1,668,466,115,000.00	23,959,037,851.00	69.64	0.72
SDRA	2018	860	6,550,468,000,000.00	6,580,926,254.00	995.37	0.86
AGRO	2019	198	4,481,704,219,000.00	21,343,290,230.00	209.98	0.94
AGRS	2019	135	1,202,600,000,000.00	7,108,349,644.00	169.18	0.80
BBCA	2019	33425	174,042,931,000,000.00	24,655,010,000.00	7,059.13	4.74
BBKP	2019	224	8,883,021,000,000.00	11,651,908,748.00	762.37	0.29
BBMD	2019	2800	3,480,469,121,456.00	4,090,090,000.00	850.95	3.29
BBNI	2019	7850	122,515,579,000,000.00	18,359,314,591.00	6,673.21	1.18
BBRI	2019	4400	206,323,433,000,000.00	123,345,810,000.00	1,672.72	2.63

BBTN	2019	2120	23,836,195,000,000.00	10,590,000,000.00	2,250.82	0.94
BCIC	2019	450	1,673,826,000,000.00	10,012,124,501.00	167.18	2.69
BEKS	2019	50	549,533,000,000.00	64,109,430,357.00	8.57	5.83
BINA	2019	860	1,221,096,000,000.00	2,725,000,000.00	448.11	1.92
BJBR	2019	1185	11,992,840,000,000.00	9,838,787,161.00	1,218.93	0.97
BJTM	2019	685	9,185,652,000,000.00	15,002,370,582.00	612.28	1.12
BKSW	2019	180	4,689,564,000,000.00	20,436,685,984.00	229.47	0.78
BMAS	2019	358	1,228,931,584,000.00	4,443,461,538.00	276.57	1.29
BMRI	2019	7675	204,600,853,000,000.00	46,666,666,666.00	4,384.30	1.75
BNBA	2019	322	1,523,655,563,503.00	2,310,000,000.00	659.59	0.49
BNGA	2019	965	43,278,891,000,000.00	25,131,606,843.00	1,722.09	0.56
BNII	2019	206	26,249,433,000,000.00	76,215,195,821.00	344.41	0.60
BSWD	2019	1750	1,163,069,170,478.00	1,388,800,000.00	837.46	2.09
BTPN	2019	3250	29,868,043,000,000.00	8,148,928,869.00	3,665.27	0.89
BVIC	2019	84	2,986,437,599,000.00	8,951,947,039.00	333.61	0.25
DNAR	2019	236	2,021,828,417,541.00	6,341,554,146.00	318.82	0.74
INPC	2019	61	4,536,235,000,000.00	15,796,195,197.00	287.17	0.21
MAYA	2019	9100	12,341,969,000,000.00	6,832,410,700.00	1,806.39	5.04
MCOR	2019	129	2,794,858,000,000.00	16,631,460,751.00	168.05	0.77
MEGA	2019	6350	15,541,438,000,000.00	6,963,775,206.00	2,231.75	2.85

NISP	2019	845	27,664,803,000,000.00	22,945,296,972.00	1,205.69	0.70
NOBU	2019	890	1,464,417,000,000.00	4,437,912,300.00	329.98	2.70
PNBN	2019	1335	41,374,558,000,000.00	24,087,645,998.00	1,717.67	0.78
PNBS	2019	50	1,694,565,519,000.00	23,959,037,851.00	70.73	0.71
SDRA	2019	830	6,935,590,000,000.00	6,580,926,254.00	1,053.89	0.79
AGRS	2020	204	1,899,838,000,000.00	11,226,007,038.00	169.24	1.21
BBCA	2020	33850	184,596,326,000,000.00	24,655,010,000.00	7,487.17	4.52
BBKP	2020	575	8,466,192,000,000.00	32,673,251,194.00	259.12	2.22
BBMD	2020	1500	4,009,262,625,539.00	4,090,090,000.00	980.24	1.53
BBNI	2020	6175	110,192,520,000,000.00	18,629,076,758.00	5,915.08	1.04
BBRI	2020	4170	197,377,567,000,000.00	123,345,810,000.00	1,600.20	2.61
BBTN	2020	1725	19,987,845,000,000.00	10,590,000,000.00	1,887.43	0.91
BCIC	2020	700	1,443,230,000,000.00	10,012,124,501.00	144.15	4.86
BEKS	2020	98	1,361,581,000,000.00	6,410,943,038.00	212.38	0.46
BINA	2020	690	1,217,144,000,000.00	5,654,375,000.00	215.26	3.21
BJBR	2020	1550	11,959,524,000,000.00	9,838,787,161.00	1,215.55	1.28
BJTM	2020	680	10,004,948,000,000.00	15,015,498,082.00	666.31	1.02
BKSW	2020	106	4,112,442,000,000.00	20,436,685,984.00	201.23	0.53
BMAS	2020	430	1,284,262,093,000.00	4,443,461,538.00	289.02	1.49
BMRI	2020	6325	189,142,952,000,000.00	46,666,666,666.00	4,053.06	1.56

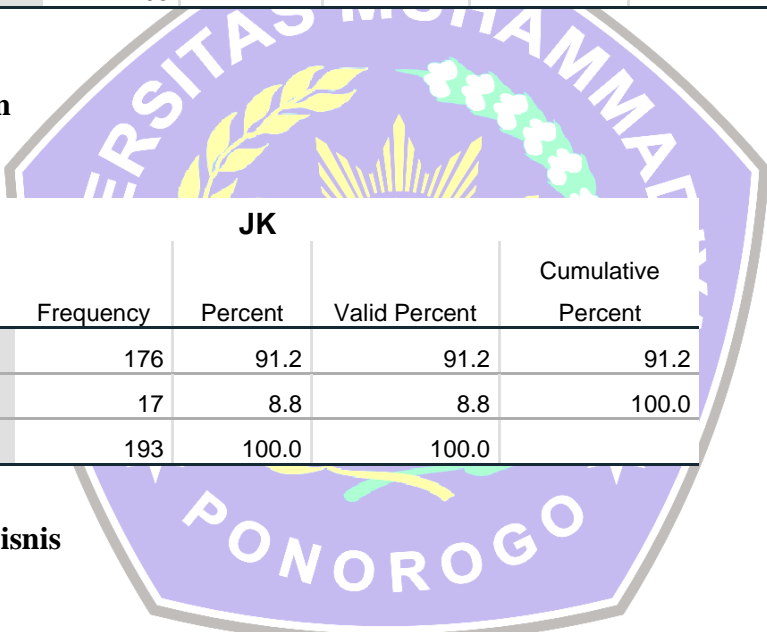
BNBA	2020	378	1,509,386,122,943.00	2,310,000,000.00	653.41	0.58
BNGA	2020	995	41,038,939,000,000.00	25,131,606,843.00	1,632.96	0.61
BNII	2020	346	26,837,593,000,000.00	76,215,195,821.00	352.13	0.98
BNLI	2020	3020	35,071,443,000,000.00	28,042,739,205.00	1,250.64	2.41
BSWD	2020	1750	1,057,669,579,451.00	1,388,800,000.00	761.57	2.30
BTPN	2020	3110	31,215,716,000,000.00	8,148,931,869.00	3,830.65	0.81
BVIC	2020	114	2,644,357,035,000.00	8,951,947,039.00	295.39	0.39
DNAR	2020	173	2,521,927,019,838.00	11,562,788,016.00	218.11	0.79
INPC	2020	69	3,559,535,000,000.00	15,796,195,097.00	225.34	0.31
MAYA	2020	7650	12,914,476,000,000.00	6,832,410,700.00	1,890.18	4.05
MEGA	2020	7200	18,208,150,000,000.00	6,963,775,206.00	2,614.70	2.75
NISP	2020	820	29,829,316,000,000.00	22,945,296,972.00	1,300.02	0.63
NOBU	2020	825	1,519,854,000,000.00	4,437,912,300.00	342.47	2.41
PNBN	2020	1065	44,223,351,000,000.00	24,087,645,998.00	1,835.93	0.58
PNBS	2020	83	3,115,653,432,000.00	38,813,641,319.00	80.27	1.03
SDRA	2020	740	7,270,971,000,000.00	6,580,926,254.00	1,104.86	0.67

**Lampiran 4. Output data SPSS Hasil Statistik Deskriptif**

**Descriptive Statistics**

	N	Minimum	Maximum	Mean	Std. Deviation
MBV	193	.0000	5.8300	1.516477	1.1099301
JK	193	.00	1.00	.0881	.28415
KB	193	.00	1.00	.2539	.43637
DT	193	.00	1.00	.3316	.47201
LOSS	193	.0000	1.0000	.129534	.3366630
UKPER	193	11.4500	22.5600	17.635306	1.9036616
ROA	193	-11.1500	6.5000	1.012850	2.3805060
LEVERAGE	193	.1400	.9700	.811554	.1309487
Valid N (listwise)	193				

**Jenis Kelamin**



**JK**

	Frequency	Percent	Valid Percent	Cumulative Percent
Valid .00	176	91.2	91.2	91.2
1.00	17	8.8	8.8	100.0
Total	193	100.0	100.0	

**Kecakapan Bisnis**

**KB**

	Frequency	Percent	Valid Percent	Cumulative Percent
Valid .00	144	74.6	74.6	74.6
1.00	49	25.4	25.4	100.0
Total	193	100.0	100.0	

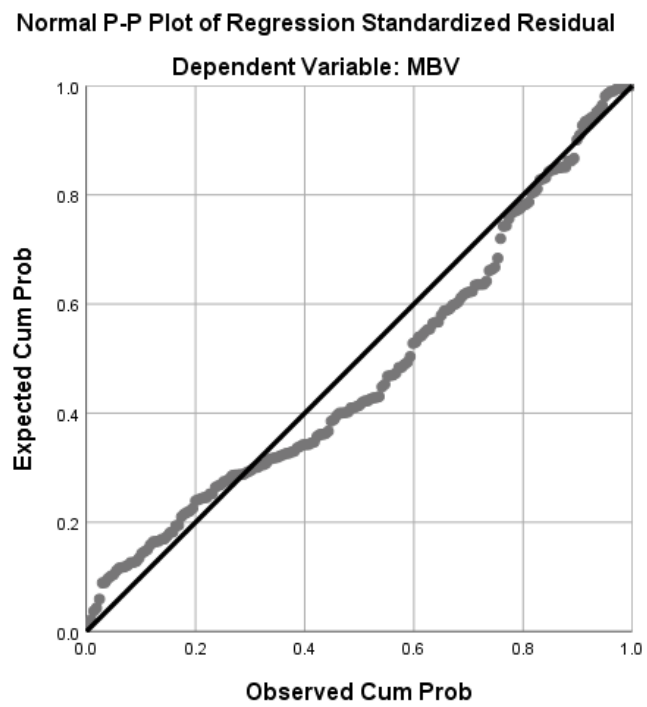
## Dummy Tenur

		DT			
		Frequency	Percent	Valid Percent	Cumulative Percent
Valid	.00	129	66.8	66.8	66.8
	1.00	64	33.2	33.2	100.0
Total		193	100.0	100.0	

## Kondisi Keuangan Perusahaan

		LOSS			
		Frequency	Percent	Valid Percent	Cumulative Percent
Valid	.0000	168	87.0	87.0	87.0
	1.0000	25	13.0	13.0	100.0
Total		193	100.0	100.0	

## Lampiran 5. Output Data SPSS Hasil Uji Normalitas



## Lampiran 6. Output Data SPSS Hasil Uji Autokorelasi

### Model Summary<sup>b</sup>

Model	R	R Square	Adjusted R Square	Std. Error of the Estimate	Durbin-Watson
1	.330 <sup>a</sup>	.109	.075	1.0672557	2.097

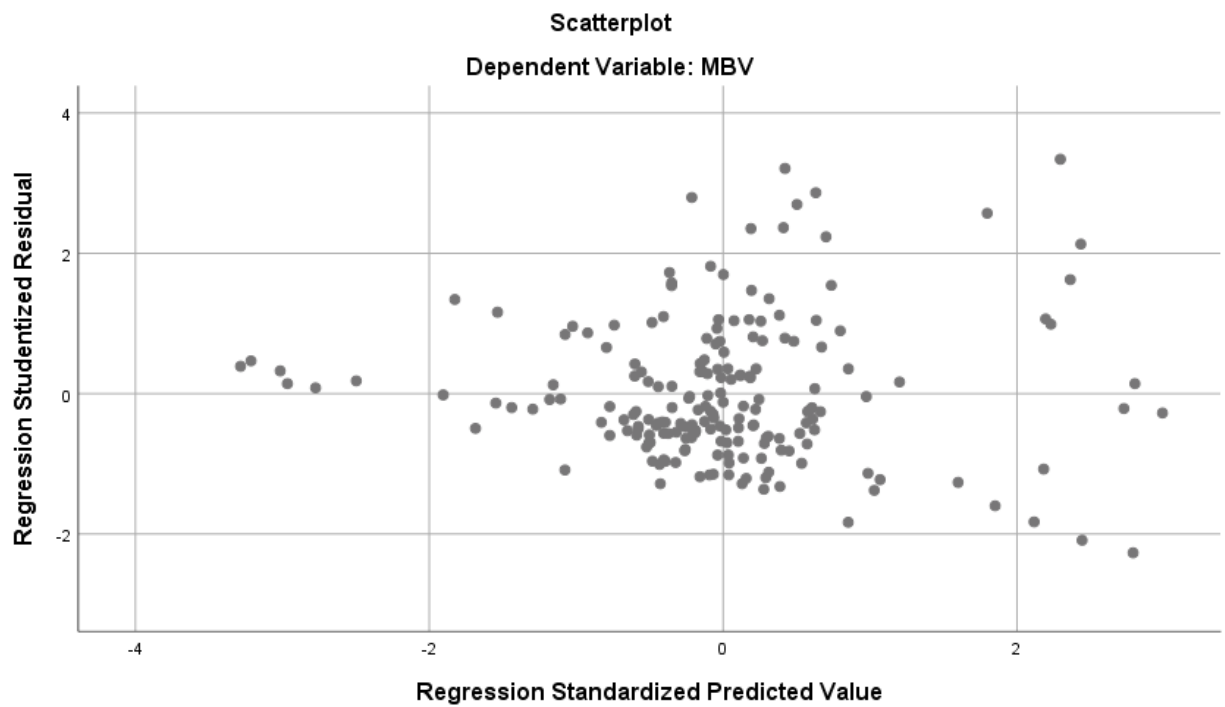
a. Predictors: (Constant), LOSS, JK, KB, DT, UKPER, LEVERAGE, ROA

b. Dependent Variable: MBV





**Lampiran 7. Output Data SPSS Hasil Uji Heterosedastisitas**



## Lampiran 8. Output Data SPSS Hasil Uji Multikolinieritas

**Coefficients<sup>a</sup>**

Model		Unstandardized Coefficients		Standardized Coefficients	t	Sig.	Collinearity Statistics	
		B	Std. Error	Beta			Tolerance	VIF
1	(Constant)	.397	.940		.423	.673		
	JK	-.475	.320	-.122	-1.484	.140	.718	1.393
	KB	.113	.183	.044	.616	.538	.927	1.079
	DT	.192	.171	.081	1.121	.264	.913	1.096
	UKPER	-.025	.044	-.043	-.572	.568	.851	1.175
	ROA	.106	.049	.227	2.147	.033	.432	2.314
	LEVERAGE	1.548	.747	.183	2.073	.040	.620	1.613
	LOSS	1.141	.313	.346	3.649	.000	.535	1.868

a. Dependent Variable: MBV



**Lampiran 9. Output Data SPSS Hasil Uji Regresi Linier Berganda**

**Coefficients<sup>a</sup>**

Model		Unstandardized Coefficients		Standardized	T	Sig.
		B	Std. Error	Coefficients Beta		
1	(Constant)	.397	.940		.423	.673
	JK	-.475	.320	-.122	-1.484	.140
	KB	.113	.183	.044	.616	.538
	DT	.192	.171	.081	1.121	.264
	UKPER	-.025	.044	-.043	-.572	.568
	ROA	.106	.049	.227	2.147	.033
	LEVERAGE	1.548	.747	.183	2.073	.040
	LOSS	1.141	.313	.346	3.649	.000

a. Dependent Variable: MBV



**Lampiran 10. Output Data SPSS Hasil Uji Statistik T**

**Coefficients<sup>a</sup>**

Model		Unstandardized Coefficients		Standardized	T	Sig.
		B	Std. Error	Coefficients Beta		
1	(Constant)	.397	.940		.423	.673
	JK	-.475	.320	-.122	-1.484	.140
	KB	.113	.183	.044	.616	.538
	DT	.192	.171	.081	1.121	.264
	UKPER	-.025	.044	-.043	-.572	.568
	ROA	.106	.049	.227	2.147	.033
	LEVERAGE	1.548	.747	.183	2.073	.040
	LOSS	1.141	.313	.346	3.649	.000

a. Dependent Variable: MBV





## RSITAS MUHAMMADIYAH PONOROGO



### FAKULTAS EKONOMI

Jl. Budi Utomo No. 10 Ponorogo 63471 Jawa Timur Indonesia  
Telp (0352) 481124, Fax (0352) 461796, e-mail : akademik@umpo.ac.id Website : www.umpo.ac.id  
Akreditasi Institusi B oleh BAN-PT  
(SK Nomor : 77/SK/BAN-PT/Ak-PPJ/PT/IV/2020)

### BERITA ACARA BIMBINGAN SKRIPSI

1. Nama Mahasiswa : **Sucma Berlian**
2. NIM : **18414785**
3. Jurusan : **Manajemen**
4. Bidang : **Kuangan**
5. Alamat : **Jalan Madura, Dsn Dampak, Ds Semanding, Kec. Kauman, Kab. Ponorogo**
6. Judul Skripsi : **Pengaruh Karakteristik *Chief Executive Officer* (CEO) Terhadap Nilai Perusahaan Pada Perusahaan Perbankan yang Terdaftar di BEI Periode 2015 – 2020**
7. Masa Pembimbingan : **September 2021 s/d Agustus 2022**
8. Tanggal Mengajukan Skripsi :
9. Konsultasi :

Tanggal Disetujui	BAB	Paraf Pembimbing
12/c 2022	Revisi proposal	di
16/5	Revisi proposal	di
30/5	proposal ACC	di
31/5	Revisi Skripsi Bab 1,2,3	di
31/5	proposal ACC	/
31/5	Revisi Bab 1,2,3	/
2/6	Revisi Bab 1,2,3	di
4/6	Revisi Bab 1,2,3 (penulisan)	di
4/6	ACC bab 1,2,3	di
29/6	Bab 1 - 3	/
10/7	Bab 4 & 5	di
10/7	ACC Bab 4 & 5	/
11/7	Bab 1 - 5	/
11/7	Bab 1 - 5	/
11/7	Buat Artikel	/

Tanggal Disetujui	BAB	Paraf Pembimbing
2022	Buat Artikel	
2022	siap clindangkan	

10. Tanggal Selesai Penulisan Skripsi : \_\_\_\_\_
11. Keterangan Bimbingan Telah Selesai : \_\_\_\_\_
12. Telah Di Evaluasi/Di Uji Dengan Nilai : \_\_\_\_\_ (angka)  
 \_\_\_\_\_ (huruf)

Pembimbing,  
  
**Dr. HADI SUMARSONO, M.Si**  
 NIDN. 0008057601

Ponorogo, ..... 202..  
 Dekan,  
  
**Dr. HADI SUMARSONO, M.Si**  
 NIDN. 19760508 200501 1 002



**FAKULTAS EKONOMI  
UNIVERSITAS MUHAMMADIYAH PONOROGO**

Alamat: Jalan Budi Utomo 10 Telp. 0352-481124 Ponorogo

Nomor: Istimewa

Ponorogo, 21 Juli 2021

Hal : Hasil Ujian Skripsi

Kepada :

Yth. Sdr. *Suena Berlian*  
Mahasiswa Fakultas Ekonomi  
Universitas Muhammadiyah

di-

PONOROGO

Assalamu'alaikum. Wr. Wb.

Berdasarkan hasil rapat Tim Penguji Skripsi tanggal  
Saudara dinyatakan :

**LULUS / ~~TIDAK~~-LULUS**



Keterangan :

Nilai :

Demikian pengumuman ini untuk diketahui.

Wassalamu'alaikum. Wr. Wb.

Tim Penguji





**UNIVERSITAS MUHAMMADIYAH PONOROGO**  
**PUSAT STUDI PENGEMBANGAN POTENSI**  
**DAN KEMANDIRIAN DAERAH**

Jl. Budi Utomo No. 10 Ponorogo 63471 Jawa Timur Indonesia  
Telepon (0352) 481124, Faksimile (0352) 461796, Email: p2kd@umpo.ac.id  
Akreditasi Institusi oleh BAN-PT = B;  
(SK Nomor 77/SK/BAN-PT/Ak-PPJ/PT/IV/2020)



No. : 81/P2KD/VI/2022  
Hal : Pemberitahuan Artikel Layak Terbit

Ponorogo, 30 Juni 2022

Kepada:  
Yth. Sucma Berlian  
Di  
Tempat

*Assalamu 'alaikum wr wb*

Berdasarkan hasil review tim redaksi, artikel di bawah ini:

**JUDUL : PENGARUH UKURAN PERUSAHAAN, ROA, LEVERAGE,**  
**ARTIKEL KONDISI KEUANGAN PERUSAHAAN TERHADAP NILAI**  
**PERUSAHAAN PADA PERUSAHAAN PERBANKAN.**  
**PENULIS : SUCMA BERLIAN**

Dinyatakan layak berkontribusi dalam Call for Paper Seminar Nasional 2022, dengan tema "Potensi dan Kemandirian Daerah" yang diselenggarakan Fakultas Ekonomi, Universitas Muhammadiyah Ponorogo, dan dimuat dalam Prosiding SEMNAS-2022.

Selanjutnya invoice pembayaran akan kami kirimkan dan pembayaran dapat dilakukan melalui nomor rekening BNI 0286926998 a.n. Nurul Hidayah.

Demikian surat ini dibuat untuk digunakan sebagaimana mestinya. Atas kerjasama dan partisipasinya kami ucapkan terima kasih.

*Wassalamu 'alaikum wr wb*

Mengetahui,  
Ketua PSP2KD

Asis Riat Winanto, SE., ME

Ketua Pelaksana

Dr. Rochmat Aldy Purnomo, SE., M.Si



